



# Campbell Fittings

## Product Catalog



**THE LEADER IN HOSE SYSTEMS TECHNOLOGY**

800-367-2678 | [www.campbellfittings.com](http://www.campbellfittings.com)

**GOODYEAR**  
RUBBER PRODUCTS, INC.

 **727-342-5088**

You can also email us at  
[GRP@goodyearrubberproducts.com](mailto:GRP@goodyearrubberproducts.com)

# Campbell Fittings



**A**

**PAGES 3-8**

- Combination Nipples
- Menders
- TOE Nipples
- Reducing Nipples
- Suction Hose Couplings
- NST Suction Hose Couplings
- Ball & Socket Couplings
- Strainers
- Foot Valves



**F**

**PAGES 37-40**

- ChemJoint™ Couplings
- ChemJoint™ Male Stems
- ChemJoint™ Weld-on Couplings
- ChemJoint™ Unions



**B**

**PAGES 9-12**

- Crimpology Nipples
- Male Swivels
- Hose Unions
- Flanges
- Turnback Flanges



**G**

**PAGES 41-46**



- Tri-Clamp Fittings
- Tri-Clamp Adapters
- Machined Ferrules
- Washdown Swivels
- PCT Couplings (Wine)
- Wine Ferrules



**C**

**PAGES 13-24**

- Insta-Lock™
- Campbell Cobra™ Cam & Groove Couplings
- Standard Cobra™ Cam & Groove Couplings



**H**

**PAGES 47-54**

- Ferrules (standard length)
- Ferrules (206/frac)
- Ferrules (long)
- Ferrules (light duty)
- Sleeves (standard length)
- Sleeves (short)



**D**

**PAGES 25-30**

- Viton® Seal Ground Joint Couplings
- Viton® Seal Crimped Steam Couplings
- HeatWave Couplings
- Interlocking Male Stems
- Air Hammer Couplings
- Interlocking U-Bolt Clamps
- Whip Check Safety Cables



**I**

**PAGES 55-60**

- Barbed Insert Fittings
- Brass Push-on Fittings
- Garden Hose Couplings
- Brass Ferrules



**E**

**PAGES 31-36**

- Universal Couplings
- UniversaLock™ Couplings
- Nitrogen Couplings
- Single-Lock Couplings
- Double-Lock Couplings



**J**

**PAGES 61-67**



- Worm Gear Clamps
- T-Bolt Clamps



- Band Clamps
- Band & Buckle

# Campbell Coupling Selection Guide

From the Selection Guide below, choose an appropriate coupling based on the hose type and application working pressure.

Hose construction will affect the working pressure of a hose system. The following chart outlines the maximum working pressure of each Campbell coupling based on the type and size of hose used, as well as the attachment and identifies the Campbell catalog section in which the coupling can be found.

Hose System Components			MAX. SYSTEM WORKING PRESSURE (PSI @ 70°F)														
			Hose Size														
Fitting/Coupling	Attachment	Hose Type	1/2	3/4	1	1-1/4	1-1/2	2	2-1/2	3	4	5	6	8	10	12	
<b>A</b>	Combination Nipple	Short Sleeve	Rubber	400	350	300	275	250	225	225	175	175	175	150	125	100	
	Combination Nipple	Short Sleeve	Chemical	200	200	200	140	130	120	110	100	50	-	-	-	-	
	Combination Nipple	Short Sleeve	PVC	150	125	100	90	85	65	60	55	40	-	30	20	-	-
	Suction Coupling (domestic)	Short Sleeve	Rubber	-	-	-	275	250	225	210	200	175	-	150	100	-	-
	Suction Coupling (domestic)	Short Sleeve	PVC	-	-	-	90	85	65	60	55	40	-	30	20	-	-
	Ball & Socket Coupling <sup>3,6</sup>	Short Sleeve	Rubber	-	-	-	-	-	300	-	250	225	-	140	60	-	-
	Ball & Socket Coupling <sup>3,6</sup>	Short Sleeve	PVC	-	-	-	-	-	170	-	140	100	-	80	50	-	-
<b>B</b>	Crimpology Nipple	Ferrule	Chem/Rubber	-	-	500	350	325	300	275	250	250	250	225	175	-	-
	Crimpology Nipple	Ferrule	Soft	-	-	200	175	150	150	125	100	75	65	50	20	-	-
	Long Crimpology Nipple	Long Ferrule	Rubber	-	-	-	-	1000	1000	650	600	500	400	-	-	-	-
	Crimpology Nipple Swivel	Ferrule	Chem/Rubber	-	500	500	-	-	-	-	-	-	-	-	-	-	-
	Long Crimpology Nipple Swivel	Long Ferrule	Chem/Rubber	-	-	-	500	500	500	-	-	-	-	-	-	-	-
	Crimpology Flange (steel) <sup>4</sup>	Ferrule	Chem/Rubber	-	-	-	-	285	285	275	250	250	-	225	175	-	-
	Crimpology Flange (ss) <sup>4</sup>	Ferrule	Chem/Rubber	-	-	-	-	230	230	230	230	230	-	225	-	-	-
	FRAC-16C	Frac Ferrule	Rubber	-	-	-	-	-	-	-	-	400	-	-	-	-	-
100/206 Hose Union (forged steel)	Ferrule	Rubber	-	-	-	-	-	500	-	500	-	-	-	-	-	-	
<b>C</b>	Insta-Lock	Ferrule	Chem/Rubber	250	250	250	250	250	250	150	150	150	75	75	-	-	-
	Campbell Cobra SS C&G <sup>5</sup>	Ferrule	Chem/Rubber	-	-	250	-	250	250	150	150	125	-	-	-	-	-
	Campbell Cobra AL C&G <sup>5</sup>	Ferrule	Chem/Rubber	-	-	-	-	250	200	150	125	75	-	75	-	-	-
<b>D</b>	Viton Ground Joint/ Air Hammer/Male Stem	U-Bolt Clamp	Steam	1500	1250	1250	1250	1250	1250	800	500	500	-	300	-	-	-
	Viton Ground Joint/ Air Hammer/Male Stem	Long Ferrule	Rubber	1000	1000	1000	1000	1000	1000	650	500	500	-	-	-	-	-
	HeatWave Coupling/HW Male	Staked-on Ferrule	Rubber	-	-	-	-	-	call	-	call	-	-	-	-	-	-
<b>E</b>	UniversaLock <sup>6</sup>	Ferrule	Air	300	300	300	-	-	-	-	-	-	-	-	-	-	-
	Universal <sup>6</sup>	Ferrule	Air	150	150	150	-	-	-	-	-	-	-	-	-	-	-
	Single-Lock Coupling <sup>6</sup>	Ferrule	Air	300	300	300	-	-	-	-	-	-	-	-	-	-	-
	Double-Lock Coupling <sup>6</sup>	Ferrule	Air	300	300	300	-	-	-	-	-	-	-	-	-	-	-
<b>F</b>	ChemJoint/Male Stem	Ferrule	Chemical	350	400	450	325	250	250	225	225	200	-	-	-	-	-
	ChemJoint/Male Stem	Ferrule	Rubber	350	400	450	425	400	350	325	300	250	-	-	-	-	-
<b>G</b>	Tri-Clamp	Ferrule	Sanitary	-	-	500	-	450	350	325	300	-	-	-	-	-	-
	Tri-Clamp	Mach. Ferrule	Sanitary	-	-	500	-	500	400	375	350	-	-	-	-	-	-
	Wine Fitting	Ferrule	Sanitary	-	-	-	-	450	350	-	300	-	-	-	-	-	-
	Wine Fitting	Band Clamps	Sanitary	-	-	-	-	100	100	-	50	-	-	-	-	-	-

HOSE SYSTEM PRESSURE DERATING MULTIPLIERS FOR ELEVATED TEMPERATURES (°F)*										
Hose Type	70°	90°	150°	200°	250°	300°	350°	400°	450°	500°
Steam, Hot Tar, Asphalt	1.00	0.95	0.81	0.68	0.56	0.44	0.32	0.20	0.08	N/R
PVC	1.00	0.82	0.30	N/R	N/R	N/R	N/R	N/R	N/R	N/R
All other	1.00	0.91	0.64	0.42	0.20	N/R	N/R	N/R	N/R	N/R
No hose: weld-on or union	1.00	1.00	0.97	0.95	0.92	0.89	0.86	0.84	0.81	N/R

\* System temperature is affected by both the media and the environment. N/R means NOT RECOMMENDED!

1) For normal fluids (not hazardous, combustible, flammable, volatile, corrosive, ammonia or LPG). Individual testing should be employed for non-normal fluids to ensure capability. Pressures shown are only valid for the fitting/coupling/attachment and hose combinations indicated and for their threaded mating parts. System working pressure does not include end pull forces. Not for plastic fittings/couplings. All hose systems must be assembled using Campbell procedures and crimp specifications. See elevated temperature derating chart above. Consult factory for reduced temperatures. **Never exceed the working pressure of the lowest rated component in the hose system.** Maximum working pressure includes the highest pressure the system will experience, such as spikes, surges, and water hammer effects. (For example: If a system consists of a hose rated to 150 PSI and the couplings are rated to

2) Hose descriptions: **Air** - any smooth bore rubber air or water hose. Includes most general purpose hose; **Chemical** - any smooth bore rubber chemical hose, including plastic lined (PTFE, UHMW, XLPE). Does not include soft tube hose; **PVC** - any smooth bore PVC or vinyl hose; **Rubber** - any smooth bore rubber hose except steam, hot tar & asphalt, chemical, and soft tube hose; **Soft** - any smooth bore rubber hose with a thick, soft tube. Usually gum rubber and some food-grade hose; **Steam** - includes hot tar and asphalt; **Sanitary** - includes any food-grade hose

3) Ball & Socket pressure ratings are based on 1.5x WP.  
 4) Due to limitations with flanges, consult factory for temperatures other than 70°F.  
 5) Campbell COBRA Cam & Groove Couplings are identified by the name "Campbell" on the body, by the ferrule interlock groove, and by the part number, which includes a "C" suffix. Not for air or gas service.



727-342-5088

You can also email us at GRP@goodyearrubberproducts.com

# Campbell Test Reports

## Abbreviated Reports and Results

Campbell engineering has conducted nearly 1,000 hydrostatic tests. The following are results from several popular products. Please contact our customer support team to receive test reports on other Campbell products.

## The Safety Factor

The RMA requires that hose working pressures include a safety factor commensurate with their intended application. Most hoses are required to meet a 4x safety factor, except the following: Water hose rated under 150 PSI requires a 3x safety factor; Steam hose requires a 10x safety factor; and Hose conveying gas in a liquid state requires a 5x safety factor. (For example: a 150 PSI rated air hose has a 4x safety factor and must be successfully tested to a minimum of 600 PSI.)

Campbell's fitting and coupling pressure ratings match the RMA safety factor requirements with most hoses. Due to the wide variety of industrial hoses, as well as variations in design, construction, and material, we cannot guarantee that our pressure ratings meet the safety factor requirement with every hose.

If you have any questions about pressure ratings, please contact Campbell Fittings.



### HYDROSTATIC TEST REPORT

#### Hose

**Fuel drop:** 3" ContiTech (GY) Infinity rated to 100 psi.

#### Couplings

**Cam & Groove:** 3" Campbell Cobra aluminum C x E  
- coupling/sleeve system rated to 75 psi. WP

#### Attachment

**Crimped:** Aluminum Sleeves

#### Goal

Burst hose beyond 400 psi. (hose WP of 100 psi. @ 4 to 1 Safety Factor)

#### Results

Hose burst at 508 psi. (system exceeded 4x WP)



### HYDROSTATIC TEST REPORT

#### Hose

**Chemical:** 2" ContiTech (GY) XLPE rated to 150 psi.

#### Couplings

**ChemJoint®:** 2" male x female  
- coupling/ferrule system rated to 250 psi. WP (swivel nut tightened by hand)

#### Attachment

**Crimped:** Stainless Steel Ferrules

#### Goal

Burst hose beyond 600 psi. (hose WP of 150 psi. @ 4 to 1 Safety Factor)

#### Results

Hose burst at 1426 psi. (system exceeded 4x WP)



### HYDROSTATIC TEST REPORT

#### Hose

**Oilfield:** 4" ContiTech (GY) FRAC Blender Hose rated to 400 psi.

#### Couplings

**Crimpology Nipple:** 4" FRAC-16 both ends\*  
- fitting/ferrule system rated to 400 psi WP

#### Attachment

**Crimped:** Campbell Frac Ferrules, Plated Steel

#### Goal

Burst hose beyond 1600 psi. (hose WP of 400 psi. @ 4 to 1 Safety Factor)

#### Results

Hose burst at 1715 psi. (system exceeded 4x WP)

\* NOTE: similar successful results have been achieved with the Campbell "one-piece" 206 union manufactured with the same hose shank design for the same application.



### HYDROSTATIC TEST REPORT

#### Hose

**High pressure air:** 3" Boston Bulldog Gold HP Air Hose rated to 600 psi.

#### Couplings

**Ground Joint/Male Stem:** 3" Heat Wave® male stem on both ends  
- coupling/ferrule system rated to 600 psi WP

#### Attachment

**Crimped:** Staked-on Ferrule

#### Goal

Burst hose beyond 2400 psi. at 200°F (hose WP of 600 psi. @ 4 to 1 Safety Factor)

#### Results

Hose burst at 3539 psi. at 200°F (system exceeded 4x WP)



### HYDROSTATIC TEST REPORT

#### Hose

**Frac:** 4" ContiTech Oilfield Fracturing Hose rated to 400 psi.

#### Couplings

**206 Hose Union:** Male x female Campbell 206 hose union rated to 400 psi.

#### Attachment

**Crimped:** Campbell Frac Ferrules, Plated Steel

#### Goal

Burst hose beyond 1600 psi. (hose WP of 400 psi. @ 4 to 1 Safety Factor)

#### Results

Hose burst at 1879 psi. (system exceeded 4x WP)



### HYDROSTATIC TEST REPORT

#### Hose

**High pressure air:** 2" Dayco Wildcatter rated to 3000 psi.\*

#### Couplings

**Ground Joint:** 2" Campbell Viton® Seal female x male  
- coupling/ferrule system rated to 1000 psi. WP

#### Attachment

**Crimped:** Steel Long Ferrules

#### Goal

Establish the limits of the coupling/ferrule system, performed with the wing nut tightened only by hand. \*NOTE: Campbell system is only rated to 1000 psi.

#### Results

Hose burst at 9500 psi. (couplings exceeded WP by more than 9x WP)



### HYDROSTATIC TEST REPORT

#### Hose

**Sanitary:** 1-1/2" Continental Purple Snake rated to 232 psi.

#### Couplings

**Sanitary:** 1-1/2" Tri-Clamp  
- fitting/ferrule system rated to 450 psi. WP

#### Attachment

**Crimped:** Stainless Steel Ferrules

#### Goal

Burst hose beyond 928 psi. (hose WP of 232 psi. @ 4 to 1 Safety Factor)

#### Results



### HYDROSTATIC TEST REPORT

#### Hose

**Layflat:** 1-1/2" Kuriyama rated to 75 psi.

#### Couplings

**Aluminum pin-lug:** 1-1/2" Campbell male x female  
- coupling/sleeve system rated to 150 psi.

#### Attachment

**Crimped:** Carbon Steel Sleeves

#### Goal

Burst hose beyond 225 psi. (hose WP of 75 psi. @ 3 to 1 Safety Factor)

#### Results

**Campbell Fittings**

**A**




**GOODYEAR**  
RUBBER PRODUCTS, INC.

☎ 727-342-5088

You can also email us at  
[GRP@goodyearrubberproducts.com](mailto:GRP@goodyearrubberproducts.com)


**Campbell Crimpnology™**  
offers crimping flexibility for your  
multi-purpose hose applications.



### COMBINATION NIPPLES AND MENDERS

#### Features & Benefits

- Maximum number of serrations for maximum holding power.
- Long lead serration for easier hose insertion.
- Formed hex wrench area on 3/4" through 1-1/2" combination nipples for easier installation.



#### Recommended Hose Attachment

- Sleeves
- Preformed Band Clamps

#### Recommended Use

- Liquid, bulk handling, low-pressure air

### SUCTION HOSE COUPLINGS

#### Features & Benefits


- Maximum number of serrations for maximum holding power.
- Long lead serration for easier hose insertion.
- Suction Couplings machined from pipe eliminate porosity and parting lines, improving sealing and retention.

#### Recommended Hose Attachment

- Sleeves
- Preformed Band Clamps

#### Recommended Use

- Liquid, bulk handling



*Bauer-style vs. Campbell  
Ball & Socket*

### BALL & SOCKET COUPLINGS

#### Features & Benefits

- Proven, Campbell-style machined hose shank is designed for crimping (crimp specs available).
- Shank design dramatically improves sealing and retention, cuts installation time in half.
- Hose shanks are welded to ball & socket ball ends.

#### Recommended Hose Attachment

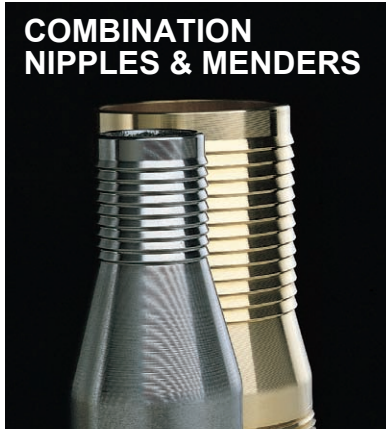
- Sleeves
- Preformed Band Clamps

#### Recommended Use

- Water Suction/Discharge
- Sewage bypass

#### MAX. SYSTEM WORKING PRESSURE (PSI @ 70°F) SEE NOTE 1

Hose System Components			Hose Size													
Fitting/Coupling	Attachment	Hose Type	1/2	3/4	1	1-1/4	1-1/2	2	2-1/2	3	4	5	6	8	10	12
Combination Nipple	Short Sleeve	Rubber	400	350	300	275	250	225	225	225	175	175	175	150	125	100
Combination Nipple	Short Sleeve	Chemical	200	200	200	140	130	120	110	100	50	-	-	-	-	-
Combination Nipple	Short Sleeve	PVC	150	125	100	90	85	65	60	55	40	-	30	20	-	-
Suction Coupling	Short Sleeve	Rubber	-	-	-	275	250	225	210	200	175	-	150	100	-	-
Suction Coupling	Short Sleeve	PVC	-	-	-	90	85	65	60	55	40	-	30	20	-	-



**THREADED**



Steel hose size	part number	list each
1/2	HAS-2	**
3/4	HAS-3	**
1	HAS-4	**
1-1/4	HAS-5	**
1-1/2	HAS-6	**
2	HAS-8	**
2-1/2	HAS-10	**
3	HAS-12	**
4	HAS-16	**
5	HAS-20	**
6	HAS-24	**
8	HAS-32	**
10	HAS-40	**
12	HAS-48	**

**Plated Steel**

1/2	HAPS-2	**
3/4	HAPS-3	**
1	HAPS-4	**
1-1/4	HAPS-5	**
1-1/2	HAPS-6	**
2	HAPS-8	**
2-1/2	HAPS-10	**
3	HAPS-12	**
4	HAPS-16	**
5	HAPS-20	**
6	HAPS-24	**
8	HAPS-32	**
10	HAPS-40	**
12	HAPS-48	**

**316 Stainless**

1/2	HASS-2	**
3/4	HASS-3	**
1	HASS-4	**
1-1/4	HASS-5	**
1-1/2	HASS-6	**
2	HASS-8	**
2-1/2	HASS-10	**
3	HASS-12	**
4	HASS-16	**
5	HASS-20	**
6	HASS-24	**
8	HASS-32	**
10	HASS-40	**
12	HASS-48	**

**Hastelloy®**

hose size	part number	list each
1	HAHAST-4	**
1-1/2	HAHAST-6	**
2	HAHAST-8	**
3	HAHAST-12	**
4	HAHAST-16	**

**Brass**

1/2	HAB-2	**
3/4	HAB-3	**
1	HAB-4	**
1-1/4	HAB-5	**
1-1/2	HAB-6	**
2	HAB-8	**
2-1/2	HAB-10	**
3	HAB-12	**
4	HAB-16	**

**Aluminum**

1/2	HAA-2	**
3/4	HAA-3	**
1	HAA-4	**
1-1/4	HAA-5	**
1-1/2	HAA-6	**
2	HAA-8	**
2-1/2	HAA-10	**
3	HAA-12	**
4	HAA-16	**
5	HAA-20	**
6	HAA-24	**

**BEVELED**



Steel hose size	part number	list each
3/4	HAS-3 BV	**
1	HAS-4 BV	**
1-1/4	HAS-5 BV	**
1-1/2	HAS-6 BV	**
2	HAS-8 BV	**
2-1/2	HAS-10 BV	**
3	HAS-12 BV	**
4	HAS-16 BV	**
5	HAS-20 BV	**
6	HAS-24 BV	**
8	HAS-32 BV	**
10	HAS-40 BV	**
12	HAS-48 BV	**

**316 Stainless**

1/2	HASS-2 BV	**
3/4	HASS-3 BV	**
1	HASS-4 BV	**
1-1/4	HASS-5 BV	**
1-1/2	HASS-6 BV	**
2	HASS-8 BV	**
2-1/2	HASS-10 BV	**
3	HASS-12 BV	**
4	HASS-16 BV	**
5	HASS-20 BV	**
6	HASS-24 BV	**
8	HASS-32 BV	**
10	HASS-40 BV	**
12	HASS-48 BV	**

**GROOVED**



Steel hose size	part number	list each
3/4	HAGS-3	**
1	HAGS-4	**
1-1/4	HAGS-5	**
1-1/2	HAGS-6	**
2	HAGS-8	**
2-1/2	HAGS-10	**
3	HAGS-12	**
4	HAGS-16	**
5	HAGS-20	**
6	HAGS-24	**
8	HAGS-32	**
10	HAGS-40	**
12	HAGS-48	**

**316 Stainless**

1	HAGSS-4	**
1-1/4	HAGSS-5	**
1-1/2	HAGSS-6	**
2	HAGSS-8	**
3	HAGSS-12	**
4	HAGSS-16	**
5	HAGSS-20	**
6	HAGSS-24	**
8	HAGSS-32	**

**REDUCER**



Steel npt x hose	part number	list each
1 X 3/4	HRS-4X3	**
1-1/4 X 1	HRS-5X4	**
1-1/2 X 1-1/4	HRS-6X5	**
2 X 1-1/2	HRS-8X6	**
2-1/2 X 2	HRS-10X8	**
3 X 2-1/2	HRS-12X10	**
4 X 3	HRS-16X12	**

**Plated Steel**

1 X 3/4	HRPS-4X3	**
1-1/4 X 1	HRPS-5X4	**
1-1/2 X 1-1/4	HRPS-6X5	**
2 X 1-1/2	HRPS-8X6	**
2-1/2 X 2	HRPS-10X8	**
3 X 2-1/2	HRPS-12X10	**
4 X 3	HRPS-16X12	**

**316 Stainless**

1 X 3/4	HRSS-4X3	**
1-1/4 X 1	HRSS-5X4	**
1-1/2 X 1-1/4	HRSS-6X5	**
2 X 1-1/2	HRSS-8X6	**
2-1/2 X 2	HRSS-10X8	**

Other configurations and materials not listed above can be quoted upon request.

**EXPANDER**



Steel	npt x hose	part number	list each
	3/4 X 1	HES-3X4	**
	1 X 1-1/4	HES-4X5	**
	1-1/4 X 1-1/2	HES-5X6	**
	1-1/2 X 2	HES-6X8	**
	2 X 2-1/2	HES-8X10	**
	2-1/2 X 3	HES-10X12	**
	3 X 4	HES-12X16	**

**Plated Steel**

	1/2 X 3/4	HEPS-2X3	**
	3/4 X 1	HEPS-3X4	**
	1 X 1-1/4	HEPS-4X5	**
	1-1/4 X 1-1/2	HEPS-5X6	**
	1-1/4 X 2	HEPS-5X8	**
	1-1/2 X 2	HEPS-6X8	**
	2 X 2-1/2	HEPS-8X10	**
	2-1/2 X 3	HEPS-10X12	**
	3 X 4	HEPS-12X16	**

**316 Stainless**

	1/2 X 3/4	HESS-2X3	**
	3/4 X 1	HESS-3X4	**
	1 X 1-1/4	HESS-4X5	**
	1 X 1-1/2	HESS-4X6	**
	1-1/4 X 1-1/2	HESS-5X6	**
	1-1/4 X 2	HESS-5X8	**
	1-1/2 X 2	HESS-6X8	**
	2 X 2-1/2	HESS-8X10	**

**MENDER**



Plated Steel	hose size	part number	list each
	1/2	HCPS-2	**
	3/4	HCPS-3	**
	1	HCPS-4	**
	1-1/4	HCPS-5	**
	1-1/2	HCPS-6	**
	2	HCPS-8	**
	2-1/2	HCPS-10	**
	3	HCPS-12	**
	4	HCPS-16	**
	5	HCPS-20	**
	6	HCPS-24	**
	8	HCPS-32	**
	10	HCPS-40	**
	12	HCPS-48	**

**316 Stainless**

	3/4	HCSS-3	**
	1	HCSS-4	**
	1-1/4	HCSS-5	**
	1-1/2	HCSS-6	**
	2	HCSS-8	**
	3	HCSS-12	**
	4	HCSS-16	**
	6	HCSS-24	**

**Brass**

	3/4	HCB-3	**
	1	HCB-4	**
	1-1/4	HCB-5	**



**TOE NIPPLES**



Steel	npt x length	part number	list each
	1/2 X 1-1/2	RN-2S	**
	1/2 X 2	RN-2	**
	3/4 X 1-1/2	RN-3S	**
	3/4 X 2	RN-3	**
	1 X 2	RN-4	**
	1-1/4 X 2	RN-5	**
	1-1/4 X 2-1/2	RN-5L	**
	1-1/2 X 2	RN-6	**
	1-1/2 X 2-1/2	RN-6L	**
	1-1/2 X 3	RN-6XL	**
	2 X 2	RN-8	**
	2 X 2-1/2	RN-8L	**
	2 X 3	RN-8XL	**
	2-1/2 X 2-1/2	RN-10S	**
	3 X 3	RN-12	**
	3 X 3-1/2	RN-12L	**
	3 X 4	RN-12XL	**
	4 X 4	RN-16	**

**304 Stainless**

	1/2 X 1-1/2	RNS-2S	**
	1/2 X 2	RNS-2	**
	3/4 X 1-1/2	RNS-3S	**
	3/4 X 2	RNS-3	**
	1 X 2	RNS-4	**
	1-1/4 X 2	RNS-5	**
	1-1/4 X 2-1/2	RNS-5L	**
	1-1/2 X 2	RNS-6	**
	1-1/2 X 2-1/2	RNS-6L	**
	1-1/2 X 3	RNS-6XL	**
	2 X 2	RNS-8	**
	2 X 2-1/2	RNS-8L	**
	2 X 3	RNS-8XL	**
	2-1/2 X 2-1/2	RNS-10S	**
	3 X 3	RNS-12	**
	3 X 3-1/2	RNS-12L	**
	3 X 4	RNS-12XL	**

**REDUCING NIPPLES**



Steel	npt x npt	part number	list each
	3/4 X 1/2	NS 3-2	**
	1 X 3/4	NS 4-3	**
	1-1/4 X 1	NS 5-4	**
	1-1/2 X 1-1/4	NS 6-5	**
	2 X 1-1/2	NS 8-6	**
	2-1/2 X 2	NS 10-8	**
	3 X 2	NS 12-8	**
	3 X 2-1/2	NS 12-10	**
	4 X 3	NS 16-12	**



**SUCTION HOSE COUPLINGS**

**COMPLETE SET**

hose size	Shanks: Plated Steel		list each
	part number	Nut: Brass	
1-1/4	CSB-5		**
1-1/2	CSB-6		**
2	CSB-8		**
2-1/2	CSB-10		**
3	CSB-12		**
4	CSB-16		**
6	CSB-24		**
8	CSB-32		**

**FEMALE SHANK**

hose size	Shank: Plated Steel		list each
	part number	Nut: Brass	
1-1/4	FSB-5		**
1-1/2	FSB-6		**
2	FSB-8		**
2-1/2	FSB-10		**
3	FSB-12		**
4	FSB-16		**
6	FSB-24		**

**MALE SHANK**

hose size	Plated Steel		list each
	part number		
1-1/4	MS-5		**
1-1/2	MS-6		**
2	MS-8		**
2-1/2	MS-10		**
3	MS-12		**
4	MS-16		**
6	MS-24		**
8	MS-32		**

**IMPORT SUCTION HOSE COUPLINGS**

**COMPLETE SET**

hose size	Shanks: Aluminum		list each
	part number	Nut: Brass	
1-1/2	CAB-150		**
2	CAB-200		**
2-1/2	CAB-250		**
3	CAB-300		**
4	CAB-400		**
6	CAB-600		**

**Shanks: Brass**

hose size	Nut: Brass		list each
	part number		
1-1/2	CBB-150		**
2	CBB-200		**
3	CBB-300		**
4	CBB-400		**

**FEMALE SHANK**

hose size	Shank: Aluminum		list each
	part number	Nut: Brass	
1-1/2	FAB-150		**
2	FAB-200		**
2-1/2	FAB-250		**
3	FAB-300		**
4	FAB-400		**
6	FAB-600		**

**Shank: Brass**

hose size	Nut: Brass		list each
	part number		
1-1/2	FBB-150		**
2	FBB-200		**
3	FBB-300		**
4	FBB-400		**

**MALE SHANK**

hose size	Aluminum		list each
	part number		
1-1/2	MA-150		**
2	MA-200		**
2-1/2	MA-250		**
3	MA-300		**
4	MA-400		**
6	MA-600		**

**Brass**

hose size			list each
	part number		
1-1/2	MB-150		**
2	MB-200		**
3	MB-300		**
4	MB-400		**

**IMPORT SUCTION HOSE COUPLINGS (NST threads)**

**COMPLETE SET**

hose size	Shanks: Aluminum		list each
	part number	Nut: Brass	
1-1/2	NSTA-150		**
2-1/2	NSTA-250		**

**Shanks: Ductile Iron**

hose size	Nut: Ductile Iron		list each
	part number		
1-1/2	NSTD-150		**
2-1/2	NSTD-250		**

**Shanks: Brass**

hose size	Nut: Brass		list each
	part number		
1-1/2	NSTB-150		**
2-1/2	NSTB-250		**

**WASHER**

hose size	Neoprene (NPSM)		list each
	part number		
1-1/4	WN-5		**
1-1/2	WN-6		**
2	WN-8		**
2-1/2	WN-10		**
3	WN-12		**
4	WN-16		**
6	WN-24		**
8	WN-32		**


**SPANNER WRENCH**

size			list each
	part number		
1-1/2	SW-6		**
2	SW-8		**
3	SW-12		**
4	SW-16		**
6	SW-32		**
8	SW-32		**

**ADJUSTABLE HYDRANT WRENCH**


part number	list each
AHW-1	**

- Adjustable for 1-1/4" square nuts and pentagon hydrant nuts up to 1-3/4" point to flat.
- Spanner hook for 1-1/2" through 6" pin lug nuts.
- 18" overall length.




**BALL & SOCKET  
 COUPLINGS**

**BALL & SOCKET  
 COMPLETE SET**


	hose size	part number	list each
	2	BSGS-8	**
	3	BSGS-12	**
	4	BSGS-16	**
	6	BSGS-24	**
	8	BSGS-32	**

**FEMALE\*  
 (socket x machined hose end)**


	hose size	part number	list each
	2	BFGS-8	**
	3	BFGS-12	**
	4	BFGS-16	**
	6	BFGS-24	**
	8	BFGS-32	**


\*Sold without SBR ring gasket

**MALE  
 (ball x machined hose end)**

	hose size	part number	list each
	2	BMGS-8	**
	3	BMGS-12	**
	4	BMGS-16	**
	6	BMGS-24	**
	8	BMGS-32	**


**RING GASKET**

	SBR hose size	part number	list each
	2	BSG-8	**
	3	BSG-12	**
	4	BSG-16	**
	6	BSG-24	**
	8	BSG-32	**




**FOOT VALVES  
 & STRAINERS**


**ROUND HOLE  
 STEEL STRAINER**

	npsm size	part number	list each
	1-1/2	RHS-6	**
	2	RHS-8	**
	2-1/2	RHS-10	**
	3	RHS-12	**
	4	RHS-16	**
	6	RHS-24	**
	8	RHS-32	**


**SQUARE HOLE  
 STEEL STRAINER**

	npsm size	part number	list each
	1-1/2	SHS-6	**
	2	SHS-8	**
	2-1/2	SHS-10	**
	3	SHS-12	**
	4	SHS-16	**
	6	SHS-24	**


**TOP HOLE  
 STEEL STRAINER**

	npsm size	part number	list each
	1-1/2	THS-6	**
	2	THS-8	**
	3	THS-12	**

**BOTTOM HOLE  
 STEEL STRAINER**

	npsm size	part number	list each
	1-1/2	BHS-6	**
	2	BHS-8	**
	3	BHS-12	**

**FOOT VALVE  
 (painted cast iron)**


	npt size	part number	list each
	1-1/2	FV-6	**
	2	FV-8	**
	2-1/2	FV-10	**
	3	FV-12	**
	4	FV-16	**
	6	FV-24	**
	8	FV-32	**

Foot Valve components are available upon request.



# B Fittings for Critical Application or High Pressure Multi-Purpose Hose & Chemical Hose

**Campbell Crimpnology™** offers crimping flexibility for your multi-purpose hose applications.




Flanges meet ANSI/ASME B16.5 150 pound class specifications.



## CRIMPNOLOGY NIPPLES

### Features & Benefits

- Designed for use with Campbell Interlocking Ferrules.
- Fittings use the same ferrules as Campbell COBRA Parts C and E, ChemJoint Couplings, and ContiTech Insta-Lock Cam & Groove Couplings to keep ferrule inventory low and flexible.
- Interlock groove on fitting locks ferrule into place for the ultimate in holding power.
- Campbell's custom ferrule positioning system makes assembly easy and speeds crimping.
- Graduated serration pattern (sharper near the interlock, rounder near the end, with smooth end detail to reduce potential failure caused by abrasion) grips, seals, and protects hose.
- Shank and ferrule lengths are matched for performance and to avoid potential hose tube or cover damage.
- Crimped assemblies are low profile and eliminate sharp edges from band clamp buckles.



Crimpology Nipple

## CRIMPNOLOGY SWIVEL

### Features & Benefits

- 360° swivel rotation between the threaded hex and hose barb for easy installation, eliminates hose kinking.
- Threaded body includes hex wrench-flats.
- Viton O-Ring and snap ring inside hex area.

### Special Features

- Crimpnology Nipples provide an excellent fitting solution for medium pressure applications such as "Frac Hose", mud-pump hose, and other abusive applications.
- Long Shank Crimpnology Nipples provide excellent sealing and retention for high-pressure applications. (See ratings chart below)
- 206 Hose Union machined from forged steel, eliminates porosity.



Crimpology Swivel  
Note: Swivel is not for continuous rotation applications.

Hose System Components			MAX. SYSTEM WORKING PRESSURE (PSI @ 70°F) <small>SEE NOTE 1</small>										
			Hose Size										
Fitting/Coupling	Attachment	Hose Type	3/4	1	1-1/4	1-1/2	2	2-1/2	3	4	5	6	8
Crimpology Nipple	Ferrule	Chem/Rubber	-	500	350	325	300	275	250	250	250	225	175
Crimpology Nipple	Ferrule	Soft	-	200	175	150	150	125	100	75	65	50	20
Long Crimpology Nipple	Long Ferrule	Rubber	-	-	-	1000	1000	650	600	500	400	-	-
Crimpology Nipple Swivel	Ferrule	Chem/Rubber	500	500	-	-	-	-	-	-	-	-	-
Long Crimpology Nipple Swivel	Long Ferrule	Chem/Rubber	-	-	500	500	500	-	-	-	-	-	-
Crimpology Flange (steel)	Ferrule	Chem/Rubber	-	-	-	285	285	275	250	250	-	225	175
Crimpology Flange (ss)	Ferrule	Chem/Rubber	-	-	-	230	230	230	230	230	-	225	-



**THREADED**



**Plated Steel**

hose size	part number	list each
1	HAPS-4C	**
1-1/4	HAPS-5C	**
1-1/2	HAPS-6C	**
2	HAPS-8C	**
2-1/2	HAPS-10C	**
3	HAPS-12C	**
4	HAPS-16C	**
5	HAPS-20C	**
6	HAPS-24C	**
8	HAPS-32C	**

**316 Stainless**

1	HASS-4C	**
1-1/4	HASS-5C	**
1-1/2	HASS-6C	**
2	HASS-8C	**
2-1/2	HASS-10C	**
3	HASS-12C	**
4	HASS-16C	**
5	HASS-20C	**
6	HASS-24C	**
8	HASS-32C	**

**Hastelloy®**

1	HAHAST-4C	**
1-1/2	HAHAST-6C	**
2	HAHAST-8C	**

**SCH. 80 THREADED LONG SHANK**



**Steel**

hose size	part number	list each
1-1/2	HALPS-6C	**
2	HALPS-8C	**
2-1/2	HALPS-10C	**
3	HALPS-12C	**
4	HALPS-16C	**

**SCH. 80 THREADED (for 400 psi frac hose)**



**Steel**

hose size	part number	list each
-----------	-------------	-----------

**SQUARE CUT END**



**Steel**

hose size	part number	list each
1-1/2	HAS-6C SQ	**
2	HAS-8C SQ	**
2-1/2	HAS-10C SQ	**
3	HAS-12C SQ	**
4	HAS-16C SQ	**
6	HAS-24C SQ	**
8	HAS-32C SQ	**

**316 Stainless**

1-1/2	HASS-6C SQ	**
2	HASS-8C SQ	**
2-1/2	HASS-10C SQ	**
3	HASS-12C SQ	**
4	HASS-16C SQ	**
6	HASS-24C SQ	**
8	HASS-32C SQ	**

**GROOVED**



**Steel**

hose size	part number	list each
1-1/2	HAGS-6C	**
2	HAGS-8C	**
2-1/2	HAGS-10C	**
3	HAGS-12C	**
4	HAGS-16C	**
6	HAGS-24C	**
8	HAGS-32C	**

**316 Stainless**

1	HAGSS-4C	**
1-1/2	HAGSS-6C	**
2	HAGSS-8C	**
2-1/2	HAGSS-10C	**
3	HAGSS-12C	**
4	HAGSS-16C	**
6	HAGSS-24C	**
8	HAGSS-32C	**

**MALE SWIVEL**



**Steel**

hose size	part number	list each
3/4	HAPS-3C SW	**
1	HAPS-4C SW	**
1-1/4	HALPS-5C SW	**
1-1/2	HALPS-6C SW	**
2	HALPS-8C SW	**

**316 Stainless**

hose size	part number	list each
3/4	HASS-3C SW	**
1	HASS-4C SW	**
1-1/4	HALSS-5C SW	**
1-1/2	HALSS-6C SW	**
2	HALSS-8C SW	**

**FIGURE 206 HOSE UNION SET**



**Forged Steel**

hose size	part number	list each
3	206S-12C-400	**
4	206S-16C-400	**

**FIGURE 100 HOSE UNION SET**



**Forged Steel**

hose size	part number	list each
2	100S-8C-500	**
3	100S-12C-400	**
4	100S-16C-400	**

**HOSE UNION NUT**



**Forged Steel**

hose size	part number	list each
4	206N-16C-400	**

**VITON O-RING**



**Viton**

size	part number	list each
4	206VO-16	**

**FLANGED**  
 (with 150lb. fixed flange)



Steel			
hose size	part number		list each
1-1/2	FHAS-6C		**
2	FHAS-8C		**
2-1/2	FHAS-10C		**
3	FHAS-12C		**
4	FHAS-16C		**
6	FHAS-24C		**
8	FHAS-32C		**

316 Stainless			
hose size	part number		list each
1	FHASS-4C		**
1-1/2	FHASS-6C		**
2	FHASS-8C		**
2-1/2	FHASS-10C		**
3	FHASS-12C		**
4	FHASS-16C		**
6	FHASS-24C		**
8	FHASS-32C		**


**TURNBACK**  
 (for use with 150lb. floating flange)



Steel			
hose size	part number		list each
1-1/2	THAS-6C		**
2	THAS-8C		**
2-1/2	THAS-10C		**
3	THAS-12C		**
4	THAS-16C		**
6	THAS-24C		**
8	THAS-32C		**

316 Stainless			
hose size	part number		list each
1	THASS-4C		**
1-1/2	THASS-6C		**
2	THASS-8C		**
2-1/2	THASS-10C		**
3	THASS-12C		**
4	THASS-16C		**
6	THASS-24C		**
8	THASS-32C		**


**FLANGE-FLOATING**  
 (150lb.)



Steel			
hose size	part number		list each
1-1/2	FF150S-6		**
2	FF150S-8		**
2-1/2	FF150S-10		**
3	FF150S-12		**
4	FF150S-16		**
6	FF150S-24		**
8	FF150S-32		**

316 Stainless			
hose size	part number		list each
1	FF150SS-4		**
1-1/2	FF150SS-6		**
2	FF150SS-8		**
2-1/2	FF150SS-10		**
3	FF150SS-12		**
4	FF150SS-16		**
6	FF150SS-24		**
8	FF150SS-32		**


**FLANGE-THREADED**  
 (150lb.)



Steel			
npt size	part number		list each
1-1/2	FT150S-6		**
2	FT150S-8		**
2-1/2	FT150S-10		**
3	FT150S-12		**
4	FT150S-16		**
6	FT150S-24		**
8	FT150S-32		**

316 Stainless			
npt size	part number		list each
1	FT150SS-4		**
1-1/2	FT150SS-6		**
2	FT150SS-8		**
2-1/2	FT150SS-10		**
3	FT150SS-12		**
4	FT150SS-16		**
6	FT150SS-24		**
8	FT150SS-32		**

**FLANGE-SLIP ON**  
 (150lb.)



Steel			
npt size	part number		list each
1-1/2	FS150S-6		**
2	FS150S-8		**
2-1/2	FS150S-10		**
3	FS150S-12		**
4	FS150S-16		**
6	FS150S-24		**
8	FS150S-32		**

316 Stainless			
npt size	part number		list each
1	FS150SS-4		**
1-1/2	FS150SS-6		**
2	FS150SS-8		**



## Campbell INSTA-LOCK™



**Campbell Crimpnology™**  
offers crimping flexibility for your  
liquid, bulk, and chemical transfer  
hose applications.

### INSTA-LOCK™

Insta-Lock™ is an innovative, durable, and reliable coupling system suitable for greater convenience, security and performance.

#### Features & Benefits

- A perfect synergy of hose & coupling system performance to handle all of your tough applications.
- Revolutionary ergonomic, easy-to-use automatic locking handle design eliminates issues with lock-out, tag-out specifications.
- Improved robust design with precision-machined shank serrations and 360° mechanical interlock with Campbell ferrules.



### CAMPBELL COBRA

“Campbell COBRA” is high-performance version in Parts C and E.

#### Features & Benefits

- Campbell COBRA C's and E's are designed by Campbell, produced to strict Campbell specifications and rigorously tested.
- 360° interlock groove on fitting locks ferrule into place for the ultimate in holding power.
- Shank and ferrule lengths are matched for performance and to avoid potential hose tube or hose cover damage.
- Serrations designed to grip, seal, and protect hose when crimped.



Campbell Cobra Part C and matching Campbell Interlocking Ferrule

### STANDARD COBRA

System rated performance with sleeves or Strapbinder preformed band clamps.



#### Locking arms for COBRA couplings

- Locking handles can be purchased assembled onto the coupling or as a kit and retrofitted onto existing inventory.

All Campbell Cam & Groove parts should utilize the safety lockpin with camlock arms while in service.

All Campbell Cam & Groove couplings are designed to couple and interchange with couplings made to specifications:  
ASTM F1122, CID A-A-59326, MIL-C-27487.

MAX. SYSTEM WORKING PRESSURE (PSI @ 70°F) SEE NOTE 1

Hose System Components			Hose Size										
Fitting/Coupling	Attachment	Hose Type	1/2	3/4	1	1-1/4	1-1/2	2	2-1/2	3	4	5	6
Insta-Lock	Ferrule	Chem/Rubber	250	250	250	250	250	250	150	150	150	75	75
Campbell Cobra SS C&G	Ferrule	Chem/Rubber			250	-	250	250	150	150	125	-	-

**INSTA-LOCK™  
COUPLINGS**

**PART A**
**Stainless Steel**

npt size	part number	list each
1/2	A050SS	**
3/4	A075SS	**
1	A100SS	**
1-1/4	A125SS	**
1-1/2	A150SS	**
2	A200SS	**
2-1/2	A250SS	**
3	A300SS	**
4	A400SS	**
5	A500SS	**
6	A600SS	**

**Aluminum**

npt size	part number	list each
1/2	A050AL	**
3/4	A075AL	**
1	A100AL	**
1-1/4	A125AL	**
1-1/2	A150AL	**
2	A200AL	**
2-1/2	A250AL	**
3	A300AL	**
4	A400AL	**
5	A500AL	**
6	A600AL	**

**Brass**

npt size	part number	list each
1/2	A050BR	**
3/4	A075BR	**
1	A100BR	**
1-1/4	A125BR	**
1-1/2	A150BR	**
2	A200BR	**
2-1/2	A250BR	**
3	A300BR	**
4	A400BR	**
5	A500BR	**
6	A600BR	**

**PART B**
**Stainless Steel**

npt size	part number	list each
1/2	B050SS	**
3/4	B075SS	**
1	B100SS	**
1-1/4	B125SS	**
1-1/2	B150SS	**
2	B200SS	**
2-1/2	B250SS	**
3	B300SS	**
4	B400SS	**
5	B500SS	**
6	B600SS	**

**Aluminum**

npt size	part number	list each
1/2	B050AL	**
3/4	B075AL	**
1	B100AL	**
1-1/4	B125AL	**
1-1/2	B150AL	**
2	B200AL	**
2-1/2	B250AL	**
3	B300AL	**
4	B400AL	**
5	B500AL	**
6	B600AL	**

**Brass**

npt size	part number	list each
1/2	B050BR	**
3/4	B075BR	**
1	B100BR	**
1-1/4	B125BR	**
1-1/2	B150BR	**
2	B200BR	**
2-1/2	B250BR	**
3	B300BR	**
4	B400BR	**
5	B500BR	**
6	B600BR	**

**PART C**
**Stainless Steel**

npt size	part number	list each
1/2	C050SS	**
3/4	C075SS	**
1	C100SS	**
1-1/4	C125SS	**
1-1/2	C150SS	**
2	C200SS	**
2-1/2	C250SS	**
3	C300SS	**
4	C400SS	**
5	C500SS	**
6	C600SS	**

**Aluminum**

npt size	part number	list each
1/2	C050AL	**
3/4	C075AL	**
1	C100AL	**
1-1/4	C125AL	**
1-1/2	C150AL	**
2	C200AL	**
2-1/2	C250AL	**
3	C300AL	**
4	C400AL	**
5	C500AL	**
6	C600AL	**

**Brass**

npt size	part number	list each
1/2	C050BR	**
3/4	C075BR	**
1	C100BR	**
1-1/4	C125BR	**
1-1/2	C150BR	**
2	C200BR	**
2-1/2	C250BR	**
3	C300BR	**
4	C400BR	**
5	C500BR	**
6	C600BR	**

**PART D**
**Stainless Steel**

npt size	part number	list each
1/2	D050SS	**
3/4	D075SS	**
1	D100SS	**
1-1/4	D125SS	**
1-1/2	D150SS	**
2	D200SS	**
2-1/2	D250SS	**
3	D300SS	**
4	D400SS	**
5	D500SS	**
6	D600SS	**

**Aluminum**

npt size	part number	list each
1/2	D050AL	**
3/4	D075AL	**
1	D100AL	**
1-1/4	D125AL	**
1-1/2	D150AL	**
2	D200AL	**
2-1/2	D250AL	**
3	D300AL	**
4	D400AL	**
5	D500AL	**
6	D600AL	**

**PART D** (continued from previous page)

<b>Brass</b>		
npt size	part number	list each
1/2	D050BR	**
3/4	D075BR	**
1	D100BR	**
1-1/4	D125BR	**
1-1/2	D150BR	**
2	D200BR	**
2-1/2	D250BR	**
3	D300BR	**
4	D400BR	**
5	D500BR	**
6	D600BR	**

**PART E**

**PART E**

<b>Stainless Steel</b>		
npt size	part number	list each
1/2	E050SS	**
3/4	E075SS	**
1	E100SS	**
1-1/4	E125SS	**
1-1/2	E150SS	**
2	E200SS	**
2-1/2	E250SS	**
3	E300SS	**
4	E400SS	**
5	E500SS	**
6	E600SS	**

<b>Aluminum</b>		
npt size	part number	list each
1/2	E050AL	**
3/4	E075AL	**
1	E100AL	**
1-1/4	E125AL	**
1-1/2	E150AL	**
2	E200AL	**
2-1/2	E250AL	**
3	E300AL	**
4	E400AL	**
5	E500AL	**
6	E600AL	**

<b>Brass</b>		
npt size	part number	list each
1/2	E050BR	**
3/4	E075BR	**
1	E100BR	**
1-1/4	E125BR	**
1-1/2	E150BR	**
2	E200BR	**
2-1/2	E250BR	**
3	E300BR	**
4	E400BR	**
5	E500BR	**
6	E600BR	**

<b>Stainless Steel</b>		
npt size	part number	list each
1/2	F050SS	**
3/4	F075SS	**
1	F100SS	**
1-1/4	F125SS	**
1-1/2	F150SS	**
2	F200SS	**
2-1/2	F250SS	**
3	F300SS	**
4	F400SS	**
5	F500SS	**
6	F600SS	**

<b>Aluminum</b>		
npt size	part number	list each
1/2	F050AL	**
3/4	F075AL	**
1	F100AL	**
1-1/4	F125AL	**
1-1/2	F150AL	**
2	F200AL	**
2-1/2	F250AL	**
3	F300AL	**
4	F400AL	**
5	F500AL	**
6	F600AL	**

<b>Brass</b>		
npt size	part number	list each
1/2	F050BR	**
3/4	F075BR	**
1	F100BR	**
1-1/4	F125BR	**
1-1/2	F150BR	**
2	F200BR	**
2-1/2	F250BR	**
3	F300BR	**
4	F400BR	**
5	F500BR	**
6	F600BR	**

**PART DC**

<b>Stainless Steel</b>		
npt size	part number	list each
1/2	DC050SS	**
3/4	DC075SS	**
1	DC100SS	**
1-1/4	DC125SS	**
1-1/2	DC150SS	**
2	DC200SS	**
2-1/2	DC250SS	**
3	DC300SS	**
4	DC400SS	**
5	DC500SS	**
6	DC600SS	**

<b>Aluminum</b>		
npt size	part number	list each
1/2	DC050AL	**
3/4	DC075AL	**
1	DC100AL	**
1-1/4	DC125AL	**
1-1/2	DC150AL	**
2	DC200AL	**
2-1/2	DC250AL	**
3	DC300AL	**
4	DC400AL	**
5	DC500AL	**
6	DC600AL	**

<b>Brass</b>		
npt size	part number	list each
1/2	DC050BR	**
3/4	DC075BR	**
1	DC100BR	**
1-1/4	DC125BR	**
1-1/2	DC150BR	**
2	DC200BR	**
2-1/2	DC250BR	**
3	DC300BR	**
4	DC400BR	**
5	DC500BR	**
6	DC600BR	**

**PART DP**

<b>Stainless Steel</b>		
npt size	part number	list each
1/2	DP050SS	**
3/4	DP075SS	**
1	DP100SS	**
1-1/4	DP125SS	**
1-1/2	DP150SS	**
2	DP200SS	**
2-1/2	DP250SS	**
3	DP300SS	**
4	DP400SS	**
5	DP500SS	**
6	DP600SS	**

<b>Aluminum</b>		
npt size	part number	list each
1/2	DP050AL	**
3/4	DP075AL	**
1	DP100AL	**
1-1/4	DP125AL	**
1-1/2	DP150AL	**
2	DP200AL	**
2-1/2	DP250AL	**
3	DP300AL	**
4	DP400AL	**
5	DP500AL	**
6	DP600AL	**

*continued on next page*

## PART DP (continued from previous page)

**Brass**

npt size	part number	list each
1/2	DP050BR	**
3/4	DP075BR	**
1	DP100BR	**
1-1/4	DP125BR	**
1-1/2	DP150BR	**
2	DP200BR	**
2-1/2	DP250BR	**
3	DP300BR	**
4	DP400BR	**
5	DP500BR	**
6	DP600BR	**

**JUMP SIZE B****Aluminum**

npt size	part number	list each
3 x 4	B3040AL	**
4 x 3	B4030AL	**

**JUMP SIZE C****Stainless Steel**

npt size	part number	list each
3 x 2-1/2	C3025SS	**

**Aluminum**

3 x 4	C3040AL	**
-------	---------	----

**JUMP SIZE E****Stainless Steel**

npt size	part number	list each
3 x 2-1/2	E3025SS	**

**JUMP SIZE COUPLER  
X ADAPTER****Stainless Steel**

npt size	part number	list each
2 x 1-1/2	DA2015SS	**
3 x 2	DA3020SS	**
4 x 3	DA4030SS	**
6 x 4	DA6040SS	**

**Aluminum**

npt size	part number	list each
2 x 3	DA2030AL	**
3 x 2	DA3020AL	**
3 x 4	DA3040AL	**
4 x 3	DA4030AL	**
6 x 4	DA6040AL	**

**DOUBLE D****Aluminum**


npt size	part number	list each
2	DD200AL	**
3	DD300AL	**
4	DD400AL	**

**SPOOL ADAPTER****Aluminum**

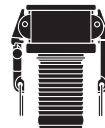
npt size	part number	list each
1	AA100SS	**
1-1/2	AA150SS	**
2	AA200SS	**
3	AA300SS	**
4	AA400SS	**




**PART C**  
 (with ferrule interlock)

	316 Stainless		list each
hose size	part number		
1	C-316-100C	**	
1-1/2	C-316-150C	**	
2	C-316-200C	**	
2-1/2	C-316-250C	**	
3	C-316-300C	**	
4	C-316-400C	**	
<b>Aluminum</b>			
1-1/2	C-AL-150C	**	
2	C-AL-200C	**	
2-1/2	C-AL-250C	**	
3	C-AL-300C	**	
4	C-AL-400C	**	
6	C-AL-600C	**	
<b>Brass</b>			
1	C-BR-100C	**	
1-1/2	C-BR-150C	**	
3	C-BR-300C	**	
4	C-BR-400C	**	
<b>Brass - Forged Machined Shank</b>			
2	C-BR-200CM	**	
<b>Steel (investment cast)</b>			
1	C-S-100C	**	
1-1/2	C-S-150C	**	
2	C-S-200C	**	
3	C-S-300C	**	
4	C-S-400C	**	


**PART C - LOCKING HANDLES**  
 (with ferrule interlock)

	316 Stainless		list each
hose size	part number		
1	CL-316-100C	**	
1-1/2	CL-316-150C	**	
2	CL-316-200C	**	
3	CL-316-300C	**	
4	CL-316-400C	**	
<b>Aluminum</b>			
1-1/2	CL-AL-150C	**	
2	CL-AL-200C	**	
3	CL-AL-300C	**	
4	CL-AL-400C	**	


**PART E**  
 (with ferrule interlock)

	316 Stainless		list each
hose size	part number		
1	E-316-100C	**	
1-1/2	E-316-150C	**	
2	E-316-200C	**	
2-1/2	E-316-250C	**	
3	E-316-300C	**	
4	E-316-400C	**	
<b>Aluminum</b>			
1-1/2	E-AL-150C	**	
2	E-AL-200C	**	
2-1/2	E-AL-250C	**	
3	E-AL-300C	**	
4	E-AL-400C	**	
6	E-AL-600C	**	
<b>Brass</b>			
1	E-BR-100C	**	
1-1/2	E-BR-150C	**	
2	E-BR-200C	**	
3	E-BR-300C	**	
4	E-BR-400C	**	
<b>Steel (investment cast)</b>			
1	E-S-100C	**	
1-1/2	E-S-150C	**	
2	E-S-200C	**	
3	E-S-300C	**	
4	E-S-400C	**	

**CONE STRAINERS**  
 (for use with Part C's)


	Stainless		list each
hose size	part number		
2	CGSS-8	**	
3	CGSS-12	**	
4	CGSS-16	**	
6	CGSS-24	**	
8	CGSS-32	**	

**CAM & GROOVE SIGHT GLASS**

	Polycarbonate		list each
size	part number		
2	SGPC-200	**	
3	SGPC-300	**	
4	SGPC-400	**	

**STANDARD COBRA CAM & GROOVE COUPLINGS**

**PART A**

	316 Stainless		list each
npt size	part number		
3/4	A-316-75	**	
1	A-316-100	**	
1-1/4	A-316-125	**	
1-1/2	A-316-150	**	
2	A-316-200	**	
2-1/2	A-316-250	**	
3	A-316-300	**	
4	A-316-400	**	
5	A-316-500	**	
6	A-316-600	**	
<b>304 Stainless</b>			
3/4	A-SS-75	**	
1	A-SS-100	**	
1-1/4	A-SS-125	**	
1-1/2	A-SS-150	**	
2	A-SS-200	**	
2-1/2	A-SS-250	**	
3	A-SS-300	**	
4	A-SS-400	**	
5	A-SS-500	**	
6	A-SS-600	**	
8	A-SS-800	**	
<b>Aluminum</b>			
3/4	A-AL-75	**	
1	A-AL-100	**	
1-1/4	A-AL-125	**	
1-1/2	A-AL-150	**	
2	A-AL-200	**	
2-1/2	A-AL-250	**	
3	A-AL-300	**	
4	A-AL-400	**	
5	A-AL-500	**	
6	A-AL-600	**	
8	A-AL-800	**	
<b>Brass</b>			
3/4	A-BR-75	**	
1	A-BR-100	**	
1-1/4	A-BR-125	**	
1-1/2	A-BR-150	**	
2	A-BR-200	**	

**PART A** (continued from previous page)

npt size	part number	list each
2-1/2	A-BR-250	**
3	A-BR-300	**
4	A-BR-400	**
5	A-BR-500	**
6	A-BR-600	**

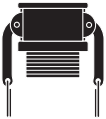
**Ductile Iron**

1-1/2	A-DI-150	**
2	A-DI-200	**
3	A-DI-300	**
4	A-DI-400	**
5	A-DI-500	**

**Poly-Glass**

3/4	A-PP-75	**
1	A-PP-100	**
1-1/4	A-PP-125	**
1-1/2	A-PP-150	**
2	A-PP-200	**
3	A-PP-300	**
4	A-PP-400	**

**PART B**



**316 Stainless**

npt size	part number	list each
3/4	B-316-75	**
1	B-316-100	**
1-1/4	B-316-125	**
1-1/2	B-316-150	**
2	B-316-200	**
2-1/2	B-316-250	**
3	B-316-300	**
4	B-316-400	**
5	B-316-500	**
6	B-316-600	**

**304 Stainless**

3/4	B-SS-75	**
1	B-SS-100	**
1-1/4	B-SS-125	**
1-1/2	B-SS-150	**
2	B-SS-200	**
2-1/2	B-SS-250	**
3	B-SS-300	**
4	B-SS-400	**
5	B-SS-500	**
6	B-SS-600	**

**Aluminum**

3/4	B-AL-75	**
1	B-AL-100	**
1-1/4	B-AL-125	**
1-1/2	B-AL-150	**
2	B-AL-200	**
2-1/2	B-AL-250	**
3	B-AL-300	**
4	B-AL-400	**
5	B-AL-500	**
6	B-AL-600	**
8	B-AL-800	**

**Aluminum (with stainless handles)**

npt size	part number	list each
3/4	B-ALS-75	**
1	B-ALS-100	**
1-1/4	B-ALS-125	**
1-1/2	B-ALS-150	**
2	B-ALS-200	**
2-1/2	B-ALS-250	**
3	B-ALS-300	**
4	B-ALS-400	**
6	B-ALS-600	**

**Brass**

3/4	B-BR-75	**
1	B-BR-100	**
1-1/4	B-BR-125	**
1-1/2	B-BR-150	**
2	B-BR-200	**
2-1/2	B-BR-250	**
3	B-BR-300	**
4	B-BR-400	**
5	B-BR-500	**
6	B-BR-600	**

**Ductile Iron**

1-1/2	B-DI-150	**
2	B-DI-200	**
3	B-DI-300	**
4	B-DI-400	**
5	B-DI-500	**

**Poly-Glass**

3/4	B-PP-75	**
1	B-PP-100	**
1-1/4	B-PP-125	**
1-1/2	B-PP-150	**
2	B-PP-200	**
3	B-PP-300	**
4	B-PP-400	**

**304 Stainless**

npt size	part number	list each
3/4	C-SS-75	**
1	C-SS-100	**
1-1/4	C-SS-125	**
1-1/2	C-SS-150	**
2	C-SS-200	**
2-1/2	C-SS-250	**
3	C-SS-300	**
4	C-SS-400	**
5	C-SS-500	**
6	C-SS-600	**
8	C-SS-800	**

**Aluminum**

3/4	C-AL-75	**
1	C-AL-100	**
1-1/4	C-AL-125	**
1-1/2	C-AL-150	**
2	C-AL-200	**
2-1/2	C-AL-250	**
3	C-AL-300	**
4	C-AL-400	**
5	C-AL-500	**
6	C-AL-600	**
8	C-AL-800	**

**Aluminum (with stainless handles)**

3/4	C-ALS-75	**
1	C-ALS-100	**
1-1/4	C-ALS-125	**
1-1/2	C-ALS-150	**
2	C-ALS-200	**
2-1/2	C-ALS-250	**
3	C-ALS-300	**
4	C-ALS-400	**
6	C-ALS-600	**

**Brass**

3/4	C-BR-75	**
1	C-BR-100	**
1-1/4	C-BR-125	**
1-1/2	C-BR-150	**
2	C-BR-200	**
2-1/2	C-BR-250	**
3	C-BR-300	**
4	C-BR-400	**
5	C-BR-500	**
6	C-BR-600	**

**Ductile Iron**

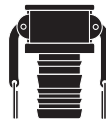
1-1/2	C-DI-150	**
2	C-DI-200	**
3	C-DI-300	**
4	C-DI-400	**
5	C-DI-500	**

**Poly-Glass**

3/4	C-PP-75	**
1	C-PP-100	**
1-1/4	C-PP-125	**
1-1/2	C-PP-150	**
2	C-PP-200	**
3	C-PP-300	**
4	C-PP-400	**

**PART C**

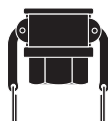
**(for use with sleeves or bands)**



**316 Stainless**

hose size	part number	list each
3/4	C-316-75	**
1	C-316-100	**
1-1/4	C-316-125	**
1-1/2	C-316-150	**
2	C-316-200	**
2-1/2	C-316-250	**
3	C-316-300	**
4	C-316-400	**
5	C-316-500	**
6	C-316-600	**

**PART D**



**316 Stainless**

npt size	part number	list each
3/4	D-316-75	**
1	D-316-100	**
1-1/4	D-316-125	**
1-1/2	D-316-150	**
2	D-316-200	**
2-1/2	D-316-250	**
3	D-316-300	**
4	D-316-400	**
5	D-316-500	**
6	D-316-600	**

**304 Stainless**

3/4	D-SS-75	**
1	D-SS-100	**
1-1/4	D-SS-125	**
1-1/2	D-SS-150	**
2	D-SS-200	**
2-1/2	D-SS-250	**
3	D-SS-300	**
4	D-SS-400	**
5	D-SS-500	**
6	D-SS-600	**

**Aluminum**

3/4	D-AL-75	**
1	D-AL-100	**
1-1/4	D-AL-125	**
1-1/2	D-AL-150	**
2	D-AL-200	**
2-1/2	D-AL-250	**
3	D-AL-300	**
4	D-AL-400	**
5	D-AL-500	**
6	D-AL-600	**
8	D-AL-800	**

**Aluminum**

(with stainless handles)

3/4	D-ALS-75	**
1	D-ALS-100	**
1-1/4	D-ALS-125	**
1-1/2	D-ALS-150	**
2	D-ALS-200	**
2-1/2	D-ALS-250	**
3	D-ALS-300	**
4	D-ALS-400	**
6	D-ALS-600	**

**Brass**

3/4	D-BR-75	**
1	D-BR-100	**
1-1/4	D-BR-125	**
1-1/2	D-BR-150	**
2	D-BR-200	**
2-1/2	D-BR-250	**
3	D-BR-300	**
4	D-BR-400	**
5	D-BR-500	**
6	D-BR-600	**

**Ductile Iron**

npt size	part number	list each
1-1/2	D-DI-150	**
2	D-DI-200	**
3	D-DI-300	**
4	D-DI-400	**
5	D-DI-500	**

**Poly-Glass**

3/4	D-PP-75	**
1	D-PP-100	**
1-1/4	D-PP-125	**
1-1/2	D-PP-150	**
2	D-PP-200	**
3	D-PP-300	**
4	D-PP-400	**

**PART E**

(for use with sleeves or bands)



**316 Stainless**

hose size	part number	list each
3/4	E-316-75	**
1	E-316-100	**
1-1/4	E-316-125	**
1-1/2	E-316-150	**
2	E-316-200	**
2-1/2	E-316-250	**
3	E-316-300	**
4	E-316-400	**
5	E-316-500	**
6	E-316-600	**

**304 Stainless**

3/4	E-SS-75	**
1	E-SS-100	**
1-1/4	E-SS-125	**
1-1/2	E-SS-150	**
2	E-SS-200	**
2-1/2	E-SS-250	**
3	E-SS-300	**
4	E-SS-400	**
5	E-SS-500	**
6	E-SS-600	**

**Aluminum**

3/4	E-AL-75	**
1	E-AL-100	**
1-1/4	E-AL-125	**
1-1/2	E-AL-150	**
2	E-AL-200	**
2-1/2	E-AL-250	**
3	E-AL-300	**
4	E-AL-400	**
5	E-AL-500	**
6	E-AL-600	**
8	E-AL-800	**

**Brass**

npt size	part number	list each
3/4	E-BR-75	**
1	E-BR-100	**
1-1/4	E-BR-125	**
1-1/2	E-BR-150	**
2	E-BR-200	**
2-1/2	E-BR-250	**
3	E-BR-300	**
4	E-BR-400	**
5	E-BR-500	**
6	E-BR-600	**

**Ductile Iron**

1-1/2	E-DI-150	**
2	E-DI-200	**
3	E-DI-300	**
4	E-DI-400	**
5	E-DI-500	**

**Poly-Glass**

3/4	E-PP-75	**
1	E-PP-100	**
1-1/4	E-PP-125	**
1-1/2	E-PP-150	**
2	E-PP-200	**
3	E-PP-300	**
4	E-PP-400	**

**PART F**



**316 Stainless**

npt size	part number	list each
3/4	F-316-75	**
1	F-316-100	**
1-1/4	F-316-125	**
1-1/2	F-316-150	**
2	F-316-200	**
2-1/2	F-316-250	**
3	F-316-300	**
4	F-316-400	**
5	F-316-500	**
6	F-316-600	**

**304 Stainless**

3/4	F-SS-75	**
1	F-SS-100	**
1-1/4	F-SS-125	**
1-1/2	F-SS-150	**
2	F-SS-200	**
2-1/2	F-SS-250	**
3	F-SS-300	**
4	F-SS-400	**
5	F-SS-500	**
6	F-SS-600	**

*continued on next page*

## PART F (continued from previous page)

**Aluminum**

npt size	part number	list each
3/4	F-AL-75	**
1	F-AL-100	**
1-1/4	F-AL-125	**
1-1/2	F-AL-150	**
2	F-AL-200	**
2-1/2	F-AL-250	**
3	F-AL-300	**
4	F-AL-400	**
5	F-AL-500	**
6	F-AL-600	**
8	F-AL-800	**

**Brass**

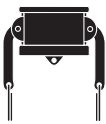
3/4	F-BR-75	**
1	F-BR-100	**
1-1/4	F-BR-125	**
1-1/2	F-BR-150	**
2	F-BR-200	**
2-1/2	F-BR-250	**
3	F-BR-300	**
4	F-BR-400	**
5	F-BR-500	**
6	F-BR-600	**

**Ductile Iron**

1-1/2	F-DI-150	**
2	F-DI-200	**
3	F-DI-300	**
4	F-DI-400	**
5	F-DI-500	**

**Poly-Glass**

3/4	F-PP-75	**
1	F-PP-100	**
1-1/4	F-PP-125	**
1-1/2	F-PP-150	**
2	F-PP-200	**
3	F-PP-300	**
4	F-PP-400	**

**PART DC****316 Stainless**

size	part number	list each
3/4	DC-316-75	**
1	DC-316-100	**
1-1/4	DC-316-125	**
1-1/2	DC-316-150	**
2	DC-316-200	**
2-1/2	DC-316-250	**
3	DC-316-300	**
4	DC-316-400	**
5	DC-316-500	**
6	DC-316-600	**

**304 Stainless**

size	part number	list each
3/4	DC-SS-75	**
1	DC-SS-100	**
1-1/4	DC-SS-125	**
1-1/2	DC-SS-150	**
2	DC-SS-200	**
2-1/2	DC-SS-250	**
3	DC-SS-300	**
4	DC-SS-400	**
5	DC-SS-500	**
6	DC-SS-600	**

**Aluminum**

3/4	DC-AL-75	**
1	DC-AL-100	**
1-1/4	DC-AL-125	**
1-1/2	DC-AL-150	**
2	DC-AL-200	**
2-1/2	DC-AL-250	**
3	DC-AL-300	**
4	DC-AL-400	**
5	DC-AL-500	**
6	DC-AL-600	**
8	DC-AL-800	**

**Aluminum (with stainless handles)**

3/4	DC-ALS-75	**
1	DC-ALS-100	**
1-1/4	DC-ALS-125	**
1-1/2	DC-ALS-150	**
2	DC-ALS-200	**
2-1/2	DC-ALS-250	**
3	DC-ALS-300	**
4	DC-ALS-400	**
6	DC-ALS-600	**

**Brass**

3/4	DC-BR-75	**
1	DC-BR-100	**
1-1/4	DC-BR-125	**
1-1/2	DC-BR-150	**
2	DC-BR-200	**
2-1/2	DC-BR-250	**
3	DC-BR-300	**
4	DC-BR-400	**
5	DC-BR-500	**
6	DC-BR-600	**

**Ductile Iron**

1-1/2	DC-DI-150	**
2	DC-DI-200	**
3	DC-DI-300	**
4	DC-DI-400	**
5	DC-DI-500	**

**Poly-Glass**

3/4	DC-PP-75	**
1	DC-PP-100	**
1-1/4	DC-PP-125	**
1-1/2	DC-PP-150	**
2	DC-PP-200	**
3	DC-PP-300	**
4	DC-PP-400	**

**PART DP****316 Stainless**

size	part number	list each
3/4	DP-316-75	**
1	DP-316-100	**
1-1/4	DP-316-125	**
1-1/2	DP-316-150	**
2	DP-316-200	**
2-1/2	DP-316-250	**
3	DP-316-300	**
4	DP-316-400	**
6	DP-316-600	**

**304 Stainless**

3/4	DP-SS-75	**
1	DP-SS-100	**
1-1/4	DP-SS-125	**
1-1/2	DP-SS-150	**
2	DP-SS-200	**
2-1/2	DP-SS-250	**
3	DP-SS-300	**
4	DP-SS-400	**
6	DP-SS-600	**

**Aluminum**

3/4	DP-AL-75	**
1	DP-AL-100	**
1-1/4	DP-AL-125	**
1-1/2	DP-AL-150	**
2	DP-AL-200	**
2-1/2	DP-AL-250	**
3	DP-AL-300	**
4	DP-AL-400	**
5	DP-AL-500	**
6	DP-AL-600	**

**Brass**

3/4	DP-BR-75	**
1	DP-BR-100	**
1-1/4	DP-BR-125	**
1-1/2	DP-BR-150	**
2	DP-BR-200	**
2-1/2	DP-BR-250	**
3	DP-BR-300	**
4	DP-BR-400	**
5	DP-BR-500	**
6	DP-BR-600	**

**Ductile Iron**

1-1/2	DP-DI-150	**
2	DP-DI-200	**
3	DP-DI-300	**
4	DP-DI-400	**
5	DP-DI-500	**

**Poly-Glass**

3/4	DP-PP-75	**
1	DP-PP-100	**
1-1/4	DP-PP-125	**
1-1/2	DP-PP-150	**
2	DP-PP-200	**
3	DP-PP-300	**
4	DP-PP-400	**

**TYPE A SWIVEL ADAPTER**



Aluminum		list each
npt size	part number	
3	ASV-AL-300	**
4	ASV-AL-400	**

**TYPE D SWIVEL COUPLING**



Aluminum		list each
npt size	part number	
3	DSV-AL-300	**
4	DSV-AL-400	**

**SPOOL ADAPTER**



316 Stainless		list each
adapter x adapter	part number	
1 X 1	AA-316-100	**
1-1/2 X 1-1/2	AA-316-150	**
1-1/2 X 2	AA-316-1520	**
2 X 2	AA-316-200	**
2 X 3	AA-316-2030	**
3 X 3	AA-316-300	**
3 X 4	AA-316-3040	**
4 X 4	AA-316-400	**

Aluminum		list each
1 X 1	AA-AL-100	**
1-1/2 X 1-1/2	AA-AL-150	**
2 X 2	AA-AL-200	**
2 X 2.5	AA-AL-2025	**
2 X 3	AA-AL-2030	**
2-1/2 X 2-1/2	AA-AL-250	**
3 X 3	AA-AL-300	**
3 X 4	AA-AL-3040	**
4 X 4	AA-AL-400	**
4 X 6	AA-AL-4060	**
6 X 6	AA-AL-600	**

Brass		list each
1-1/2 X 1-1/2	AA-BR-150	**
2 X 2	AA-BR-200	**
2-1/2 X 2-1/2	AA-BR-250	**
3 X 3	AA-BR-300	**
4 X 4	AA-BR-400	**

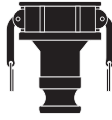
**DOUBLE D**



316 Stainless		list each
coupler size	part number	
1-1/2 X 1-1/2	DD-316-150	**
2 X 2	DD-316-200	**
3 X 3	DD-316-300	**
4 X 4	DD-316-400	**

Aluminum		list each
1-1/2 X 1-1/2	DD-AL-150	**
2 X 2	DD-AL-200	**
2 X 3	DD-AL-2030	**
3 X 3	DD-AL-300	**

**JUMP SIZE COUPLER X ADAPTER**



316 Stainless		list each
coupler x adapter	part number	
2 X 1-1/2	DA-316-2015	**
2 X 3	DA-316-2030	**
3 X 2	DA-316-3020	**
4 X 3	DA-316-4030	**
6 X 4	DA-316-6040	**

Aluminum		list each
1-1/2 X 1	DA-AL-1510	**
1-1/2 X 2	DA-AL-1520	**
2 X 1-1/2	DA-AL-2015	**
2 X 3	DA-AL-2030	**
2 X 4	DA-AL-2040	**
3 X 1-1/2	DA-AL-3015	**
3 X 2	DA-AL-3020	**
3 X 4	DA-AL-3040	**
4 X 2	DA-AL-4020	**
4 X 3	DA-AL-4030	**
4 X 6	DA-AL-4060	**
6 X 4	DA-AL-6040	**
6 X 5	DA-AL-6050	**


Brass		list each
2 X 3	DA-BR-2030	**
3 X 2	DA-BR-3020	**
4 X 2	DA-BR-4020	**
4 X 3	DA-BR-4030	**
6 X 4	DA-BR-6040	**

**JUMP SIZE A**



Aluminum		list each
adapter x female npt	part number	
2 X 3	A-AL-2030	**
3 X 2	A-AL-3020	**
3 X 4	A-AL-3040	**
4 X 3	A-AL-4030	**
4 X 6	A-AL-4060	**
6 X 4	A-AL-6040	**

**JUMP SIZE B**



Aluminum		list each
coupler x male npt	part number	
1-1/2 X 1	B-AL-1510	**
2 X 1-1/2	B-AL-2015	**
3 X 2	B-AL-3020	**
3 X 4	B-AL-3040	**
4 X 3	B-AL-4030	**

**JUMP SIZE C (for use with sleeves or bands)**



Aluminum		list each
coupler x hose	part number	
3 X 2	C-AL-3020	**
3 X 4	C-AL-3040	**
4 X 3	C-AL-4030	**

Stainless Steel		list each
coupler x hose	part number	
3 X 2-1/2	C-316-3025	**

**JUMP SIZE D**



Aluminum		list each
coupler x female npt	part number	
1-1/2 X 1	D-AL-1510	**
2 X 1-1/2	D-AL-2015	**
3 X 2	D-AL-3020	**
4 X 3	D-AL-4030	**

**JUMP SIZE E (for use with sleeves or bands)**



Aluminum		list each
adapter x hose	part number	
2 X 1-1/2	E-AL-2015	**
2 X 2-1/2	E-AL-2025	**
2 X 3	E-AL-2030	**
3 X 2	E-AL-3020	**
3 X 2-1/2	E-AL-3025	**
3 X 4	E-AL-3040	**
4 X 2	E-AL-4020	**
4 X 3	E-AL-4030	**

Stainless Steel		list each
coupler x hose	part number	
3 X 2-1/2	E-316-3025	**

**JUMP SIZE F**



Aluminum		list each
adapter x male npt	part number	
3 X 1-1/2	F-AL-3015	**
3 X 2	F-AL-3020	**
3 X 4	F-AL-3040	**

**LOCKING HANDLE KIT**

**Ring/Pin/Lock: Stainless**  
**Handle: Investment Cast**  
**Stainless**

size	part number	list each
1	LHRPSS-100	**
1-1/4	LHRPSS-200	**
1-1/2	LHRPSS-200	**
2	LHRPSS-200	**
3	LHRPSS-300	**
4	LHRPSS-300	**

**HANDLE, RING AND PIN**

**Ring/Pin: Stainless**  
**Handle: Investment Cast**  
**Stainless**

size	part number	list each
3/4	HRPSS-75	**
1	HRPSS-100	**
1-1/4	HRPSS-200	**
1-1/2	HRPSS-200	**
2	HRPSS-200	**
2-1/2	HRPSS-200	**
3	HRPSS-300	**
4	HRPSS-300	**
5	HRPSS-300	**
6	HRPSS-600	**
8	HRPSS-600	**

**Ring/Pin: Steel**  
**Handle: Forged Brass**

3/4	HRPB-75	**
1	HRPB-100	**
1-1/4	HRPB-200	**
1-1/2	HRPB-200	**
1	HRPB-200	**
2-1/2	HRPB-200	**
3	HRPB-300	**
4	HRPB-400	**
6	HRPB-600	**
8	HRPB-600	**

**CAMLOCK LOCKPINS**

**Plated Steel**

size	part number	list each
1/2 - 5	C&G-LOCKPIN 2	**
6 - 8	C&G-LOCKPIN 6	**

**GASKET**

**Buna-N**

size	part number	list each
1/2	BG-50	**
3/4	BG-75	**
1	BG-100	**
1-1/4	BG-125	**
1-1/2	BG-150	**
2	BG-200	**
2-1/2	BG-250	**
3	BG-300	**
4	BG-400	**
5	BG-500	**
6	BG-600	**
8	BG-800	**

**Viton®**

3/4	VG-75	**
1	VG-100	**

**FKM**

1/2	FKM-50	**
3/4	FKM-75	**
1	FKM-100	**
1-1/4	FKM-125	**
1-1/2	FKM-150	**
2	FKM-200	**
2-1/2	FKM-250	**
3	FKM-300	**
4	FKM-400	**

**Teflon® (Teflon®  
 Encapsulated Viton®)**

1	TG-100	**
1-1/2	TG-150	**
2	TG-200	**
2-1/2	TG-250	**
3	TG-300	**
4	TG-400	**

PHONE 800-367-3678  
FAX 800-367-3670  
SALES@CAMPBELLFITTINGS.COM  
WWW.CAMPBELLFITTINGS.COM


---

**GOODYEAR**  
RUBBER PRODUCTS, INC.

 **727-342-5088**

You can also email us at  
**GRP@goodyearrubberproducts.com**

# Campbell Fittings **D**





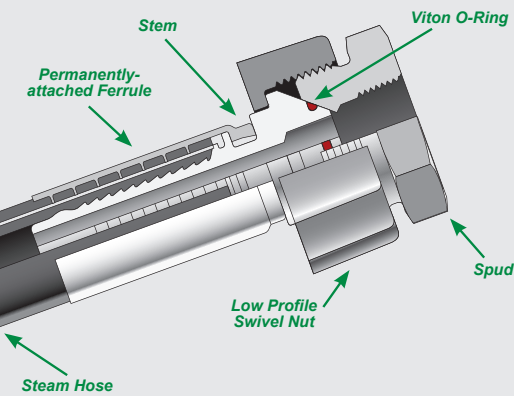

**GOODYEAR**  
RUBBER PRODUCTS, INC.

☎ 727-342-5088

You can also email us at  
[GRP@goodyearrubberproducts.com](mailto:GRP@goodyearrubberproducts.com)

## Couplings for High-Pressure Air and Steam Hose

Campbell Crimpnology™ offers hose assembly systems for your high-pressure steam and air applications.



### VITON® SEAL GROUND JOINT COUPLINGS, AIR HAMMER COUPLINGS, AND MALE STEMS

#### Features & Benefits

- Viton® Seal Couplings pass 1000 hour MIL-H-29210 steam test.
- Eliminates leaks with hand-tightened nut.
- DuPont Viton® seal on hose stem is formulated for high pressure steam and air applications.
- Interchangeable with old-style ground joint couplings.
- Machined from carbon steel, cast ductile iron (meets ASTM A395 specification), and 316 stainless steel. \*See picture on right.



### STAKED-ON FERRULE FOR STEAM HOSE

#### Features & Benefits

- Designed specifically for certain hose brands. Check with factory for information.
- Viton® Seal Couplings pass 1000 hour MIL-H-29210 steam test.
- Crimped steam assemblies eliminate the need for retightening bolts.
- Eliminates leaks and cuts costs caused by leaky clamps.
- Ferrule serrations bite to the wire achieving electrical continuity.
- Meets 250 PSI pressure rating for steam applications.

### SWIVEL INTERLOCKING MALE STEM

#### Features & Benefits

- Designed for use with steam.
- Available with staked-on ferrule for crimped steam applications.



### HEATWAVE GROUND JOINT COUPLING SYSTEM

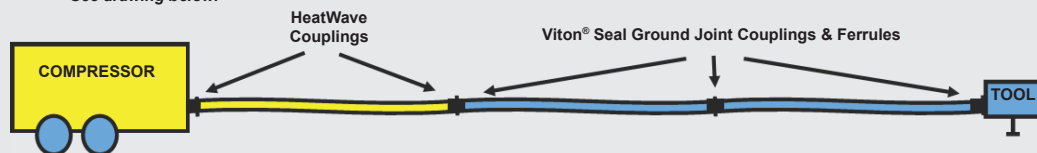
#### Features & Benefits

- Engineered to solve hose retention safety issues created by excessively high temperatures.
- One piece coupling/ferrule design.
- Machined ferrule utilizes a wave pattern, which gently displaces the hose evenly while pressing the tube into the coupling serrations.

#### Recommended Use

- Install one length of HeatWave Hose System at the compressor outlet to dissipate heat. Then attach standard crimped air hoses from the HeatWave System to the tools.

\*See drawing below.



### INTERLOCKING U-BOLT CLAMPS

#### Features & Benefits

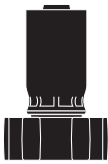
- 360° design wraps completely around hose for superior retention.
- Clamps fit hoses tightly without cracking, eliminating costly rework.
- Bolts on "up side" allow easier tightening/retightening and improve "dragability".
- Field repairable.

Hose System Components			MAX. SYSTEM WORKING PRESSURE (PSI @ 70°F) SEE NOTE 1									
			Hose Size									
Fitting/Coupling	Attachment	Hose Type	1/2	3/4	1	1-1/4	1-1/2	2	2-1/2	3	4	5
Viton® Ground Joint/Air Hammer/Male Stem	U-Bolt Clamp	Steam	1500	1250	1250	1250	1250	1250	800	500	500	300




**VITON® SEAL  
GROUND  
JOINT  
COUPLINGS**

**VITON® SEAL HOSE STEM  
(staked-on ferrule & low profile nut)**


	Steel		list each
	hose size	part number	
	1/2	RGJS-2**	**
	3/4	RGJS-3**	**
	1	RGJS-4**	**
	1-1/2	RGJS-6**	**
	2	RGJS-8**	**
	316 Stainless		
	1/2	RGJSS-2**	**
	3/4	RGJSS-3**	**
	1	RGJSS-4**	**

**INTERLOCKING MALE STEM  
(with staked-on ferrule)**


	Steel		list each
	hose size	part number	
	1/2	IMS-2**	**
	3/4	IMS-3**	**
	1	IMS-4**	**
	1-1/2	IMS-6**	**
	2	IMS-8**	**
	316 Stainless		
	3/4	IMSS-3**	**
	1	IMSS-4**	**

**DISTRIBUTOR AUTHORIZATION**  
Safety is of paramount concern to everyone. Due to the volatile nature of steam, and in accordance with our ISO 9001 quality system, we reserve the right to restrict sales of our Ground Joint Viton® Seal Couplings to only those distributors authorized by Campbell Fittings.  
Please contact our Customer Service department for more information.


**VITON® SEAL COMPLETE SET  
(staked-on ferrule, low profile nut, & spud)**

	Steel		list each
	hose size	part number	
	1/2	RGJF-2**	**
	3/4	RGJF-3**	**
	1	RGJF-4**	**
	1-1/2	RGJF-6**	**
	2	RGJF-8**	**
	316 Stainless		
	3/4	RGJSS-3**	**


**SWIVEL MALE STEM  
(with staked-on ferrule for use with steam)**

	Steel		list each
	hose size	part number	
	3/4	IMS-3**SW	**
	1	IMS-4**SW	**
	316 Stainless		
	3/4	IMSS-3**SW	**


**FEMALE SET  
(with low-profile nut)**

	Steel/Ductile Iron		list each
	hose size	part number	
	1/2	RGJF-2	**
	3/4	RGJF-3	**
	1	RGJF-4	**
	1-1/4	RGJF-5	**
	1-1/2	RGJF-6	**
	2	RGJF-8	**
	2-1/2	RGJF-10	**
	3	RGJF-12	**
	4	RGJF-16	**
	316 Stainless		
	1/2	RGJFSS-2	**
	3/4	RGJFSS-3	**
	1	RGJFSS-4	**


**VITON® SEAL HOSE STEM  
(staked-on ferrule & wing nut)**

	Steel		list each
	hose size	part number	
	1/2	GJS-2**	**
	3/4	GJS-3**	**
	1	GJS-4**	**
	1-1/2	GJS-6**	**
	2	GJS-8**	**


**HEATWAVE FEMALE SET  
(staked-on ferrule & wing nut)**

	Steel/Ductile Iron		list each
	hose size	part number	
	2	GJF-8 HW	**
	3	GJF-12 HW	**


**FEMALE SET  
(with wing nut)**

	Steel/Ductile Iron		list each
	hose size	part number	
	1/2	GJF-2	**
	3/4	GJF-3	**
	1	GJF-4	**
	1-1/4	GJF-5	**
	1-1/2	GJF-6	**
	2	GJF-8	**
	2-1/2	GJF-10	**
	3	GJF-12	**
	4	GJF-16	**

**VITON® SEAL COMPLETE SET  
(staked-on ferrule, low profile nut, & wing nut)**

	Steel		list each
	hose size	part number	
	1/2	GJF-2**	**
	3/4	GJF-3**	**
	1	GJF-4**	**
	1-1/2	GJF-6**	**
	2	GJF-8**	**

**HEATWAVE MALE STEM  
(with staked-on ferrule)**

	Steel/Ductile Iron		list each
	hose size	part number	
	2	IMS-8 HW	**
	3	IMS-12 HW	**

\*\*Contact Customer Service for part numbers, prices, and availability

Viton® should never be used with ammonia. Please contact our Engineering department for information on all our different gasket materials.

**INTERLOCKING MALE STEM**



Steel			
npt x hose	part number	list each	
1/2	IMS-2	**	
1/2 X 3/4	IMS-2X3	**	
3/4 X 1/2	IMS-3X2	**	
3/4	IMS-3	**	
3/4 X 1	IMS-3X4	**	
1 X 3/4	IMS-4X3	**	
1	IMS-4	**	

**Machined Ductile Iron**

1-1/4	IMS-5	**
1-1/2	IMS-6	**
2	IMS-8	**
2-1/2	IMS-10	**
3	IMS-12	**
4	IMS-16	**

**316 Stainless**

1/2	IMSS-2	**
3/4	IMSS-3	**
1	IMSS-4	**

**SWIVEL MALE STEM  
(for use with steam)**



Plated Steel			
hose size	part number	list each	
3/4	IMS-3SW	**	

**VITON® SEAL HOSE STEM**



Steel			
hose size	part number	list each	
1/2	GJS-2	**	
3/4	GJS-3	**	
1	GJS-4	**	

**Machined Ductile Iron**

1-1/4	GJS-5	**
1-1/2	GJS-6	**
2	GJS-8	**
2-1/2	GJS-10	**
3	GJS-12	**
4	GJS-16	**

**316 Stainless**

1/2	GJSS-2	**
3/4	GJSS-3	**
1	GJSS-4	**

**VITON® SEAL MALE END  
(Viton® Seal x male npt)**



Plated Steel			
npt size	part number	list each	
3/4	GJMS-3	**	
1	GJMS-4	**	
1-1/2	GJMS-6	**	
2	GJMS-8	**	
<b>316 Stainless</b>			
3/4	GJMSS-3	**	
1	GJMSS-4	**	

**VITON® SEAL FEMALE END  
(Viton® Seal x female npt)**



Plated Steel			
npt size	part number	list each	
3/4	GJFS-3	**	
3	GJFS-12	**	
4	GJFS-16	**	

**FEMALE SPUD**



Steel			
npt size	part number	list each	
1/2	GFS-2	**	
3/4	GFS-3	**	
1	GFS-4	**	

**Machined Ductile Iron**

1-1/4	GFS-5	**
1-1/2	GFS-6	**
2	GFS-8	**
2 X 3/4	GFS-8X3	**
2-1/2	GFS-10	**
3	GFS-12	**
4	GFS-16	**

**316 Stainless**

1/2	GFSS-2	**
3/4	GFSS-3	**
1	GFSS-4	**

**MALE SPUD**



Steel			
npt size	part number	list each	
1/2	GMS-2	**	
3/4	GMS-3	**	
1	GMS-4	**	

**Machined Ductile Iron**

1-1/4	GMS-5	**
1-1/2	GMS-6	**
2	GMS-8	**
2-1/2	GMS-10	**
3	GMS-12	**

**DOUBLE SPUD**



Steel			
size	part number	list each	
1/2	GDS-2	**	
3/4	GDS-3	**	
1	GDS-3	**	

**Machined Ductile Iron**

1-1/4	GDS-5	**
1-1/2	GDS-5	**
2	GDS-8	**
2-1/2	GDS-10	**
3	GDS-12	**

**SOCKET WELD SPUD**



**316 Stainless**

size	part number	list each
3/4	GWSS-3	**
1	GWSS-4	**

**LOW PROFILE NUT**



**Machined Ductile Iron**

size	part number	list each
1/2	RGN-2	**
3/4	RGN-3	**
1	RGN-3	**
1-1/4	RGN-5	**
1-1/2	RGN-5	**
2	RGN-8	**
2-1/2	RGN-10	**
3	RGN-12	**
4	RGN-16	**

**316 Stainless**

1/2	RGNSS-2	**
3/4	RGNSS-3	**
1	RGNSS-3	**

All steel and machined ductile iron parts are zinc plated. DuPont Viton® is the best O-Ring material for couplings used in both Air and Steam applications. For special applications, O-Rings of other materials are available upon request.

**WING NUT**



Machined Ductile Iron		
size	part number	list each
1/2	GN-2	**
3/4	GN-3	**
1	GN-3	**
1-1/4	GN-5	**
1-1/2	GN-5	**
2	GN-8	**
2-1/2	GN-10	**
3	GN-12	**
4	GN-16	**

**DEAD-END**



Ductile Iron		
size	part number	list each
3/4	GDC-3	**
1	GDC-3	**

**VITON® O-RING**



Steel		
size	part number	list each
1/2	VO-2	**
3/4	VO-3	**
1	VO-3	**
1-1/4	VO-5	**
1-1/2	VO-5	**
2	VO-8	**
2-1/2	VO-10	**
3	VO-12	**
4	VO-16	**



**HEAVY DUTY VITON® SEAL AIR HAMMER COUPLINGS**

**VITON® SEAL FEMALE SET (with low profile nut)**



Steel/Ductile Iron		
hose size	part number	list each
3/4	RHJF-3	**
1	RHJF-4	**

**VITON® SEAL FEMALE SET (with wing nut)**



Steel/Ductile Iron		
hose size	part number	list each
3/4	HJF-3	**
1	HJF-4	**

**VITON® SEAL HOSE STEM**



Steel		
hose size	part number	list each
3/4	HJS-3	**
1	HJS-4	**

**VITON® SEAL FEMALE END (Viton® Seal x female npt)**



Steel		
size	part number	list each
3/4	HJFS-3	**

**LOW PROFILE SWIVEL NUT**



Ductile Iron		
size	part number	list each
3/4	RHN-3	**
1	RHN-3	**

**WING NUT**



Ductile Iron		
size	part number	list each
3/4	HN-3	**
1	HN-3	**

**DOUBLE SPUD**



Steel		
size	part number	list each
3/4	HDS-3	**
1	HDS-3	**

**FEMALE SPUD**

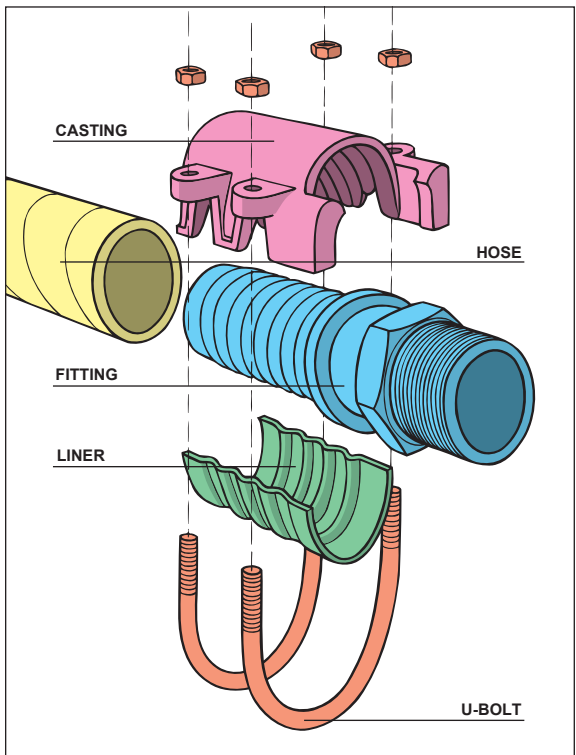



Steel		
npt size	part number	list each
3/4	HFS-3	**
1	HFS-4	**

**MALE SPUD**




Steel		
npt size	part number	list each
3/4	HMS-3	**
1	HMS-4	**




*This 2" 1000 psi rated hose exploded in a test at 5200 psi. The hose exceeded its minimum 4X safety factor. The fitting and clamp exceeded the capacity of the hose.*


**SINGLE U-BOLT**

	hose o.d. min	hose o.d. max	hose size	part number	list each
	13/16	1-1/32	1/2	IC-2	**
	1-1/16	1-1/4	3/4	IC-3S	**
	1-3/32	1-3/8	3/4	IC-3	**

**DOUBLE U-BOLT**


	hose o.d. min	hose o.d. max	hose size	part number	list each
	1-5/16	1-1/2	1	IC-4	**
	1-1/2	1-11/16	1	IC-4L	**
	1-9/16	2	1-1/4	IC-5	**
	1-15/16	2-3/16	1-1/2	IC-6	**
	2-3/16	2-3/8	1-1/2	IC-6L	**
	2-11/32	2-11/16	2	IC-8	**
	2-11/16	2-15/16	2	IC-8L	**
	3	3-9/32	2-1/2	IC-10	**
	3-9/32	3-9/16	2-1/2	IC-10L	**

**TRIPLE U-BOLT**

	hose o.d. min	hose o.d. max	hose size	part number	list each
	3-5/16	3-3/4	3	IC-12S	**
	3-11/16	4-1/8	3	IC-12	**
	4-1/16	4-1/2	3	IC-12L	**
	4-5/16	4-3/4	4	IC-16S	**
	4-11/16	5-1/8	4	IC-16	**
	5-1/16	5-1/2	4	IC-16L	**
	7-11/16	8-1/4	6	IC-24L	**

For your convenience, U-Bolts are available in bulk packages, upon request. Bulk package price is the same as listed above. (IC-2 through IC-4L are packed 25 per carton. IC-5 through IC-8L are packed 10 per carton.)

**WHIP CHEK™ SAFETY CABLE**

	hose size	part number	list each
	1/2	WC-1	**
	3/4	WC-1	**
	1	WC-1	**
	1-1/4	WC-2	**
	1-1/2	WC-2	**
	2	WC-2	**
	3	WC-2	**
	4	WC-4	**



# Couplings & Safety Couplings for Air and Water Hose

Campbell Crimpnology™ offers hose assembly systems for all your air applications.



**Nitrogen Kills!**

**Nitrogen-only Single-Lock and Double-Lock Couplings.**

Specify the **patented** yellow ring!

Simply the best and safest way to avoid deadly nitrogen accidents in plants.



Patented Nitrogen Ring

## CAMPBELL SINGLE-LOCK (Bowes-style) DOUBLE-LOCK (Thor-style) COUPLINGS

### Features and Benefits

- High strength Zamak alloy sleeves never rust, never seize or gall.
- Crimpnology hose ends provide the ultimate in hose retention.
- Interchangeable with other Bowes and Thor style couplings.


## CAMPBELL SINGLE-LOCK (Nitrogen) DOUBLE-LOCK (Nitrogen) COUPLINGS

### Features and Benefits

- High strength Zamak alloy sleeves never rust, never seize or gall.
- Crimpnology hose ends provide the ultimate in hose retention..
- Interchangeable with other Bowes and Thor style couplings.

## SAFETY AND SAVINGS!

UniversaLock™, Single-Lock and Double-Lock couplings meet OSHA regulation 29CFR1915.131 and MSHA 30 CFR65.13021 requirements for Air Hose Couplings. The fine for an unpinned/unlocked air hose coupling can be \$800 or more per infraction. Save your customer money and headaches, by using Campbell's Safety Air Hose Couplings.



## UNIVERSAL COUPLINGS AND UNIVERSALOCK™ COUPLINGS

### Features and Benefits

- Mates with domestic and imported Universal Couplings.
- UniversaLock's automatically lock onto mating coupling.
- Crimpnology hose end for superior retention and sealing.
- Cast ductile iron meets ASTM A536 specification.
- Washers manufactured from nitrile for superior oil resistance.

### Investment Cast Universal Hose Ends

- Investment casting provides a crisp, high quality, hose-end surface-finish, without costly machining.
- Crimpnology hose ends for superior retention and sealing.

Investment Cast Universal Hose Ends:



Short, Crimp

Standard Shank

MAX. SYSTEM WORKING PRESSURE (PSI @ 70°F) SEE NOTE 1					
Hose System Components			Hose Size		
Fitting/Coupling	Attachment	Hose Type	1/2	3/4	1
UniversaLock™	Ferrule	Air	300*	300*	300*
Universal	Ferrule	Air	150	150	150
Single-Lock Cplg	Ferrule	Air	300	300	300



**HOSE END**



**Ductile Iron (machined serrations)**

hose size	part number	list each	ctn qty
3/8	UH-38	**	25
1/2	UH-2	**	25
5/8	UH-58	**	25
3/4	UH-3	**	25
1	UH-4	**	25

**Plated Steel (investment cast)**

1/2	UH-2i	**	25
3/4	UH-3i	**	25
1	UH-4i	**	25

**316 Stainless (machined serrations)**

1/2	UHSS-2	**	25
3/4	UHSS-3	**	25
1	UHSS-4	**	25

**HOSE END (crimp specific)**



**Plated Steel (investment cast)**

hose size	part number	list each	ctn qty
3/4	UH-3C	**	25

**FEMALE NPT**



**Ductile Iron**

npt size	part number	list each	ctn qty
3/8	UF-38	**	25
1/2	UF-2	**	25
3/4	UF-3	**	25
1	UF-4	**	25

**316 Stainless**

1/2	UFSS-2	**	25
3/4	UFSS-3	**	25
1	UFSS-4	**	25

**MALE NPT**



**Ductile Iron**

npt size	part number	list each	ctn qty
3/8	UM-38	**	25
1/2	UM-2	**	25
3/4	UM-3	**	25
1	UM-4	**	25

**316 Stainless**

1/2	UMSS-2	**	25
3/4	UMSS-3	**	25
1	UMSS-4	**	25

**UNIVERSAL WASHER**



**Nitrile**

size	part number	list each	ctn qty
All	UG	**	25

**CLIP**



**Plated Steel**

size	part number	list each	ctn qty
All	CLIP	**	25

**IMPORT DUCTILE IRON UNIVERSAL COUPLINGS (includes safety clip)**

**HOSE END**



hose size	part number	list each	ctn qty
1/2	HE-50	**	25
3/4	HE-75	**	25
1	HE-100	**	25

**FEMALE NPT**



npt size	part number	list each	ctn qty
1/4	FE-25	**	25
1/2	FE-50	**	25
3/4	FE-75	**	25
1	FE-100	**	25

**MALE NPT**



npt size	part number	list each	ctn qty
1/4	ME-25	**	25
1/2	ME-50	**	25
3/4	ME-75	**	25
1	ME-100	**	25



**HOSE END**



**Ductile Iron (machined serrations)**

hose size	part number	list each	ctn qty
1/2	ULH-2	**	10
3/4	ULH-3	**	10
1	ULH-4	**	10

**MALE END**



**Ductile Iron**

npt size	part number	list each	ctn qty
1/2	ULM-2	**	10
3/4	ULM-3	**	10
1	ULM-4	**	10

**FEMALE END**



**Ductile Iron**

npt size	part number	list each	ctn qty
1/2	ULF-2	**	10
3/4	ULF-3	**	10

**UNIVERSALOCK™ WASHER**



**Nitrile**

size	part number	list each	ctn qty
All	ULW	**	25

Never use UniversalLock™ Washers in standard Universal Couplings.



**MALE X HOSE**

Plated Steel		part number	list each
hose size	npt size		
1/2	1/2	BMHS-2	**
3/4	3/4	BMHS-3	**
Brass			
1/2	1/2	BMHB-2	**
3/4	3/4	BMHB-3	**

**MALE X MALE NPT**

Plated Steel		part number	list each
hose size	npt size		
1/2	1/2	BMMS-2	**
3/4	3/4	BMMS-3	**
Brass			
1/2	1/2	BMMB-2	**
3/4	3/4	BMMB-3	**

**MALE X FEMALE NPT**

Plated Steel		part number	list each
hose size	npt size		
1/2	1/2	BMFS-2	**
3/4	3/4	BMFS-3	**
Brass			
1/2	1/2	BMFB-2	**
3/4	3/4	BMFB-3	**

**FEMALE X HOSE**

Plated Steel		part number	list each
hose size	npt size		
1/2	1/2	BFHS-2	**
3/4	3/4	BFHS-3	**
Brass			
1/2	1/2	BFHB-2	**
3/4	3/4	BFHB-3	**

**FEMALE X MALE NPT**

Plated Steel		part number	list each
hose size	npt size		
1/2	1/2	BFMS-2	**
3/4	3/4	BFMS-3	**
1	1	BFMS-4	**
Brass			
1/2	1/2	BFMB-2	**
3/4	3/4	BFMB-3	**
1	1	BFMB-4	**

**FEMALE X FEMALE NPT**

Plated Steel		part number	list each
hose size	npt size		
1/2	1/2	BFFS-2	**
3/4	3/4	BFFS-3	**
1	1	BFFS-4	**
Brass			
1/2	1/2	BFFB-2	**
3/4	3/4	BFFB-3	**
1	1	BFFB-4	**

**MALE X HOSE (with locking ring)**

Plated Steel		part number	list each
hose size	npt size		
1/2	1/2	BMHS-2L	**
3/4	3/4	BMHS-3L	**
1	1	BMHS-4L	**
Brass			
1/2	1/2	BMHB-2L	**
3/4	3/4	BMHB-3L	**
1	1	BMHB-4L	**

**MALE X MALE NPT (with locking ring)**

Plated Steel		part number	list each
hose size	npt size		
1/2	1/2	BMMS-2L	**
3/4	3/4	BMMS-3L	**
1	1	BMMS-4L	**
Brass			
1/2	1/2	BMMB-2L	**
3/4	3/4	BMMB-3L	**
1	1	BMMB-4L	**

**MALE X FEMALE NPT (with locking ring)**

Plated Steel		part number	list each
hose size	npt size		
1/2	1/2	BMFS-2L	**
3/4	3/4	BMFS-3L	**
1	1	BMFS-4L	**
Brass			
1/2	1/2	BMFB-2L	**
3/4	3/4	BMFB-3L	**
1	1	BMFB-4L	**

**GASKET**

Nitrile		part number	list each
size	size		
ALL	ALL	BGN-1	**



**MALE X HOSE (with Nitrogen ring)**

Plated Steel		part number	list each
hose size	npt size		
1/2	1/2	BMHS-2N	**
3/4	3/4	BMHS-3N	**
1	1	BMHS-4N	**
Brass			
1/2	1/2	BMHB-2N	**
3/4	3/4	BMHB-3N	**
1	1	BMHB-4N	**

**MALE X MALE NPT  
(with Nitrogen ring)**



Plated Steel			list each
npt size	part number		
1/2	BMMS-2N	**	
3/4	BMMS-3N	**	
1	BMMS-4N	**	
Brass			list each
npt size	part number		
1/2	BMMS-2N	**	
3/4	BMMS-3N	**	
1	BMMS-4N	**	

**MALE X FEMALE NPT  
(with Nitrogen ring)**



Plated Steel			list each
npt size	part number		
1/2	BMFS-2N	**	
3/4	BMFS-3N	**	
1	BMFS-4N	**	
Brass			list each
npt size	part number		
1/2	BMFS-2N	**	
3/4	BMFS-3N	**	
1	BMFS-4N	**	

**FEMALE X HOSE  
(with Nitrogen ring)**



Plated Steel			list each
hose size	part number		
1/2	BFHS-2N	**	
3/4	BFHS-3N	**	
Brass			list each
hose size	part number		
1/2	BFHS-2N	**	
3/4	BFHS-3N	**	

**FEMALE X MALE NPT  
(with Nitrogen ring)**



Plated Steel			list each
hose size	part number		
1/2	BFMS-2N	**	
3/4	BFMS-3N	**	
Brass			list each
hose size	part number		
1/2	BFMS-2N	**	
3/4	BFMS-3N	**	

**FEMALE X FEMALE NPT  
(with Nitrogen ring)**



Plated Steel			list each
hose size	part number		
1/2	BFFS-2N	**	
3/4	BFFS-3N	**	
Brass			list each
hose size	part number		
1/2	BFFS-2N	**	
3/4	BFFS-3N	**	



**HOSE END**



Plated Steel			list each
hose size	part number		
1/2	TLH-2	**	
3/4	TLH-3	**	
1	TLH-4	**	
Stainless			list each
hose size	part number		
3/4	TLHSS-3	**	
Brass			list each
hose size	part number		
3/4	TLHB-3	**	

**MALE NPT**



Plated Steel			list each
npt size	part number		
1/2	TLM-2	**	
3/4	TLM-3	**	
Stainless			list each
npt size	part number		
3/4	TLMSS-3	**	

**FEMALE NPT**



Plated Steel			list each
npt size	part number		
1/2	TLF-2	**	
3/4	TLF-3	**	
Stainless			list each
npt size	part number		
3/4	TLFSS-3	**	

**MALE NPT  
(without locking sleeve)**



Plated Steel			list each
npt size	part number		
1/2	TM-2	**	
3/4	TM-3	**	
1	TM-4	**	
Stainless			list each
npt size	part number		
3/4	TMSS-3	**	

**FEMALE NPT  
(without locking sleeve)**



Plated Steel			list each
npt size	part number		
1/2	TF-2	**	
3/4	TF-3	**	
1	TF-4	**	
Stainless			list each
npt size	part number		
3/4	TFSS-3	**	

**HOSE END  
(with locking ring)**



Plated Steel			list each
hose size	part number		
1/2	TLH-2L	**	
3/4	TLH-3L	**	
1	TLH-4L	**	

**MALE NPT  
(with locking ring)**



Plated Steel			list each
hose size	part number		
1/2	TLM-2L	**	
3/4	TLM-3L	**	
1	TLM-4L	**	

**FEMALE NPT  
(with locking ring)**




Plated Steel			list each
hose size	part number		
1/2	TLF-2L	**	
3/4	TLF-3L	**	
1	TLF-4L	**	




**DOUBLE-LOCK  
 COUPLINGS**  
 (for Nitrogen use only)


**HOSE END**  
 (with Nitrogen ring)

	Plated Steel		list each
	hose size	part number	
	1/2	TLH-2N	**
	3/4	TLH-3N	**
	1	TLH-4N	**
	Brass		
	3/4	TLHB-3N	**


**MALE NPT**  
 (with Nitrogen ring)

	Plated Steel		list each
	hose size	part number	
	1/2	TLM-2N	**
	3/4	TLM-3N	**
	1	TLM-4N	**


**FEMALE NPT**  
 (with Nitrogen ring)

	Plated Steel		list each
	hose size	part number	
	1/2	TLF-2N	**
	3/4	TLF-3N	**
	1	TLF-4N	**


**MALE NPT**  
 (with Nitrogen ring &  
 without locking sleeve)

	Plated Steel		list each
	npt size	part number	
	1/2	TM-2N	**
	3/4	TM-3N	**
	1	TM-4N	**

**FEMALE NPT**  
 (with Nitrogen ring &  
 without locking sleeve)


	Plated Steel		list each
	npt size	part number	
	1/2	TF-2N	**
	3/4	TF-3N	**
	1	TF-4N	**

**GASKET**

	Nitrile		list each
	size	part number	
	ALL	TGN-1	**



*Campbell Crimpnology™ offers hose assembly systems for all your chemical applications!*



*ChemJoint Couplings are available with weld ends for use with metal hose.*

### CHEMJOUNT™ COUPLINGS & MALE STEMS

#### Description

ChemJoint™ Couplings and Male Stems create an extremely versatile Chemical Hose assembly system. The system solves problematic Cam and Groove issues such as pressure, temperature, side load, viscosity, line dedication and ergonomics.

#### Features and Benefits

- Graduated serration pattern - sharper near the interlock, rounder near the end. Grips and seals plastic lined Chemical Hose without cutting through the tube.
- 360° interlock groove on fitting locks ferrule into place for the ultimate in holding power.
- Crimped assemblies are low profile and eliminate sharp edges from bands.
- Viton® Seal allows coupling to meet pressure ratings with hand-tightened nut.



#### Recommended Hose Attachment

- Interlocking ferrules
- Preformed bands



*1" ChemJoint™ Coupling Set*



*1" ChemJoint™ Union with Viton® Spud*

Hose System Components			MAX. SYSTEM WORKING PRESSURE (PSI @ 70°F) <small>SEE NOTE 1</small>								
			Hose Size								
Fitting/Coupling	Attachment	Hose Type	1/2	3/4	1	1-1/4	1-1/2	2	2-1/2	3	4
ChemJoint™/Male Stem	Ferrule	Chemical	350	400	450	325	250	250	225	225	200
ChemJoint™/Male Stem	Ferrule	Rubber	350	400	450	425	400	350	325	300	250
ChemJoint™ Weld-On and Union	None	Metal/None	-	800	800	-	650	600	-	600	-

*See footnotes 1 and 2 on Page 1*



**CHEMJOINT™  
COUPLINGS**

**DISTRIBUTOR AUTHORIZATION**

Safety is of paramount concern to everyone. Due to the volatile nature of chemical hose applications, and in accordance with our ISO 9001 system, we reserve the right to restrict sales of our ChemJoint™ Couplings and Male Stems to only those distributors authorized by Campbell Fittings.

Please contact our Customer Service department for more information

**CHEMJOINT™ MALE STEM**



316 Stainless			
hose size	part number	list each	
1/2	CJMS-2	**	
3/4	CJMS-3	**	
1	CJMS-4	**	
1-1/4	CJMS-5	**	
1-1/2	CJMS-6	**	
2	CJMS-8	**	
2-1/2	CJMS-10	**	
3	CJMS-12	**	
4	CJMS-16	**	

**CHEMJOINT™ COUPLING FEMALE SET**



316 Stainless			
hose size	part number	list each	
3/4	CJSS-3	**	
1	CJSS-4	**	
1-1/2	CJSS-6	**	
2	CJSS-8	**	
3	CJSS-12	**	

**CHEMJOINT™ FEMALE VITON® SPUD**



316 Stainless			
npt size	part number	list each	
3/4	CJVS-3	**	
1	CJVS-4	**	
1-1/2	CJVS-6	**	
2	CJVS-8	**	
3	CJVS-12	**	
316 Stainless with ACME threads			
1	CJVS-4A	**	
1-1/2	CJVS-6A	**	
2	CJVS-8A	**	
3	CJVS-12A	**	

**CHEMJOINT™ HOSE STEM**



316 Stainless			
hose size	part number	list each	
3/4	CJHS-3	**	
1	CJHS-4	**	
1-1/2	CJHS-6	**	
2	CJHS-8	**	
3	CJHS-12	**	

**CHEMJOINT™ WELD-ON STEM**



316 Stainless			
size	part number	list each	
3/4	CJWS-3	**	
1	CJWS-4	**	
1-1/2	CJWS-6	**	
2	CJWS-8	**	
3	CJWS-12	**	

**CHEMJOINT™ MALE THREADED STEM**



316 Stainless			
npt size	part number	list each	
1	CJTS-4	**	
1-1/2	CJTS-6	**	
2	CJTS-8	**	
3	CJTS-12	**	

**CHEMJOINT™ UNION WITH VITON® SPUD**



316 Stainless			
npt size	part number	list each	
3/4	CJFU-3	**	
1	CJFU-4	**	
1-1/2	CJFU-6	**	
2	CJFU-8	**	
3	CJFU-12	**	

Viton® should never be used with ammonia. Please contact our Engineering department for information on all our different

### CHEMJOINT™ UNION (without Viton® Spud)



#### 316 Stainless

npt size	part number	list each
3/4	CJFS-3	**
1	CJFS-4	**
1-1/2	CJFS-6	**
2	CJFS-8	**
3	CJFS-12	**

#### 316 Stainless with ACME threads

npt size	part number	list each
3/4	CJFS-3A	**
1	CJFS-4A	**
1-1/2	CJFS-6A	**
2	CJFS-8A	**
3	CJFS-12A	**

### CHEMJOINT™ VITON® SEAL DUST PLUG



#### 316 Stainless

size	part number	list each
3/4	CJDP-3	**
1	CJDP-3	**
1-1/2	CJDP-6	**
2	CJDP-8	**
3	CJDP-12	**

#### 316 Stainless with ACME threads

npt size	part number	list each
1	CJDP-4A	**
1-1/2	CJDP-6A	**
2	CJDP-8A	**
3	CJDP-12A	**

### CHEMJOINT™ NUT



#### 316 Stainless

size	part number	list each
3/4	CJN-3	**
1	CJN-3	**
1-1/2	CJN-6	**
2	CJN-8	**
3	CJN-12	**

#### 316 Stainless with ACME threads

npt size	part number	list each
1	CJN-4A	**
1-1/2	CJN-6A	**
2	CJN-8A	**
3	CJN-12A	**

### CHEMJOINT™ DUST CAP



#### 316 Stainless

size	part number	list each
3/4	CJDC-3	**
1	CJDC-3	**
1-1/2	CJDC-6	**
2	CJDC-8	**
3	CJDC-12	**

#### 316 Stainless with ACME threads

npt size	part number	list each
1	CJDC-4A	**
1-1/2	CJDC-6A	**
2	CJDC-8A	**
3	CJDC-12A	**



*Campbell Crimpnology™ offers hose assembly systems for all your food grade hose applications!*




## CRIMPNOLOGY 3A TRI-CLAMP FITTINGS, ADAPTERS & FERRULES



### Features & Benefits

- Campbell Crimpnology™ offers hose assembly systems for food grade hose applications.
- Specially designed shank & ferrule lengths are matched for hose tube and cover protection.
- Dedicated silicone bumper seat area on crimp hose fittings.
- All products listed as 3A components are certified to meet 32 Ra minimum polish and all other 3A criteria under 3A RPSCQC.
- Crimp specifications are provided for all hoses for proven performance (3A crimp process exception).



## TRI-CLAMP GASKETS

### Features & Benefits

- Materials compliant with FDA Code of Federal Regulations under Title 21.

## TRI-CLAMPS

### Features & Benefits

- Designed for use with any Tri-Clamp fittings and adapters.

## PROTECTIVE BUMPER

### Features & Benefits

- Fits into machined recessed bumper area on all Campbell Tri-Clamp Crimp Hose Fittings.
- Easy on/off installation.
- Manufactured from FDA approved silicone.

## WASHDOWN SWIVELS

### Features & Benefits

- 360° swivel rotation between the threaded hex and hose barb for easy installation and smooth swiveling during wash down, eliminates hose kinking.
- Manufactured with 300 Series stainless steel

## CRIMPNOLOGY WINE FITTINGS

(with Pacific Coast Threads - PCT)

### Features & Benefits

- Crimp specs and procedures provided for all styles.
- For use with Campbell ferrules and sleeves or band clamps.

## TESTING

All Campbell products are thoroughly tested to determine accurate performance data, such as pressure ratings and temperature derating data. See example of Tri-Clamp hydrostatic test below.

Hose: 1" ContiTech Grey Vintner Working Pressure: 250 psi Test temp: 70°F Highest Test Pressure: 2039 psi. Failure Mode: Hose burst beyond 8x WP	
--	--

Hose System Components			MAX. SYSTEM WORKING PRESSURE (PSI @ 70°F) SEE NOTE 1						
			Hose Size						
Fitting/Coupling	Attachment	Hose Type	1	1-1/4	1-1/2	2	2-1/2	3	4
Tri-Clamp	Ferrule	Sanitary	500	-	450	350	325	300	call
Tri-Clamp	Mach. Ferrule	Sanitary	500	-	500	400	375	350	call

### 3A FITTINGS & ADAPTERS



#### 3A TRI-CLAMP CRIMP HOSE FITTINGS

##### 316 Stainless

hose size	part number	list each
1	TC-4C A316	**
1-1/2	TC-6C A316	**
2	TC-8C A316	**
2-1/2	TC-10C A316	**
3	TC-12C A316	**
4	TC-16C A316	**
1-1/2 x 1	TCR-6X4C A316	**

#### 3A LONG SHANK BREWERY HOSE ADAPTER

##### 304 Stainless

hose size	part number	list each
1	BATC-4 304	**
1-1/2	BATC-6 304	**
2	BATC-8 304	**
3	BATC-12 304	**
4	BATC-16 304	**

#### 3A RUBBER HOSE ADAPTER

##### 316 Stainless

hose size	part number	list each
1 X 1/2	RATC-4X2 316	**
1 X 3/4	RATC-4X3 316	**
1 X 1	RATC-4 316	**
1-1/2 X 1/2	RATC-6X2 316	**
1-1/2 X 5/8	RATC-6X58 316	**
1-1/2 X 3/4	RATC-6X3 316	**
1-1/2 X 1	RATC-6X4 316	**
1-1/2 X 1-1/2	RATC-6 316	**
2 X 1-1/2	RATC-8X6 316	**
2 X 2	RATC-8 316	**
2-1/2 X 2-1/2	RATC-10 316	**
3 X 3	RATC-12 316	**
4 X 4	RATC-16 316	**

#### TRI-CLAMP X MALE NPT

##### 316 Stainless

npt size	part number	list each
1 X 3/4	TCM-4X3 316	**
1 X 1	TCM-4 316	**
1-1/2 X 1-1/2	TCM-6 316	**
1-1/2 X 2	TCM-6X8 316	**
2 X 1-1/2	TCM-8X6 316	**
2 X 2	TCM-8 316	**
2-1/2 X 2	TCM-10X8 316	**
2-1/2 X 2-1/2	TCM-10 316	**
3 X 2	TCM-12X8 316	**
3 X 3	TCM-12 316	**
4 X 4	TCM-16 316	**

#### TRI-CLAMP X FEMALE NPT

##### 316 Stainless

npt size	part number	list each
1 X 3/4	TCF-4X3 316	**
1 X 1	TCF-4 316	**
1-1/2 X 1-1/2	TCF-6 316	**
1-1/2 X 2	TCF-6X8 316	**
2 X 1-1/2	TCF-8X6 316	**
2 X 2	TCF-8 316	**
2-1/2 X 2	TCF-10X8 316	**
2-1/2 X 2-1/2	TCF-10 316	**
3 X 2	TCF-12X8 316	**
3 X 3	TCF-12 316	**
4 X 4	TCF-16 316	**

#### 3A TRI-CLAMP X WELD SHORT

##### 316 Stainless

hose size	part number	list each
1/2	TCSW-2 316	**
3/4	TCSW-3 316	**
1	TCSW-4 316	**
1-1/2	TCSW-6 316	**
2	TCSW-8 316	**
2-1/2	TCSW-10 316	**
3	TCSW-12 316	**
4	TCSW-16 316	**

#### 3A TRI-CLAMP X WELD LONG

##### 316 Stainless

hose size	part number	list each
1/2	TCLW-2 316	**
3/4	TCLW-3 316	**
1	TCLW-4 316	**
1-1/2	TCLW-6 316	**
2	TCLW-8 316	**
2-1/2	TCLW-10 316	**
3	TCLW-12 316	**
4	TCLW-16 316	**

## STANDARD TRI-CLAMP FITTINGS



### TRI-CLAMP FITTINGS

304 Stainless			
hose size	part number		list each
1	TC-4C		**
1-1/2	TC-6C		**
2	TC-8C		**
2-1/2	TC-10C		**
3	TC-12C		**

### TRI-CLAMP REDUCERS

304 Stainless			
hose size	part number		list each
1-1/2 X 1	TCR-6X4C		**

## WASHDOWN SWIVELS



### WASHDOWN SWIVEL

300 Stainless			
npt size	part number		list each
1/2 x 1/2	WDSS-2		**
1/2 x 3/4	WDESS-2X3		**
1/2 x 5/8	WDESS-2X58		**

## 3A SANITARY FERRULES



### SANITARY FERRULES

304 Stainless				
hose size	ferrule i.d.	part number		list each
1	1-32/64	SAN100132		**
1	1-38/64	SAN100138		**
1	1-44/64	SAN100144		**
1	1-50/64	SAN100150		**
1-1/2	2-4/64	SAN150204		**
1-1/2	2-10/64	SAN150210		**
1-1/2	2-16/64	SAN150216		**
1-1/2	2-20/64	SAN150220		**
2	2-40/64	SAN200240		**
2	2-44/64	SAN200244		**
2	2-50/64	SAN200250		**
2	2-56/64	SAN200256		**
2-1/2	3-12/64	SAN250312		**
2-1/2	3-18/64	SAN250318		**
2-1/2	3-24/64	SAN250324		**
3	3-40/64	SAN300340		**
3	3-48/64	SAN300348		**
3	3-52/64	SAN300352		**
3	3-60/64	SAN300360		**
3	4	SAN300400		**
4	4-52/64	SAN400452		**
4	5-6/64	SAN400506		**



**TRI-CLAMPS  
& GASKETS**

### HEAVY DUTY SINGLE PIN TRI-CLAMP

#### 304 Stainless

hose size	part number	list each
1/2	TCC-3	**
3/4	TCC-3	**
1	TCC-6	**
1-1/2	TCC-6	**
2	TCC-8	**
3	TCC-10	**
2-1/2	TCC-12	**
4	TCC-16	**

### HEAVY DUTY DOUBLE PIN TRI-CLAMP

#### 304 Stainless

hose size	part number	list each
1	TCC-6DP	**
1-1/2	TCC-6DP	**
2	TCC-8DP	**
2-1/2	TCC-10DP	**
3	TCC-12DP	**
4	TCC-16DP	**

### EASY INSTALL SQUEEZE TRI-CLAMP

#### 304 Stainless

hose size	part number	list each
1/2	TCC-3SQ	**
3/4	TCC-3SQ	**
1	TCC-6SQ	**
1-1/2	TCC-6SQ	**
2	TCC-8SQ	**
2-1/2	TCC-10SQ	**
3	TCC-12SQ	**
4	TCC-16SQ	**

### HEAVY DUTY HIGH PRESSURE TRI-CLAMP

#### 304 Stainless

hose size	part number	list each
1	TCC-6BT	**
1-1/2	TCC-6BT	**
2	TCC-8BT	**

### TRI-CLAMP GASKET



#### Buna-N Black

hose size	part number	list each
1	TCGB-4	**
1-1/2	TCGB-6	**
2	TCGB-8	**
2-1/2	TCGB-10	**
3	TCGB-12	**
4	TCGB-16	**

#### Buna-N White

1	TCGB-4W	**
1-1/2	TCGB-6W	**
2	TCGB-8W	**
2-1/2	TCGB-10W	**
3	TCGB-12W	**
4	TCGB-16W	**

#### EDPM Black

1	TCGE-4	**
1-1/2	TCGE-6	**
2	TCGE-8	**
2-1/2	TCGE-10	**
3	TCGE-12	**
4	TCGE-16	**

#### PTFE White

1	TCGT-4	**
1-1/2	TCGT-6	**
2	TCGT-8	**
3	TCGT-12	**
4	TCGT-16	**

#### FKM Black

1	TCGV-4	**
1-1/2	TCGV-6	**
2	TCGV-8	**
3	TCGV-12	**
4	TCGV-16	**

#### Silicone White

1	TCGS-4	**
1-1/2	TCGS-6	**
2	TCGS-8	**
3	TCGS-12	**
4	TCGS-16	**

### TRI-CLAMP BUMPERS



#### Silicone

hose size	part number	list each
1	TCB-4	**
1-1/2	TCB-6	**
2	TCB-8	**
2-1/2	TCB-10	**
3	TCB-12	**



**PCT WINE FITTINGS**

**WINE FITTING - FEMALE STEM**



**304 Stainless**

hose size	part number	list each
1-1/2	PCTF-6C	**
2	PCTF-8C	**
3	PCTF-12C	**

**WINE FITTING - FEMALE STEM W/ HEAVY NUT**



**304 Stainless**

hose size	part number	list each
2	PCTFBH-8	**
3	PCTFBH-12	**

**WINE FITTING - MALE STEM**



**304 Stainless**

hose size	part number	list each
1-1/2	PCTM-6C	**
2	PCTM-8C	**
3	PCTM-12C	**

**WINE GASKET FITTING**



**Buna-N**

hose size	part number	list each
1-1/2	PCTGB-6	**
2	PCTGB-8	**
3	PCTGB-12	**

**Silicone**

1-1/2	PCTGS-6	**
2	PCTGS-8	**
3	PCTGS-12	**

**PACIFIC COAST HEAVY NUT**



**Brass**

hose size	part number	list each
1-1/2	NBPCT-6	**
2	NBHPCT-8	**
3	NBHPCT-12	**

**WINE FERRULES**

Note: Standard ferrules for 1-1/2" & 2" can be used for wine fittings. For 3" use the following:



**304 Stainless**

hose size	ferrule i.d.	part number	list each
3	3-44/64	FSS300344W	**
3	3-48/64	FSS300348W	**
3	3-52/64	FSS300352W	**
3	4	FSS300400W	**
3	4-8/64	FSS300408W	**
3	4-16/64	FSS300416W	**

# Campbell Fittings H



**GOODYEAR**  
RUBBER PRODUCTS, INC.

☎ 727-342-5088

You can also email us at  
[GRP@goodyearrubberproducts.com](mailto:GRP@goodyearrubberproducts.com)

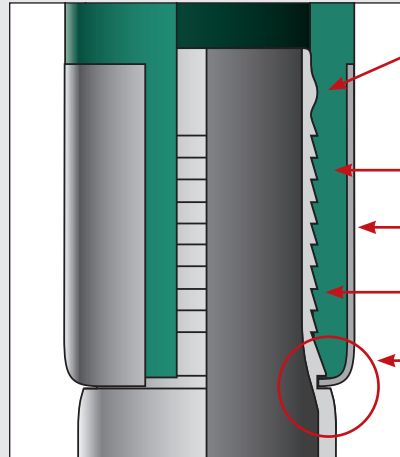
## Ferrules & Sleeves for High, Medium, and Low-Pressure Hose Systems

**Campbell Crimpnology™ ...  
the only comprehensive package of  
crimping products in the industry!**



### CampbellCrimpnology™

Crimpnology refers to all of the technology involved in crimping: The integrated design of every fitting, coupling, ferrule, and sleeve; the crimp procedures; crimp specifications; and crimp training & support.



#### RELIEF BUMP

*Prolongs the life of the hose assembly by relieving stress and failure points commonly found at the end of crimped fittings.*

#### HOSE

#### FERRULE

#### FITTING

#### INTERLOCK

*The turn-in of the ferrule interlocks with the machined groove on the fitting or coupling, providing a mechanical attachment for exceptional hose retention.*

### Features and Benefits

Crimpnology offers the following "7 Essentials" for crimping safe, repeatable, performance-rated hose systems:

- Interlock groove on all fittings and couplings is compatible with the turn-in end of the ferrule to ensure a 360° ferrule-to-fitting interlock.
- Serrations specifically designed for crimping provide maximum hose retention without potential tube failure.
- Shank length and ferrule/sleeve length are matched to maximize retention and to avoid hose tube or cover damage.
- Detailed assembly procedures are provided, including information to ensure use of compatible components.
- Detailed crimping procedures ensure appropriate crimp specification is derived for each hose and fitting combination.
- On-site crimping training by a Hose System Specialist is offered by Campbell Fittings to assist distributor personnel.
- A daytime, toll-free "hotline" is manned by a Campbell Hose System Specialist to assist in all aspects of crimping.

### Performance Rated

All Campbell pressure ratings are established and verified by hydrostatic testing to a 4x safety factor where applicable (see page 1 for pressure rating information). Test data and information regarding various combinations of hoses and fittings are available upon request.

Note: The pressure ratings in this catalog are valid only when using all Campbell parts. For safety and quality assurance, always proof test hose assembly according to NAHAD guidelines.

#### FERRULE & SLEEVE PART NUMBERING

PRODUCT	MATERIAL	FERRULE/SLEEVE I.D.
F = Ferrule	PS = Plated Steel	216 = 2-16/64"
S = Sleeve	SS = Stainless Steel	340 = 3-40/64"

**F PS 150 216 L**

NOMINAL HOSE SIZE      NON-STANDARD LENGTH

**FERRULES**

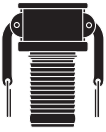


**FERRULES**

for use with products shown below:



**Crimpology Nipples**  
Section B



**Insta-Lock & Campbell Cobra**  
Section C



**ChemJoint Couplings & Male Stems**  
Section F



**Sanitary Tri-Clamp**  
Section G



**Plated Steel**

hose size	ferrule i.d.	part number	list each
3/4	1-12/64	FPS075112	**
3/4	1-16/64	FPS075116	**
3/4	1-20/64	FPS075120	**
3/4	1-24/64	FPS075124	**
3/4	1-28/64	FPS075128	**
3/4	1-32/64	FPS075132	**
1	1-32/64	FPS100132	**
1	1-36/64	FPS100136	**
1	1-40/64	FPS100140	**
1	1-44/64	FPS100144	**
1	1-48/64	FPS100148	**
1	1-52/64	FPS100152	**
1-1/4	1-52/64	FPS125152	**
1-1/4	1-56/64	FPS125156	**
1-1/4	1-60/64	FPS125160	**
1-1/2	1-60/64	FPS150160	**
1-1/2	2	FPS150200	**
1-1/2	2-4/64	FPS150204	**
1-1/2	2-8/64	FPS150208	**
1-1/2	2-12/64	FPS150212	**
1-1/2	2-16/64	FPS150216	**
1-1/2	2-20/64	FPS150220	**
1-1/2	2-24/64	FPS150224	**
2	2-32/64	FPS200232	**
2	2-36/64	FPS200236	**
2	2-40/64	FPS200240	**
2	2-44/64	FPS200244	**
2	2-48/64	FPS200248	**
2	2-52/64	FPS200252	**
2	2-56/64	FPS200256	**
2	2-60/64	FPS200260	**
2-1/2	3-8/64	FPS250308	**
2-1/2	3-12/64	FPS250312	**
2-1/2	3-16/64	FPS250316	**
2-1/2	3-20/64	FPS250320	**
2-1/2	3-28/64	FPS250328	**
3	3-36/64	FPS300336	**
3	3-40/64	FPS300340	**
3	3-44/64	FPS300344	**
3	3-48/64	FPS300348	**
3	3-52/64	FPS300352	**
3	3-56/64	FPS300356	**
3	3-60/64	FPS300360	**
3	4	FPS300400	**
3	4-8/64	FPS300408	**
3	4-16/64	FPS300416	**

4	4-52/64	FPS400452	**
4	4-56/64	FPS400456	**
4	4-60/64	FPS400460	**
4	5	FPS400500	**
4	5-4/64	FPS400504	**
6	6-56/64	FPS600656	**
6	7	FPS600700	**
6	7-8/64	FPS600708	**
6	7-24/64	FPS600724	**
8	8-48/64	FPS800848	**
8	9	FPS800900	**
8	9-16/64	FPS800916	**
8	9-32/64	FPS800932	**

**Stainless Steel**

hose size	ferrule i.d.	part number	list each
1/2	1	FSS050100	**
1/2	1-4/64	FSS050104	**
1/2	1-8/64	FSS050108	**
3/4	1-12/64	FSS075112	**
3/4	1-16/64	FSS075116	**
3/4	1-20/64	FSS075120	**
3/4	1-24/64	FSS075124	**
3/4	1-28/64	FSS075128	**
3/4	1-32/64	FSS075132	**
1	1-32/64	FSS100132	**
1	1-36/64	FSS100136	**
1	1-40/64	FSS100140	**
1	1-44/64	FSS100144	**
1	1-48/64	FSS100148	**
1	1-52/64	FSS100152	**
1-1/4	1-52/64	FSS125152	**
1-1/4	1-56/64	FSS125156	**
1-1/4	1-60/64	FSS125160	**
1-1/2	1-60/64	FSS150160	**
1-1/2	2	FSS150200	**
1-1/2	2-4/64	FSS150204	**
1-1/2	2-8/64	FSS150208	**
1-1/2	2-12/64	FSS150212	**
1-1/2	2-16/64	FSS150216	**
1-1/2	2-20/64	FSS150220	**
1-1/2	2-24/64	FSS150224	**
2	2-32/64	FSS200232	**
2	2-36/64	FSS200236	**
2	2-40/64	FSS200240	**
2	2-44/64	FSS200244	**
2	2-48/64	FSS200248	**
2	2-52/64	FSS200252	**
2	2-56/64	FSS200256	**
2	2-60/64	FSS200260	**
2-1/2	3-8/64	FSS250308	**
2-1/2	3-12/64	FSS250312	**
2-1/2	3-16/64	FSS250316	**
2-1/2	3-20/64	FSS250320	**
2-1/2	3-28/64	FSS250328	**
3	3-36/64	FSS300336	**
3	3-40/64	FSS300340	**
3	3-44/64	FSS300344	**
3	3-48/64	FSS300348	**
3	3-52/64	FSS300352	**
3	3-56/64	FSS300356	**
3	3-60/64	FSS300360	**
3	4	FSS300400	**
3	4-8/64	FSS300408	**
3	4-16/64	FSS300416	**
4	4-36/64	FSS400436	**
4	4-40/64	FSS400440	**
4	4-44/64	FSS400444	**
4	4-48/64	FSS400448	**

hose size	ferrule i.d.	part number	list each
4	4-56/64	FSS400456	**
4	4-60/64	FSS400460	**
4	5	FSS400500	**
4	5-4/64	FSS400504	**
6	6-56/64	FSS600656	**
6	7	FSS600700	**
6	7-8/64	FSS600708	**
6	7-24/64	FSS600724	**
8		FSS800XXX	**

**Plated Steel Heavy Duty  
 (for 206S & FRAC-16C fittings only)**

4	4-48/64	FPS400448F	**
4	4-52/64	FPS400452F	**
4	4-56/64	FPS400456F	**
4	4-60/64	FPS400460F	**
4	5	FPS400500F	**
4	5-4/64	FPS400504F	**

2-1/2	3-8/64	FPS250308L	**
2-1/2	3-12/64	FPS250312L	**
2-1/2	3-16/64	FPS250316L	**
2-1/2	3-20/64	FPS250320L	**
2-1/2	3-28/64	FPS250328L	**
3	3-36/64	FPS300336L	**
3	3-40/64	FPS300340L	**
3	3-44/64	FPS300344L	**
3	3-48/64	FPS300348L	**
3	3-52/64	FPS300352L	**
3	3-56/64	FPS300356L	**
3	3-60/64	FPS300360L	**
3	4	FPS300400L	**
3	4-8/64	FPS300408L	**
3	4-16/64	FPS300416L	**
4	4-40/64	FPS400440L	**
4	4-44/64	FPS400444L	**
4	4-48/64	FPS400448L	**
4	4-52/64	FPS400452L	**
4	4-56/64	FPS400456L	**
4	4-60/64	FPS400460L	**
4	5	FPS400500L	**
4	5-4/64	FPS400504L	**
4	5-12/64	FPS400512L	**
4	5-20/64	FPS400520L	**
4	5-28/64	FPS400528L	**

**FERRULES**

for use with products shown below:

**WARNING: NOT FOR USE WITH STEAM**



Long Crimpnology Nipples  
Section B



Viton® Seal Ground Joints and Male Stems  
Section D



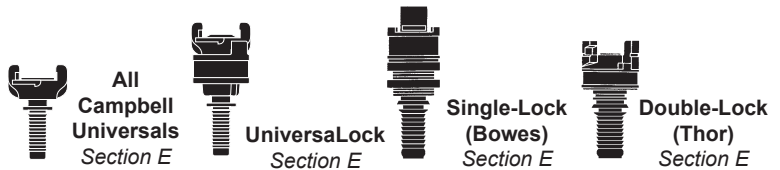
**Plated Steel**

hose size	ferrule i.d.	part number	list each
1/2	1	FPS050100S	**
1/2	1-4/64	FPS050104S	**
1/2	1-8/64	FPS050108S	**
3/4	1-16/64	FPS075116	**
3/4	1-20/64	FPS075120	**
3/4	1-24/64	FPS075124	**
3/4	1-28/64	FPS075128	**
3/4	1-32/64	FPS075132	**
1	1-32/64	FPS100132	**
1	1-36/64	FPS100136	**
1	1-40/64	FPS100140	**
1	1-44/64	FPS100144	**
1	1-48/64	FPS100148	**
1	1-52/64	FPS100152	**
1-1/4	1-52/64	FPS125152L	**
1-1/4	1-56/64	FPS125156L	**
1-1/4	1-60/64	FPS125160L	**
1-1/2	1-60/64	FPS150160L	**
1-1/2	2	FPS150200L	**
1-1/2	2-4/64	FPS150204L	**
1-1/2	2-8/64	FPS150208L	**
1-1/2	2-12/64	FPS150212L	**
1-1/2	2-16/64	FPS150216L	**
1-1/2	2-20/64	FPS150220L	**
1-1/2	2-24/64	FPS150224L	**
2	2-32/64	FPS200232L	**
2	2-36/64	FPS200236L	**
2	2-40/64	FPS200240L	**
2	2-44/64	FPS200244L	**
2	2-48/64	FPS200248L	**



**LIGHT DUTY FERRULES**

for use with couplings shown below:



**Plated Steel**

hose size	ferrule i.d.	part number	list each
1/2	58/64	FLPS050058	**
1/2	60/64	FLPS050060	**
3/4	1-8/64	FLPS075108	**
3/4	1-10/64	FLPS075110	**
3/4	1-12/64	FLPS075112	**
3/4	1-14/64	FLPS075114	**
3/4	1-16/64	FLPS075116	**
3/4	1-18/64	FLPS075118	**
1	1-28/64	FLPS100128	**
1	1-30/64	FLPS100130	**

**304 Stainless**

hose size	ferrule i.d.	part number	list each
1/2	5/8/64	FLSS050058	**
3/4	1-8/64	FLSS075108	**
3/4	1-10/64	FLSS075110	**
3/4	1-12/64	FLSS075112	**
3/4	1-14/64	FLSS075114	**
3/4	1-16/64	FLSS075116	**
3/4	1-18/64	FLSS075118	**



**SLEEVES**

for use with products shown below:



**Campbell  
Cobra™  
Parts C & E  
Section C**



**Standard  
Cobra™  
Parts C & E  
Section C**



**Plated Steel**

hose size	sleeve i.d.	part number	list each
3/4	1-8/64	SPS075108	**
3/4	1-12/64	SPS075112	**
3/4	1-16/64	SPS075116	**
3/4	1-24/64	SPS075124	**
1	1-16/64	SPS100116	**
1	1-20/64	SPS100120	**
1	1-24/64	SPS100124	**
1	1-28/64	SPS100128	**
1	1-32/64	SPS100132	**
1	1-36/64	SPS100136	**
1	1-40/64	SPS100140	**
1	1-44/64	SPS100144	**
1	1-48/64	SPS100148	**
1-1/4	1-56/64	SPS125156	**
1-1/4	2	SPS125200	**
1-1/2	1-48/64	SPS150148	**
1-1/2	1-52/64	SPS150152	**
1-1/2	1-56/64	SPS150156	**
1-1/2	1-60/64	SPS150160	**
1-1/2	2	SPS150200	**
1-1/2	2-4/64	SPS150204	**
1-1/2	2-8/64	SPS150208	**
1-1/2	2-12/64	SPS150212	**
1-1/2	2-16/64	SPS150216	**
1-1/2	2-20/64	SPS150220	**
1-1/2	2-24/64	SPS150224	**

2	2-32/64	SPS200232	**
2	2-36/64	SPS200236	**
2	2-40/64	SPS200240	**
2	2-44/64	SPS200244	**
2	2-48/64	SPS200248	**
2	2-52/64	SPS200252	**
2	2-56/64	SPS200256	**
2	2-60/64	SPS200260	**
2	3	SPS200300	**
2	3-2/64	SPS200302	**
2-1/2	3	SPS250300	**
2-1/2	3-8/64	SPS250308	**
2-1/2	3-16/64	SPS250316	**
2-1/2	3-24/64	SPS250324	**
2-1/2	3-32/64	SPS250332	**
2-1/2	3-34/64	SPS250334	**
3	3-16/64	SPS300316	**
3	3-24/64	SPS300324	**
3	3-28/64	SPS300328	**
3	3-32/64	SPS300332	**
3	3-36/64	SPS300336	**
3	3-40/64	SPS300340	**
3	3-44/64	SPS300344	**
3	3-48/64	SPS300348	**
3	3-52/64	SPS300352	**
3	3-56/64	SPS300356	**
3	3-60/64	SPS300360	**
3	4	SPS300400	**
3	4-2/64	SPS300402	**
4	4-16/64	SPS400416	**
4	4-24/64	SPS400424	**
4	4-32/64	SPS400432	**
4	4-36/64	SPS400436	**
4	4-40/64	SPS400440	**
4	4-44/64	SPS400444	**
4	4-48/64	SPS400448	**
4	4-52/64	SPS400452	**
4	4-56/64	SPS400456	**
4	4-60/64	SPS400460	**
4	5	SPS400500	**
4	5-2/64	SPS400502	**
5	5-36/64	SPS500536	**
5	5-48/64	SPS500548	**
5	5-60/64	SPS500560	**
6	6-16/64	SPS600616	**
6	6-24/64	SPS600624	**
6	6-32/64	SPS600632	**
6	6-40/64	SPS600640	**
6	6-48/64	SPS600648	**
6	6-56/64	SPS600656	**
6	6 7	SPS600700	**
6	6 7-8/64	SPS600708	**
6	6 7-16/64	SPS600716	**
6	6 7-24/64	SPS600724	**
8	8-16/64	SPS800816	**
8	8-32/64	SPS800832	**
8	8-40/64	SPS800840	**
8	8-48/64	SPS800848	**
8	9	SPS800900	**
8	9-16/64	SPS800916	**
8	9-32/64	SPS800932	**
8	9-40/64	SPS800940	**
8	9-48/64	SPS800948	**
10	10-32/64	SPS101032	**
10	10-48/64	SPS101048	**
10	10-56/64	SPS101056	**
10	11	SPS101100	**
10	11-16/64	SPS101116	**
10	11-32/64	SPS101132	**
10	11-48/64	SPS101148	**

SLEEVES (continued from previous page)

**304 Stainless**

hose size	sleeve i.d.	part number	list each
3/4	1-4/64	SSS075104	**
3/4	1-8/64	SSS075108	**
3/4	1-12/64	SSS075112	**
3/4	1-16/64	SSS075116	**
3/4	1-24/64	SSS075124	**
1	1-16/64	SSS100116	**
1	1-20/64	SSS100120	**
1	1-24/64	SSS100124	**
1	1-28/64	SSS100128	**
1	1-32/64	SSS100132	**
1	1-36/64	SSS100136	**
1	1-40/64	SSS100140	**
1	1-44/64	SSS100144	**
1	1-48/64	SSS100148	**
1-1/4	1-56/64	SSS125156	**
1-1/4	2	SSS125200	**
1-1/2	1-52/64	SSS150152	**
1-1/2	1-56/64	SSS150156	**
1-1/2	1-60/64	SSS150160	**
1-1/2	2	SSS150200	**
1-1/2	2-4/64	SSS150204	**
1-1/2	2-8/64	SSS150208	**
1-1/2	2-12/64	SSS150212	**
1-1/2	2-16/64	SSS150216	**
1-1/2	2-20/64	SSS150220	**
1-1/2	2-24/64	SSS150224	**
2	2-16/64	SSS200216	**
2	2-24/64	SSS200224	**
2	2-28/64	SSS200228	**
2	2-32/64	SSS200232	**
2	2-36/64	SSS200236	**
2	2-40/64	SSS200240	**
2	2-44/64	SSS200244	**
2	2-48/64	SSS200248	**
2	2-52/64	SSS200252	**
2	2-56/64	SSS200256	**
2	2-60/64	SSS200260	**
2	3	SSS200300	**
2	3-2/64	SSS200302	**
2-1/2	3	SSS250300	**
2-1/2	3-8/64	SSS250308	**
2-1/2	3-16/64	SSS250316	**
2-1/2	3-24/64	SSS250324	**
2-1/2	3-32/64	SSS250332	**
2-1/2	3-34/64	SSS250334	**
3	3-24/64	SSS300324	**
3	3-28/64	SSS300328	**
3	3-32/64	SSS300332	**
3	3-36/64	SSS300336	**
3	3-40/64	SSS300340	**
3	3-44/64	SSS300344	**
3	3-48/64	SSS300348	**
3	3-52/64	SSS300352	**
3	3-56/64	SSS300356	**
3	3-60/64	SSS300360	**
3	4	SSS300400	**
3	4-2/64	SSS300402	**
4	4-32/64	SSS400432	**
4	4-36/64	SSS400436	**
4	4-40/64	SSS400440	**
4	4-44/64	SSS400444	**
4	4-48/64	SSS400448	**
4	4-52/64	SSS400452	**
4	4-56/64	SSS400456	**
4	4-60/64	SSS400460	**

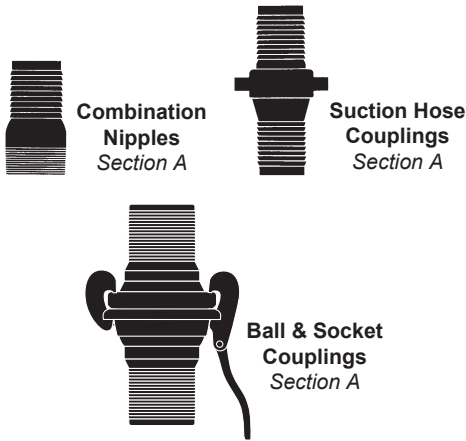
6	6-16/64	SSS600616	**
6	6-24/64	SSS600624	**
6	6-32/64	SSS600632	**
6	6-40/64	SSS600640	**
6	6-48/64	SSS600648	**
6	6-56/64	SSS600656	**
6	7	SSS600700	**
6	7-8/64	SSS600708	**
6	7-16/64	SSS600716	**
8	7-24/64	SSS600724	**
8	8-48/64	SSS800848	**
9	9	SSS800900	**
10		SSS101xxx	**
12		SSS121xxx	**

**Aluminum**

2	2-28/64	SAL200228	**
2	2-32/64	SAL200232	**
2	2-36/64	SAL200236	**
2	2-40/64	SAL200240	**
2	2-44/64	SAL200244	**
2	2-48/64	SAL200248	**
2	2-52/64	SAL200252	**
2	2-56/64	SAL200256	**
2	2-60/64	SAL200260	**
2	3	SAL200300	**
3	3-32/64	SAL300332	**
3	3-36/64	SAL300336	**
3	3-40/64	SAL300340	**
3	3-44/64	SAL300344	**
3	3-48/64	SAL300348	**
3	3-52/64	SAL300352	**
3	3-56/64	SAL300356	**
3	3-60/64	SAL300360	**
3	4	SAL300400	**
3	4-4/64	SAL300404	**
4	4-36/64	SAL400436	**
4	4-40/64	SAL400440	**
4	4-44/64	SAL400444	**
4	4-48/64	SAL400448	**
4	4-52/64	SAL400452	**
4	4-56/64	SAL400456	**
4	4-60/64	SAL400460	**
4	5	SAL400500	**
4	5-4/64	SAL400504	**
4	5-8/64	SAL400508	**
6	6-32/64	SAL600632	**
6	6-40/64	SAL600640	**
6	6-48/64	SAL600648	**
6	4-56/64	SAL600656	**

**SLEEVES**

for use with products shown below:



**Plated Steel**

hose size	sleeve i.d.	part number	list each
1/2	1	SPS050100S	**
3/4	1-8/64	SPS075108S	**
3/4	1-12/64	SPS075112S	**
3/4	1-16/64	SPS075116S	**
3/4	1-20/64	SPS075120S	**
3/4	1-24/64	SPS075124S	**
1	1-28/64	SPS100128S	**
1	1-32/64	SPS100132S	**
1	1-36/64	SPS100136S	**
1	1-40/64	SPS100140S	**
1	1-44/64	SPS100144S	**
1	1-48/64	SPS100148S	**
1-1/4	1-40/64	SPS125140S	**
1-1/4	1-48/64	SPS125148S	**
1-1/4	1-52/64	SPS125152S	**
1-1/4	1-56/64	SPS125156S	**
1-1/2	1-60/64	SPS150160S	**
1-1/2	2	SPS150200S	**
1-1/2	2-4/64	SPS150204S	**
1-1/2	2-8/64	SPS150208S	**
1-1/2	2-12/64	SPS150212S	**
1-1/2	2-16/64	SPS150216S	**
1-1/2	2-20/64	SPS150220S	**
1-1/2	2-24/64	SPS150224S	**
2	2-8/64	SPS200208S	**
2	2-16/64	SPS200216S	**
2	2-24/64	SPS200224S	**
2	2-28/64	SPS200228S	**
2	2-32/64	SPS200232S	**
2	2-36/64	SPS200236S	**
2	2-40/64	SPS200240S	**
2	2-44/64	SPS200244S	**
2	2-48/64	SPS200248S	**
2	2-52/64	SPS200252S	**
2	2-56/64	SPS200256S	**
2	2-60/64	SPS200260S	**
2	3	SPS200300S	**
2-1/2	2-48/64	SPS250248S	**
2-1/2	2-56/64	SPS250256S	**
2-1/2	3	SPS250300S	**
2-1/2	3-8/64	SPS250308S	**
2-1/2	3-16/64	SPS250316S	**
2-1/2	3-24/64	SPS250324S	**
2-1/2	3-32/64	SPS250332S	**
2-1/2	3-40/64	SPS250340S	**
2-1/2	3-48/64	SPS250348S	**
2-1/2	3-56/64	SPS250356S	**
2-1/2	4	SPS250400S	**
2-1/2	4-16/64	SPS400416S	**
2-1/2	4-24/64	SPS400424S	**
2-1/2	4-32/64	SPS400432S	**
2-1/2	4-36/64	SPS400436S	**
2-1/2	4-40/64	SPS400440S	**
2-1/2	4-44/64	SPS400444S	**
2-1/2	4-48/64	SPS400448S	**
2-1/2	4-52/64	SPS400452S	**
2-1/2	4-56/64	SPS400456S	**
2-1/2	4-60/64	SPS400460S	**
2-1/2	5	SPS400500S	**
2-1/2	5-36/64	SPS500536	**
2-1/2	5-48/64	SPS500548	**
2-1/2	5-60/64	SPS500560	**
2-1/2	6-16/64	SPS600616	**
2-1/2	6-24/64	SPS600624	**
2-1/2	6-32/64	SPS600632	**
2-1/2	6-40/64	SPS600640	**
2-1/2	6-48/64	SPS600648	**
2-1/2	6-56/64	SPS600656	**
2-1/2	7	SPS600700	**
2-1/2	7-8/64	SPS600708	**
2-1/2	7-16/64	SPS600716	**
2-1/2	7-24/64	SPS600724	**
2-1/2	8-16/64	SPS800816	**
2-1/2	8-32/64	SPS800832	**
2-1/2	8-40/64	SPS800840	**
2-1/2	8-48/64	SPS800848	**
2-1/2	9	SPS800900	**
2-1/2	9-16/64	SPS800916	**
2-1/2	9-32/64	SPS800932	**
2-1/2	9-40/64	SPS800940	**
2-1/2	9-48/64	SPS800948	**
2-1/2	10-32/64	SPS101032	**
2-1/2	10-48/64	SPS101048	**
2-1/2	10-56/64	SPS101056	**
2-1/2	11	SPS101100	**
2-1/2	11-16/64	SPS101116	**
2-1/2	11-32/64	SPS101132	**
2-1/2	11-48/64	SPS101148	**
2-1/2	12-32/64	SPS121232	**
2-1/2	12-48/64	SPS121248	**

hose size	sleeve i.d.	part number	list each	hose size	sleeve i.d.	part number	list each
3	3-28/64	SPS300328S	**	1-1/2	1-50/64	SSS150150S	**
3	3-32/64	SPS300332S	**	1-1/2	2	SSS150200S	**
3	3-36/64	SPS300336S	**	1-1/2	2-4/64	SSS150204S	**
3	3-40/64	SPS300340S	**	1-1/2	2-8/64	SSS150208S	**
3	3-44/64	SPS300344S	**	1-1/2	2-12/64	SSS150212S	**
3	3-48/64	SPS300348S	**	1-1/2	2-16/64	SSS150216S	**
3	3-52/64	SPS300352S	**	1-1/2	2-20/64	SSS150220S	**
3	3-56/64	SPS300356S	**	1-1/2	2-24/64	SSS150224S	**
3	3-60/64	SPS300360S	**	2	2-8/64	SSS200208S	**
3	4	SPS300400S	**	2	2-16/64	SSS200216S	**
4	4-16/64	SPS400416S	**	2	2-24/64	SSS200224S	**
4	4-24/64	SPS400424S	**	2	2-28/64	SSS200228S	**
4	4-32/64	SPS400432S	**	2	2-32/64	SSS200232S	**
4	4-36/64	SPS400436S	**	2	2-36/64	SSS200236S	**
4	4-40/64	SPS400440S	**	2	2-40/64	SSS200240S	**
4	4-44/64	SPS400444S	**	2	2-44/64	SSS200244S	**
4	4-48/64	SPS400448S	**	2	2-48/64	SSS200248S	**
4	4-52/64	SPS400452S	**	2	2-52/64	SSS200252S	**
4	4-56/64	SPS400456S	**	2	2-56/64	SSS200256S	**
4	4-60/64	SPS400460S	**	2	2-60/64	SSS200260S	**
4	5	SPS400500S	**	2-1/2	3	SSS250300S	**
5	5-36/64	SPS500536	**	2-1/2	3-8/64	SSS250308S	**
5	5-48/64	SPS500548	**	2-1/2	3-16/64	SSS250316S	**
5	5-60/64	SPS500560	**	2-1/2	3-24/64	SSS250324S	**
6	6-16/64	SPS600616	**	2-1/2	3-32/64	SSS250332S	**
6	6-24/64	SPS600624	**	3	3-8/64	SSS300308S	**
6	6-32/64	SPS600632	**	3	3-16/64	SSS300316S	**
6	6-40/64	SPS600640	**	3	3-24/64	SSS300324S	**
6	6-48/64	SPS600648	**	3	3-24/64	SSS300328S	**
6	6-56/64	SPS600656	**	3	3-28/64	SSS300332S	**
6	7	SPS600700	**	3	3-36/64	SSS300336S	**
6	7-8/64	SPS600708	**	3	3-40/64	SSS300340S	**
6	7-16/64	SPS600716	**	3	3-44/64	SSS300344S	**
6	7-24/64	SPS600724	**	3	3-48/64	SSS300348S	**
8	8-16/64	SPS800816	**	3	3-52/64	SSS300352S	**
8	8-32/64	SPS800832	**	3	3-56/64	SSS300356S	**
8	8-40/64	SPS800840	**	3	3-60/64	SSS300360S	**
8	8-48/64	SPS800848	**	3	4	SSS300400S	**
8	9	SPS800900	**	4	4-16/64	SSS400416S	**
8	9-16/64	SPS800916	**	4	4-24/64	SSS400424S	**
8	9-32/64	SPS800932	**	4	4-32/64	SSS400432S	**
8	9-40/64	SPS800940	**	4	4-36/64	SSS400436S	**
8	9-48/64	SPS800948	**	4	4-40/64	SSS400440S	**
10	10-32/64	SPS101032	**	4	4-44/64	SSS400444S	**
10	10-48/64	SPS101048	**	4	4-48/64	SSS400448S	**
10	10-56/64	SPS101056	**	4	4-52/64	SSS400452S	**
10	11	SPS101100	**	4	4-56/64	SSS400456S	**
10	11-16/64	SPS101116	**	4	4-60/64	SSS400460S	**
10	11-32/64	SPS101132	**	4	5	SSS400500S	**
10	11-48/64	SPS101148	**	6	6-16/64	SSS600616	**
12	12-32/64	SPS121232	**	6	6-24/64	SSS600624	**
12	12-48/64	SPS121248	**	6	6-32/64	SSS600632	**
				6	6-40/64	SSS600640	**
				6	6-48/64	SSS600648	**
				6	6-56/64	SSS600656	**
1/2	1	SSS050100S	**	6	7	SSS600700	**
3/4	1-4/64	SSS075104S	**	6	7-8/64	SSS600708	**
3/4	1-8/64	SSS075108S	**	6	7-16/64	SSS600716	**
3/4	1-12/64	SSS075112S	**	6	7-24/64	SSS600724	**
3/4	1-16/64	SSS075116S	**	8	8-48/64	SSS800848	**
3/4	1-20/64	SSS075120S	**	9	9	SSS800900	**
3/4	1-24/64	SSS075124S	**	10		SSS101XXX	**
3/4	1-28/64	SSS075128S	**	12		SSS121XXX	**
3/4	1-32/64	SSS100132S	**				
3/4	1-36/64	SSS100136S	**				
3/4	1-40/64	SSS100140S	**				
3/4	1-44/64	SSS100144S	**				
3/4	1-48/64	SSS100148S	**				

**304 Stainless**

# Glossary of Campbell Crimpnology™ Terms

---

**Crimp Chart:** a chart designed to assist in determining the crimp spec, which includes allowances for serration style, fitting and ferrule/sleeve O.D. and design.

**Crimp Spec (or specification):** the outside diameter of the ferrule/sleeve after assembling and crimping.

**Cut-slots:** notches cut into the turned-in end of a ferrule that allows the interlock portion to crimp straight down into the fitting interlock without opening outward during crimping.

**Ferrule:** a tube-like product with one end turned in, so as to affect an interlock into a groove on a mating fitting or coupling.

**Ferrule Length:** the overall length of the ferrule as measured from the turn-in end to the open end.

**Ferrule/Sleeve I.D.:** the inside bowl diameter of the ferrule; the inside diameter of the sleeve; the inside diameter of either where the hose is placed.

**Gauge:** the thickness of the ferrule/sleeve material.

**Interlock Groove:** a groove designed into the fitting/coupling to accept the turn-in end of the ferrule.

**Shank Length:** the hose barb area measured from the end of the fitting to the interlock groove.

**Sleeve:** a tube-like product with no interlock provisions.

**Sleeve Length:** the overall length of the sleeve from end to end.

**Turn-in:** the interlocking end of the ferrule.

# Campbell Fittings |



**GOODYEAR**  
RUBBER PRODUCTS, INC.

727-342-5088

You can also email us at  
[GRP@goodyearrubberproducts.com](mailto:GRP@goodyearrubberproducts.com)

# Small Diameter Multi-Purpose Fittings

## MALE & FEMALE INSERT FITTINGS

Insert fittings are precision screw machined in steel, stainless steel and brass.

### Recommended use

- Low pressure air, water

### Recommended hose attachment

- Brass Crimp-on Ferrules
- Worm Gear Clamps
- Preformed Band Clamps

## BRASS PUSH-ON FITTINGS



### Recommended use

- Low pressure air, water

### Recommended hose attachment

- None - When used with special Push-on Hose, no clamp or ferrule is needed. The liner of the hose grabs securely onto the barb of the fitting.

**DO NOT use Push-on Fittings with conventional hose.**

## BRASS GARDEN HOSE COUPLINGS


Precision screw machined from brass. Available with short shank or long shank.

### Recommended use

- Low pressure water

### Recommended hose attachment

- Brass Crimp-on Ferrules
- Worm Gear Clamps
- Preformed Band Clamps




## BRASS FERRULES

Brass ferrules are lightweight, easy to assemble, and provide a smooth outer surface.

### Recommended use

- Crimp-on hose assemblies to secure hose and fittings for low-pressure air and water applications

## BARBED HOSE INSERTS



### MALE INSERT



#### Plated Steel

hose x npt	part number	list each
1/4 X 1/8	SM-0402	**
1/4 X 1/4	SM-0404	**
1/4 X 3/8	SM-0406	**
3/8 X 1/8	SM-0602	**
3/8 X 1/4	SM-0604	**
3/8 X 3/8	SM-0606	**
3/8 X 1/2	SM-0608	**
1/2 X 1/4	SM-0804	**
1/2 X 3/8	SM-0806	**
1/2 X 1/2	SM-0808	**
1/2 X 3/4	SM-0812	**
3/4 X 1/2	SM-1208	**
3/4 X 3/4	SM-1212	**
1 X 3/4	SM-1612	**
1 X 1	SM-1616	**

#### 316 Stainless

1/4 X 1/8	SSM-0402	**
1/4 X 1/4	SSM-0404	**
1/4 X 3/8	SSM-0406	**
3/8 X 1/4	SSM-0604	**
3/8 X 3/8	SSM-0606	**
3/8 X 1/2	SSM-0608	**
1/2 X 1/4	SSM-0804	**
1/2 X 3/8	SSM-0806	**
1/2 X 1/2	SSM-0808	**
1/2 X 3/4	SSM-0812	**
5/8 X 1/2	SSM-1008	**
3/4 X 1/2	SSM-1208	**
3/4 X 3/4	SSM-1212	**
3/4 X 1	SSM-1216	**
1 X 3/4	SSM-1612	**
1 X 1	SSM-1616	**

### Brass

hose x npt	part number	list/100	carton qty
1/4 X 1/8	BM-0402	**	25
1/4 X 1/4	BM-0404	**	25
1/4 X 3/8	BM-0406	**	25
5/16 X 1/8	BM-0502	**	25
5/16 X 1/4	BM-0504	**	25
3/8 X 1/8	BM-0602	**	25
3/8 X 1/4	BM-0604	**	25
3/8 X 3/8	BM-0606	**	25
3/8 X 1/2	BM-0608	**	25
1/2 X 1/4	BM-0804	**	25
1/2 X 3/8	BM-0806	**	25
1/2 X 1/2	BM-0808	**	25
1/2 X 3/4	BM-0812	**	25
5/8 X 3/8	BM-1006	**	25
5/8 X 1/2	BM-1008	**	25
5/8 X 3/4	BM-1012	**	25
3/4 X 1/2	BM-1208	**	25
3/4 X 3/4	BM-1212	**	25
1 X 3/4	BM-1612	**	25
1 X 1	BM-1616	**	25
1-1/4 X 1	BM-2016	**	25

### FEMALE INSERT



#### Brass

hose x npt	part number	list/100	carton qty
1/4 X 1/8	BF-0402	**	25
1/4 X 1/4	BF-0404	**	25
5/16 X 1/4	BF-0504	**	25
1/2 X 3/8	BF-0806	**	25
1/2 X 1/2	BF-0808	**	25

### HOSE MENDER



#### Brass

hose size	part number	list/100	carton qty
1/4 X 1/4	BH-0404	**	25
5/16 X 5/16	BH-0505	**	25
3/8 X 3/8	BH-0606	**	25
1/2 X 1/2	BH-0808	**	25
5/8 X 5/8	BH-1010	**	25
3/4 X 3/4	BH-1212	**	25

### FEMALE SWIVEL (with ball seat)



#### Brass

hose x npsm	part number	list/100	carton qty
1/4 X 1/4	BFS-0404	**	25
5/16 X 1/4	BFS-0504	**	25
3/8 X 1/4	BFS-0604	**	25
3/8 X 3/8	BFS-0606	**	25
1/2 X 3/8	BFS-0806	**	25
1/2 X 1/2	BFS-0808	**	25
3/4 X 3/4	BFS-1212	**	25



## BRASS PUSH-ON FITTINGS

### MALE PUSH-ON



hose x npt	part number	list/100	carton qty
1/4 X 1/8	BMP-0402	**	25
1/4 X 1/4	BMP-0404	**	25
1/4 X 3/8	BMP-0406	**	25
5/16 X 1/4	BMP-0504	**	25
3/8 X 1/8	BMP-0602	**	25
3/8 X 1/4	BMP-0604	**	25
3/8 X 3/8	BMP-0606	**	25
3/8 X 1/2	BMP-0608	**	25
1/2 X 1/4	BMP-0804	**	25
1/2 X 3/8	BMP-0806	**	25
1/2 X 1/2	BMP-0808	**	25
1/2 X 3/4	BMP-0812	**	25
5/8 X 3/8	BMP-1008	**	25
5/8 X 1/2	BMP-1012	**	25
3/4 X 1/2	BMP-1208	**	25
3/4 X 3/4	BMP-1212	**	25

### FEMALE PUSH-ON



hose x npt	part number	list/100	carton qty
1/4 X 1/8	BFP-0402	**	25
1/4 X 1/4	BFP-0404	**	25
5/16 X 1/4	BFP-0504	**	25
3/8 X 1/4	BFP-0604	**	25
3/8 X 3/8	BFP-0606	**	25
1/2 X 3/8	BFP-0806	**	25
1/2 X 1/2	BFP-0808	**	25

### HOSE MENDER PUSH-ON



hose size	part number	list/100	carton qty
1/4 X 1/4	BHP-0404	**	25
5/16 X 5/16	BHP-0505	**	25
3/8 X 3/8	BHP-0606	**	25
1/2 X 1/2	BHP-0808	**	25
5/8 X 5/8	BHP-1010	**	25
3/4 X 3/4	BHP-1212	**	25



## MACHINED BRASS GARDEN HOSE COUPLINGS

### GARDEN HOSE SET



hose size	part number	list each	carton qty
3/8	GHS-06	**	25
1/2	GHS-08	**	25
5/8	GHS-10	**	25
3/4	GHS-12	**	25
1(NPSH)	NPS-16	**	25

### GARDEN HOSE FEMALE



hose size	part number	list each	carton qty
3/8	GHF-06	**	25
1/2	GHF-08	**	25
5/8	GHF-10	**	25
3/4	GHF-12	**	25
1(NPSH)	NPF-16	**	25

### GARDEN HOSE MALE



hose size	part number	list each	carton qty
3/8	GHM-06	**	25
1/2	GHM-08	**	25
5/8	GHM-10	**	25
3/4	GHM-12	**	25
1(NPSH)	NPM-16	**	25

### WASHER



washer size	part number	list/100	carton qty
3/4	GHW-12	**	100
1(NPSH)	GHW-16	**	100



## BRASS FERRULES



i.d. x length	pierce dia.	part number	list/100	bag qty.
0.410 X 0.500	0.266	F-222	**	50
0.450 X 0.563	0.344	F-316	**	50
0.478 X 0.687	0.328	F-157	**	50
0.500 X 0.500	0.344	F-225	**	50
0.500 X 1.000	0.344	F-265	**	50
0.525 X 0.500	0.344	F-230	**	50
0.525 X 1.000	0.375	F-268	**	50
0.531 X 1.000	0.438	F-273	**	50
0.548 X 0.484	0.375	F-236	**	50
0.562 X 1.000	0.438	F-278	**	50
0.575 X 0.484	0.438	F-031	**	50
0.593 X 1.000	0.438	F-284	**	50
0.600 X 0.500	0.500	F-030	**	50
0.625 X 0.500	0.500	F-028	**	50
0.625 X 1.000	0.438	F-288	**	50
0.650 X 0.500	0.500	F-025	**	50
0.656 X 1.000	0.438	F-294	**	50
0.675 X 0.516	0.500	F-022	**	50
0.687 X 1.000	0.500	F-300	**	50
0.700 X 0.516	0.500	F-018	**	50
0.718 X 1.000	0.625	F-302	**	50
0.718 X 1.000	0.500	F-302B	**	50
0.725 X 0.531	0.500	F-016	**	50
0.750 X 0.531	0.500	F-013	**	50
0.750 X 1.000	0.625	F-305	**	50
0.750 X 1.000	0.500	F-305B	**	50
0.775 X 0.563	0.500	F-009	**	50
0.782 X 1.000	0.625	F-310	**	50
0.782 X 1.000	0.500	F-310B	**	50
0.812 X 1.000	0.562	F-314	**	50
0.825 X 0.547	0.625	F-001	**	50
0.875 X 0.844	0.562	F-255	**	50
0.937 X 0.844	0.688	F-242	**	50
0.975 X 0.844	0.688	F-181	**	50
1.150 X 0.844	0.875	F-241	**	50


PHONE 800-367-3678  
FAX 800-367-3670  
SALES@CAMPBELLFITTINGS.COM  
WWW.CAMPBELLFITTINGS.COM

---

**GOODYEAR**  
RUBBER PRODUCTS, INC.

 **727-342-5088**

You can also email us at  
**GRP@goodyearrubberproducts.com**



# STRAPBINDER

## PREFORMED BAND CLAMPS, BANDING, BUCKLES, AND TOOLS



### CENTER PUNCH CLAMPS

Strapbinder's double wrapped center punch preformed hose clamps are available in various materials and diameters to satisfy a wide variety of applications.

### SMOOTH SEAL™ J-SERIES CLAMPS

Strapbinder J-Series clamps are ideal for most industrial hose clamping applications.

### POW'R-TIGHT™ CLAMPS

The Strapbinder Pow'r-Tight clamps deliver best-in-class performance for demanding applications ideal for thick walled and higher durometer hose. Stronger than the J-Series clamp, the Pow'r-Tight is constructed with 3/4" wide T201 1/4" hard stainless steel for exceptional band strength. The Pow'r-Tight has a smooth seal design for gap free contact, a heavy duty buckle, and is double wrapped to provide optimal holding power.

### POW'R-WRAP™ TIES

The Strapbinder Pow'r-Wrap is a stainless steel tie that is dependable, easy to apply, and can be used in a broad range of fastening, securing, and sealing applications. The Pow'r-Wrap is constructed with 304 stainless steel for exceptional corrosion resistance in outdoor environments. The tie is a smooth seal design for gap free contact & tensions, cuts and locks for quick and easy application. It can be used for the securement of ducting, tags, hoses, cable bundles and constant velocity boots.

### GRIPCLAMP TOOL

Strapbinder's battery powered GripClamp tool tensions, locks and cuts the strap, eliminating the need for multiple tools, saving you time and money. Its versatile design can be used for J-Series, center punch and band and buckle applications.

For more product details, visit [CampbellFittings.com](http://CampbellFittings.com) to download the Strapbinder catalog.



## WORM GEAR & T-BOLT CLAMPS



Worm gear clamps are available in multiple styles including Micro-Gear, Hy-Gear, Snaplock, and Lined.



T-bolt clamps provide uniform sealing pressure for a positive, reliable seal. Designed for use in high vibration and large diameter applications common in heavy trucks, industrial machinery, off-road equipment, agricultural irrigation and machinery.

For more product details, visit [CampbellFittings.com](http://CampbellFittings.com) to download the Ideal Tridon catalog.



**PREFORMED BAND CLAMPS**

**CENTER PUNCH**

**201 Stainless**

clamp width	clamp id.	part number	list/100	carton qty.
3/8	13/16	HBCP3S	**	100
3/8	1-3/8	HBCP311S	**	100
5/8	1	HBCP4S	**	100
5/8	1-1/4	HBCP5S	**	100
5/8	1-1/2	HBCP6S	**	100
5/8	1-3/4	HBCP7S	**	100
5/8	2	HBCP8S	**	100
5/8	2-1/4	HBCP9S	**	100
5/8	2-1/2	HBCP10S	**	50
5/8	2-3/4	HBCP11S	**	50
5/8	3	HBCP12S	**	50
5/8	3-1/2	HBCP14S	**	50
5/8	4	HBCP16S	**	25
5/8	4-1/2	HBCP18S	**	25
5/8	5	HBCP20S	**	25
5/8	6	HBCP24S	**	25
5/8	7	HBCP28S	**	25
5/8	8	HBCP32S	**	25

**Galvanized Steel**

clamp width	clamp id.	part number	list/100	carton qty.
3/8	13/16	HBCP3	**	100
3/8	1-3/8	HBCP311	**	100
5/8	1	HBCP4	**	100
5/8	1-1/4	HBCP5	**	100
5/8	1-1/2	HBCP6	**	100
5/8	1-3/4	HBCP7	**	100
5/8	2	HBCP8	**	100
5/8	2-1/4	HBCP9	**	100
5/8	2-1/2	HBCP10	**	50
5/8	2-3/4	HBCP11	**	50
5/8	3	HBCP12	**	50
5/8	3-1/2	HBCP14	**	50
5/8	4	HBCP16	**	25
5/8	4-1/2	HBCP18	**	25
5/8	5	HBCP20	**	25
5/8	6	HBCP24	**	25
5/8	7	HBCP28	**	25
5/8	8	HBCP32	**	25

**SMOOTH SEAL™ J-SERIES**

**201 Stainless**

clamp width	clamp id.	part number	list/100	carton qty.
1/4	1	HBJS242	**	100
1/4	1-3/8	HBJS241	**	100
3/8	13/16	HBJS201	**	100
3/8	1	HBJS243	**	100
3/8	1-3/8	HBJS202	**	100
3/8	2	HBJS245	**	100
1/2	1	HBJS203	**	100
1/2	1-1/4	HBJS204	**	100
5/8	1-1/2	HBJS205	**	100
5/8	1-3/4	HBJS206	**	100
5/8	2	HBJS207	**	100
5/8	2-1/4	HBJS208	**	100
5/8	2-1/2	HBJS209	**	100
3/4	2-3/4	HBJS210	**	50
3/4	3	HBJS211	**	50
3/4	3-1/2	HBJS212	**	50
3/4	4	HBJS213	**	25
3/4	4-1/2	HBJS214	**	25
3/4	5	HBJS215	**	25
3/4	6	HBJS216	**	25
3/4	7	HBJS218	**	25
3/4	8	HBJS219	**	25

**Galvanized Steel**

clamp width	clamp id.	part number	list/100	carton qty.
3/8	13/16	HBJS301	**	100
3/8	1	HBJS343	**	100
3/8	1-3/8	HBJS302	**	100
1/2	1-1/4	HBJS304	**	100
5/8	1-1/2	HBJS305	**	100
5/8	1-3/4	HBJS306	**	100
5/8	2	HBJS307	**	100
5/8	2-1/2	HBJS309	**	100
3/4	3	HBJS311	**	50
3/4	3-1/2	HBJS312	**	50
3/4	4	HBJS313	**	25
3/4	4-1/2	HBJS314	**	25
3/4	4	HBJS315	**	25

**POW'R-TIGHT™ CLAMP**

**201 Stainless**

clamp width	clamp id.	part number	list/100	carton qty.
3/4	2	HDSSL227	**	100
3/4	2-1/4	HDSSL210	**	50
3/4	3	HDSSL211	**	50
3/4	3-1/2	HDSSL212	**	50
3/4	4	HDSSL213	**	25
3/4	4-1/2	HDSSL214	**	25
3/4	5	HDSSL215	**	25
3/4	6	HDSSL216	**	25
3/4	6-1/2	HDSSL217	**	25
3/4	7	HDSSL218	**	25
3/4	8	HDSSL219	**	25
3/4	9	HDSSL228	**	10

## POW'R-WRAP™ TIES

### 304 Stainless Steel

clamp width	clamp length	part number	list/100	carton qty
1/4	10	HBPW211	**	500
1/4	16.5	HBPW212	**	500
1/4	22.5	HBPW213	**	500
1/4	29	HBPW214	**	500
1/4	35	HBPW215	**	500

## IDENTIFICATION TAGS

### 304 Stainless Steel

width in.	length in.	part number	list/100	carton qty
3/4	3-1/2	ST750350	**	100

### 316 Stainless Steel

3/4	2	ST750200	**	100
1-1/2	2-12	ST150250	**	100

## BANDING, BUCKLES, AND TOOLS

## 100FT. SELF DISPENSING COILS

### 304 Stainless

band width	part number	list/100ft.	qty/coil
1/4	ST202	**	100 ft.
3/8	ST203	**	100 ft.
1/2	ST204	**	100 ft.
5/8	ST205	**	100 ft.
3/4	ST206	**	100 ft.
1/2	ST404	**	100 ft.
3/4	ST406	**	100 ft.

## 100FT. PLASTIC TOTES

### 201 Stainless

band width	part number	list/100ft.	qty/coil
1/2	ST204B	**	100 ft.
5/8	ST205G	**	100 ft.
3/4	ST206R	**	100 ft.

## BIGBINDER BAND

### 201 Stainless

band width	part number	list/100ft.	qty/coil
3/4	ST430	**	100 ft.
1	ST431	**	100 ft.
1-1/4	ST432	**	100 ft.

## BUCKLES

### Ear Style - 201 Stainless Steel

width	part number	list/100	carton qty
1/4	ST252	**	100
3/8	ST253	**	100
1/2	ST254	**	100
5/8	ST255	**	100
3/4	ST256	**	100

### Heavy Duty - 201 Stainless Steel

3/4	ST440	**	25
1	ST441	**	25
1	ST442	**	25

## WING SEALS

### 304 Stainless Steel

width	part number	list/100	carton qty
1/2	ST154	**	100
3/4	ST156	**	100

## SCREWBINDER™ BUCKLES

### 201 Stainless Steel

width	part number	list/100	carton qty
3/4	ST726	**	25

## GRIP CLAMP TOOL

part number	description	list each
800500	Battery Powered J-Series Clamping Tool	**
800505	Battery Powered J-Series Bench Mounted System	**
800800	Battery Powered Center Punch Tensioning Tool	**
800805	Battery Powered Band and Buckle Tensioning Tool	**

## GRIP CLAMP TOOL ACCESSORIES

part number	description	list each
800638	Center Punch Attachment	**
800637	Band and Buckle Attachment	**
800802	J-Series Attachment	**
800293	18V Lithium Ion Battery	**
800294	Charger	**
800489	Foot Petal	**
800506	Bench Mount Fixture	**
800521	Spare Battery & Charger	**

## CENTER PUNCH TOOL & ADAPTER

part number	description	list each
HBC-300	for 5/8" wide clamps	**
HBC-032	adapter for 3/8" clamps	**

**F38**

part number	description	list each
F38	light duty ratchet tool for 2/8" and 5/8" clamps	**

**SPIN TIGHT TOOL**

part number	description	list each
ST402B	for heavy duty applications	**

**SPIN TIGHT TOOL**

part number	description	list each
ST-001	spin tight tensioner	**
HBJ-001	adaptor for ST-001	**



**MICRO GEAR 62M**

**Screw: 302 Stainless Steel**

**Band: 301 Stainless Steel**

size	min	max	part number	list/100	carton qty
04	5/16	5/8	62604	**	10
05	5/16	3/4	62M05	**	10
06	5/16	7/8	62606	**	10
08	7/16	1	62M08	**	10
10	1/2	1-1/16	62M10	**	10
12	9/16	1-1/4	62M12	**	10
16	11/16	1-1/2	62M16	**	10
20	3/4	1-3/4	62M20	**	10

**MICRO GEAR 62P**

**Screw: Plated Carbon Steel**

**Band: 301 Stainless Steel**

size	min	max	part number	list/100	carton qty
04	5/16	5/8	6204	**	10
05	5/16	3/4	62P05	**	10
06	5/16	7/8	6206	**	10
08	7/16	1	62P08	**	10
10	1/2	1-1/16	62P10	**	10
12	9/16	1-1/4	62P12	**	10
16	11/16	1-1/2	62P16	**	10
20	3/4	1-3/4	62P20	**	10

**1/2" HY-GEAR 67-4**

**Screw: 305 Stainless Steel**

**Band: 301 Stainless Steel**

size	min	max	part number	list/100	carton qty
6	3/8	7/8	67004-0006	**	10
8	7/16	1	67004-0008	**	10
10	1/2	1-1/16	67004-0010	**	10
12	1/2	1-1/4	67004-0012	**	10
16	11/16	1-1/2	67004-0016	**	10
20	3/4	1-3/4	67004-0020	**	10
24	1	2	67004-0024	**	10
28	1-1/4	2-1/4	67004-0028	**	10
32	1-1/2	2-1/2	67004-0032	**	10
36	3/4	2-3/4	67004-0036	**	10
40	1	3	67004-0040	**	10
44	1-1/4	3-1/4	67004-0044	**	10
48	1-1/2	3-1/2	67004-0048	**	10
52	1-3/4	3-3/4	67004-0052	**	10
56	2	4	67004-0056	**	10
60	2-1/4	4-1/4	67004-0060	**	10
64	2-1/2	4-1/2	67004-0064	**	10
72	3	5	67004-0072	**	10
80	3-1/2	5-1/2	67004-0080	**	10
88	4	6	67004-0088	**	10
96	4-1/2	6-1/2	67004-0096	**	10
104	5	7	67004-0104	**	10
128	6-1/2	8-1/2	67004-0128	**	10
152	2	10	67004-0152	**	10
164	1-3/4	10-3/4	67004-0164	**	10
188	2	12-1/4	67004-0188	**	10
208	11-1/4	13-1/2	67004-0208	**	10
212	11-1/2	13-3/4	67004-0212	**	10
224	12-1/2	14-1/2	67004-0224	**	10
236	13-1/4	15-1/4	67004-0236	**	10
248	1-3/4	16	67004-0248	**	10
270	15-1/4	17-1/2	67004-0270	**	10
312	18	20	67004-0312	**	10
332	19-1/4	21-1/4	67004-0332	**	10
390	14-1/2	25	67004-0390	**	10
569	32	36-1/4	67004-0569	**	10

### 9/16" HY-GEAR 63-4

**Screw: 305 Stainless Steel**  
**Band: 301 Stainless Steel**

size	min	max	part number	list/100	carton qty
6	3/8	7/8	63004-0006	**	10
8	7/16	1	63004-0008	**	10
10	1/2	1-1/16	63004-0010	**	10
12	1/2	1-1/4	63004-0012	**	10
16	11/16	1-1/2	63004-0016	**	10
20	3/4	1-3/4	63004-0020	**	10
24	1	2	63004-0024	**	10
28	1-1/4	2-1/4	63004-0028	**	10
32	1-1/2	2-1/2	63004-0032	**	10
36	3/4	2-3/4	63004-0036	**	10
40	1	3	63004-0040	**	10
44	1-1/4	3-1/4	63004-0044	**	10
48	1-1/2	3-1/2	63004-0048	**	10
52	1-3/4	3-3/4	63004-0052	**	10
56	2	4	63004-0056	**	10
60	2-1/4	4-1/4	63004-0060	**	10
152	2-1/2	10	63004-0152	**	10

### SNAPLOCK 550

**Screw: 410 Stainless Steel**  
**Band: 201 Stainless Steel**

size	min	max	part number	list/100	carton qty
20	3/4	1-3/4	550-020	**	10
28	1	2-1/4	550-028	**	10
36	1	2-3/4	550-036	**	10
48	1-1/2	3-1/2	550-048	**	10
56	1	4	550-056	**	10
72	2	5	550-072	**	10
88	2	6	550-088	**	10
104	2-7/8	7	550-104	**	10
128	1-3/4	8-1/2	550-128	**	10
152	2	10	550-152	**	10
188	2	12-1/4	550-188	**	10
216	10-3/16	14	550-216	**	10
248	1-3/4	16	550-248	**	10
280	14-1/4	18	550-280	**	10
312	1-7/8	20	550-312	**	10

### LINED 615

**Screw: 305 Stainless Steel**  
**Band: 201 Stainless Steel**

size	min	max	part number	list/100	carton qty
6	1/2	7/8	615-006	**	10
8	5/8	1	615-008	**	10
10	11/16	1-1/16	615-010	**	10
12	11/16	1-1/4	615-012	**	10
16	3/4	1-1/2	615-016	**	10
20	1	1-3/4	615-020	**	10
24	1-1/16	2	615-024	**	10
28	1-5/16	2-1/4	615-028	**	10
32	1-9/16	2-1/2	615-032	**	10
36	1-13/16	2-3/4	615-036	**	10
40	2-1/16	3	615-040	**	10
44	2-5/16	3-1/4	615-044	**	10
48	2-9/16	3-1/2	615-048	**	10

## IMPORTED CLAMPS

### DOUBLE BOLT CLAMPS

Ductile Iron		part number	list each
hose o.d. min.	hose o.d. max.		
7/8	1-1/8	SL-29	**
1-3/16	1-5/16	SL-34	**
1-5/16	1-17/32	SL-40	**
1-3/4	1-31/32	SL-49	**
2-3/16	2-9/16	SL-60	**
2-5/16	2-15/16	SL-76	**
3-3/16	3-3/4	SL-94	**
3-7/16	3-13/16	400	**
4	4-3/8	463	**
4-1/2	5-1/8	525	**
4-11/16	5-1/8	550	**
5-1/2	5-15/16	600	**
6-1/8	6-7/8	675	**
6-7/8	7-3/8	769	**
7-3/8	8	818	**
8-1/4	8-7/8	875	**
8-15/16	9-3/4	988	**
9-5/16	11-3/8	1125	**
11-3/16	13	1275	**
13-3/16	15	1450	**
15-1/16	17-1/2	1700	**




### SPIRAL CLAMPS

(right hand a.k.a. clockwise)

Plated Steel		part number	list each
hose size			
1-1/2		SC-150	**
2		SC-200	**
2-1/2		SC-250	**
3		SC-300	**
4		SC-400	**
5		SC-500	**
6		SC-600	**
8		SC-800	**
10		SC-1000	**
12		SC-1200	**





T-BOLT CLAMPS

T-BOLT CLAMPS

**Bolt & Trunion: Galvanized Steel**  
**Band: Stainless Steel**

nom dia	min	max	part number	list each	bag qty
1.31	1.25	1.41	30050-0131-051	**	10
1.50	1.34	1.56	30050-0150-051	**	10
1.63	1.47	1.69	30050-0163-051	**	10
1.75	1.59	1.81	30050-0175-051	**	10
1.88	1.72	1.94	30050-0188-051	**	10
2.00	1.84	2.06	30050-0200-051	**	10
2.12	1.96	2.18	30050-0212-051	**	10
2.25	2.09	2.31	30050-0225-051	**	10
2.38	2.22	2.44	30050-0238-051	**	10
2.50	2.34	2.56	30050-0250-051	**	10
2.56	2.33	2.62	30050-0256-051	**	10
2.63	2.40	2.69	30050-0263-051	**	10
2.75	2.52	2.81	30050-0275-051	**	10
2.88	2.65	2.94	30050-0288-051	**	10
3.00	2.77	3.06	30050-0300-051	**	10
3.12	2.87	3.18	30050-0312-051	**	10
3.25	3.02	3.31	30050-0325-051	**	10
3.50	3.27	3.56	30050-0350-051	**	10
3.62	3.39	3.68	30050-0362-051	**	10
3.75	3.52	3.81	30050-0375-051	**	10
3.82	3.59	3.88	30050-0382-051	**	10
4.00	3.77	4.06	30050-0400-051	**	10
4.25	4.02	4.31	30050-0425-051	**	10
4.50	4.27	4.56	30050-0450-051	**	10
4.75	4.52	4.81	30050-0475-051	**	10
5.00	4.77	5.06	30050-0500-051	**	10
5.25	5.02	5.31	30050-0525-051	**	10
5.50	5.27	5.56	30050-0550-051	**	10
5.75	5.52	5.81	30050-0575-051	**	10
6.00	5.77	6.06	30050-0600-051	**	10
6.25	6.02	6.31	30050-0625-051	**	10
6.50	6.27	6.56	30050-0650-051	**	10
6.75	6.52	6.81	30050-0675-051	**	10
7.00	6.77	7.06	30050-0700-051	**	10
7.25	7.02	7.31	30050-0725-051	**	10
7.50	7.27	7.56	30050-0750-051	**	10
8.00	7.77	8.06	30050-0800-051	**	10
8.25	8.02	8.31	30050-0825-051	**	10
8.50	8.27	8.56	30050-0850-051	**	10
8.88	8.65	8.94	30050-0888-051	**	10
9.00	8.77	9.06	30050-0900-051	**	10
9.50	9.27	9.56	30050-0950-051	**	10
10.00	9.77	10.06	30050-1000-051	**	10
10.88	10.65	10.94	30050-1088-051	**	10
12.00	11.77	12.06	30050-1200-051	**	10

T-BOLT CLAMPS

**Bolt & Trunion: Galvanized Steel**  
**Band: Stainless Steel**

nom dia	min	max	part number	list each	bag qty
1.31	1.25	1.41	30051-0131-051	**	10
1.50	1.34	1.56	30051-0150-051	**	10
1.63	1.47	1.69	30051-0163-051	**	10
1.75	1.59	1.81	30051-0175-051	**	10
1.88	1.72	1.94	30051-0188-051	**	10
2.00	1.84	2.06	30051-0200-051	**	10
2.12	1.96	2.18	30051-0212-051	**	10
2.25	2.09	2.31	30051-0225-051	**	10
2.38	2.22	2.44	30051-0238-051	**	10
2.50	2.34	2.56	30051-0250-051	**	10
2.56	2.33	2.62	30051-0256-051	**	10
2.63	2.40	2.69	30051-0263-051	**	10
2.75	2.52	2.81	30051-0275-051	**	10
2.88	2.65	2.94	30051-0288-051	**	10
3.00	2.77	3.06	30051-0300-051	**	10
3.12	2.87	3.18	30051-0312-051	**	10
3.25	3.02	3.31	30051-0325-051	**	10
3.50	3.27	3.56	30051-0350-051	**	10
3.62	3.39	3.68	30051-0362-051	**	10
3.75	3.52	3.81	30051-0375-051	**	10
3.82	3.59	3.88	30051-0382-051	**	10
4.00	3.77	4.06	30051-0400-051	**	10
4.25	4.02	4.31	30051-0425-051	**	10
4.50	4.27	4.56	30051-0450-051	**	10
4.75	4.52	4.81	30051-0475-051	**	10
5.00	4.77	5.06	30051-0500-051	**	10
5.25	5.02	5.31	30051-0525-051	**	10
5.50	5.27	5.56	30051-0550-051	**	10
5.75	5.52	5.81	30051-0575-051	**	10
6.00	5.77	6.06	30051-0600-051	**	10
6.25	6.02	6.31	30051-0625-051	**	10
6.50	6.27	6.56	30051-0650-051	**	10
6.75	6.52	6.81	30051-0675-051	**	10
7.00	6.77	7.06	30051-0700-051	**	10
7.25	7.02	7.31	30051-0725-051	**	10
7.50	7.27	7.56	30051-0750-051	**	10
8.00	7.77	8.06	30051-0800-051	**	10
8.25	8.02	8.31	30051-0825-051	**	10
8.50	8.27	8.56	30051-0850-051	**	10
8.88	8.65	8.94	30051-0888-051	**	10
9.00	8.77	9.06	30051-0900-051	**	10
9.50	9.27	9.56	30051-0950-051	**	10
10.00	9.77	10.06	30051-1000-051	**	10
10.88	10.65	10.94	30051-1088-051	**	10
12.00	11.77	12.06	30051-1200-051	**	10
12.88	12.65	12.94	30051-1288-051	**	10

# PART NUMBER INDEX

part number	page number	part number	page number	part number	page number
62	65	BHS	8	DA-316	22
400	66	BM	57	DAAL	17
463	66	BMFB	34	DA-AL	22
525	66	BMFB-L	34	DA-BR	22
550	66	BMFB-N	35	DAL	15
600	66	BMFS	34	D-AL	20, 22
615	66	BMFS-L	34	D-ALS	20
675	66	BMFS-N	35	DASS	17
769	66	BMGS	8	DBR	16
800	64	BMHB	34	D-BR	20
818	66	BMHB-L	34	DC-316	21
875	66	BMHB-N	34	DCAL	16
988	66	BMHS	34	DC-AL	21
1125	66	BMHS-L	34	DC-ALS	21
1275	66	BMHS-N	34	DC-BR	21
1450	66	BMMB	34	DC-DI	21
1700	66	BMMB-L	34	DC-PP	21
30050	67	BMMB-N	35	DCSBR	16
30051	67	BMMS	34	DCSS	16
63004	66	BMMS-L	34	DC-SS	21
67004	65	BMMS-N	35	DD-316	22
100S	11	BMP	58	DDAL	17
206N	11	B-PP	19	DD-AL	22
206S	11	BSG	8	D-DI	19, 20
206VO	11	BSGS	8	DP-316	21
62M	65	BSS	15	DPAL	16
62P	65	B-SS	19	DP-AL	21
A-316	18	C&G-LOCKPIN	23	DP-BR	21
AA-316	22	C-316	19, 22	DP-DI	21
AA-AL	22	C-316-C	18	D-PP	20
AA-BR	22	CAB	7	DP-PP	21
AAL	15	CAL	15, 17	DPSS	16
A-AL	18, 22	C-AL	19, 22	DP-SS	21
AASS	17	C-AL-C	18	DSS	15
ABR	15	C-ALS	19	D-SS	20
A-BR	18, 19	CBB	7	DSV-AL	22
A-DI	19	CBR	15	E-316	20, 22
AHW	7	C-BR	19	E-316-C	18
A-PP	19	C-BR-C	18	EAL	16
ASS	15	C-DI	19	E-AL	20, 22
A-SS	18	CGSS	18	E-AL-C	18
ASV-AL	22	CJDC	40	EBR	16
B-316	19	CJDC-A	40	E-BR	20
BAL	15, 17	CJDP	40	E-BR-C	18
B-AL	19, 22	CJDP-A	40	E-DI	20
B-ALS	19	CJFS	40	E-PP	20
BATC 304	43	CJFS-A	40	E-S-C	18
BBR	15	CJFU	39	ESS	16, 17
B-BR	19	CJHS	39	E-SS	20
BF	57	CJMS	39	F	59
BFFB	34	CJN	40	F-316	20
BFFS	34	CJN-A	40	F38	65
BFGS	8	CJSS	39	FAB	7
BFHB	34	CJTS	39	FAL	16
BFHB-N	35	CJVS	39	F-AL	21, 22
BFHS	34	CJVS-A	39	FBB	7
BFHS-N	35	CJWS	39	FBR	16
BFMB	34	CL-316-C	18	F-BR	21
BFMB-N	35	CL-AL-C	18	F-DI	21
BFMS	34	CLIP	33	FE	33
BFMS-N	35	CPBR	17	FF150S	12
BFP	58	C-PP	19	FF150SS	12
BFS	57	CSB	7	FHAS-C	12
BG	23	C-S-C	18	FHASS-C	12
BGN	34	CSS	15, 17	FKM	23
BH	57	C-SS	19	FLPS	50
BHP	58	D-316	20	FLSS	51

part number	page number	part number	page number	part number	page number
F-PP	21	HES	6	TCC-DP	45
FPS	49	HESS	6	TCC-SQ	45
FPS-F	50	HFS	29	TCF 316	43
FPS-L	50	HJF	29	TCGB	45
FPS-S	50	HJFS	29	TCGB-W	45
FRAC-C	11	HJS	29	TCGE	45
FS150S	12	HMS	29	TCGS	45
FS150SS	12	HN	29	TCGT	45
FSB	7	HRPB	23	TCGV	45
FSS	16, 49, 50	HRPS	5	TCLW 316	43
F-SS	20	HRPSS	23	TCM 316	43
FSS-W	46	HRS	5	TCR-316	45
FT150S	12	HRSS	5	TCR-C	44
FT150SS	12	IC	29	TCSW 316	43
FV	8	IC-L	29	TF	35
GDC	29	IC-S	29	TF-N	36
GDS	28	IMS	27, 28	TFSS	35
GFS	28	IMS HW	27	TG	23
GFSS	28	IMSS	27, 28	TGN	36
GHF	58	IMSS-SW	27	THAS-C	12
GHM	58	IMS-SW	27, 28	THASS-C	12
GHS	58	LHRPSS	23	THS	8
GHW	58	MA	7	TLF	35
GJF	27	MB	7	TLF-L	35
GJF HW	27	ME	33	TLF-N	36
GJFS	28	MS	7	TLFSS	35
GJMS	28	NBPCT	46	TLH	35
GJS	27, 28	NS	6	TLHB	35
GJSS	28	NSTA	7	TLHB_N	36
GMS	28	NSTB	7	TLH-L	35
GN	29	NSTD	7	TLH-N	36
GWSS	28	PCTF	46	TLHSS	35
HAA	5	PCTFPH	46	TLM	35
HAB	5	PCTGB	46	TLM-L	35
HAGS	5	PCTGS	46	TLM-N	36
HAGS-C	11	PCTM-C	46	TLMSS	35
HAGSS	5	RATC 316	43	TM	35
HAGSS-C	11	RGJF	27	TM-N	36
HAHAST	5	RGJFSS	27	TMSS	35
HAHAST-C	11	RGJS	27	UF	33
HALPS-C	11	RGJSS	27	UFSS	33
HALPS-C SW	11	RGN	28	UG	33
HALSS-C SW	11	RGNSS	28	UH	33
HAPS	5	RHJF	29	UH-C	33
HAPS-C	11	RHN	29	UH-i	33
HAPS-C SW	11	RHS	8	UHSS	33
HAS	5	RN	6	ULF	33
HAS-BV	5	RNS	6	ULH	33
HAS-C SQ	11	SAL	52	ULM	33
HASS	5	SAN	44	ULW	33
HASS-BV	5	SC	66	UM	33
HASS-C	11	SGPC	18	UMSS	33
HASS-C SQ	11	SHS	8	VG	23
HASS-C SW	11	SJMSS	28	VO	29
HBC	64	SL	66	WC	29
HBCP	63	SM	57	WDESS	44
HBCP-S	63	SPS	51, 53	WDSS	44
HBJ	63, 65	SPS-S	53	WN	7
HBJS	63	SSM	57		
HBPW	64	SSS	52, 53		
HCB	6	ST	64, 65		
HCPS	6	SW	7		
HCSS	6	TCB	45		
HDS	29	TCC	45		
HDSL	63	TC-C	44		
HE	33	TC-C A316	43		
HEPS	6	TCC-BT	45		

# ALPHABETICAL INDEX

Air Hammer Couplings	29	Swivel Crimpnology Nipples	11
Ball & Socket Couplings	8	Swivel Male Stems	27
Band Clamps and Tools	63-65	TOE Nipples	6
Barbed Insert Fittings (Steel, Brass, Stainless)	57	Universal Couplings, Campbell	33
Brass Push-on Fittings	58	Universal Couplings (standard imported)	33
Cam & Groove Couplings, Insta-Lock	17	UniversaLock Couplings	33
Cam & Groove Couplings, Standard COBRA	18-22	Whip Check Safety Cables	30
Cam & Groove Couplings, Campbell COBRA	18	Wine Fittings	46
Cam & Groove Gaskets and Handles	23	Wine Ferrules	46
Campbell Coupling Selection Guide	1	Worm Gear Clamps	65-66
ChemJoint Male Stems	39	Wrenches (Spanner & Hydrant)	8
ChemJoint Viton Seal Couplings	39-40		
Clamps, Band	63		
Clamps, Double-Bolt (imported)	66		
Clamps, Interlocking 360 U-Bolt	30		
Clamps, Spiral	66		
Clamps, T-Bolt	67		
Clamps, Worm Gear	65-66		
Combination Nipples	5-6		
Cone Strainers (for use with Part C's)	18		
Crimpnology Nipples	11-12		
Double-Lock Couplings	35-36		
Ferrules, All Crimpnology	49-50		
Ferrules, Brass	59		
Ferrules for Campbell COBRA	49-50		
Ferrules for ChemJoint Viton Seal Couplings	49-50		
Ferrules for Crimpnology Nipples	49-50		
Ferrules, Light Duty	50-51		
Ferrules for Viton Seal Ground Joint Couplings	50		
Flanges	12		
Foot Valves	8		
Garden Hose Couplings	58		
Glossary of Campbell Crimpnology Terms	54		
Ground Joint Couplings, Campbell Viton Seal	27-28		
Ground Joint Couplings with Staked Ferrule	27		
HeatWave	27		
Hose Unions	11		
Interlocking Male Stem with Staked Ferrule	27		
Interlocking U-Bolt Clamps	30		
Male Stems, ChemJoint	39		
Male Stems, Interlocking	27		
Male Swivel Crimpnology Nipples	11		
Menders	6		
NST Suction Hose Couplings	7		
Nitrogen Couplings	34-36		
PCT Fittings	46		
Reducing Nipples	6		
Sanitary Hose Adapters	43		
Sanitary Tri-Clamp Fittings	43, 44		
Sanitary Tri-Clamps	45		
Sanitary Machined Ferrules	44		
Sight Glass	18		
Single-Lock Couplings	34-35		
Sleeves for Cam & Groove Couplings	51-52		
Sleeves, All Crimpnology	51-52		
Sleeves for Suction Hose Couplings	53		
Sleeves for Ball & Socket Couplings	53		
Strainers	8		
Suction Hose Couplings	7		
Suction Hose Couplings (imported)	7		



**WE WORK  
GREAT UNDER  
PRESSURE!**

## Our Guarantee of Quality

**WARRANTY** – Campbell Fittings, Inc. warrants the products described herein to be free from defects in materials or workmanship for a period of one year from the date of shipment by Campbell Fittings, Inc. under normal use and service. The obligation under this warranty is limited to replacing or repairing, without charge, any part supplied by Campbell Fittings, Inc. proven to have been defective at time of shipment, and is expressly conditioned on the Purchaser's giving Campbell Fittings, Inc. immediate notice upon discovery of the defect. Campbell Fittings, Inc. shall have the option of requiring the return of the defective material (transportation prepaid) to establish the claim.

This warranty shall not apply if the product has been altered or repaired by others, and Campbell Fittings, Inc. shall make no allowance or credit for such repairs or alterations unless authorized in writing by Campbell Fittings, Inc.

The foregoing warranty is the only warranty applicable to the products described herein, and any previous agreements, representations or warranties, oral or written, are hereby cancelled. No other expressed or implied warranties shall apply, including but not limited to implied warranties of merchantability and fitness for a particular use.

Under no circumstances will Campbell Fittings, Inc. assume any liability whatsoever for any consequential or contingent damages.

**PRODUCT CHANGES** – The right is reserved to make changes in pattern, design or material when deemed necessary, without notice. Products which have become obsolete by reason of design change or discontinued as a manufactured item may not be returned for credit.

**RETURNED GOODS** – Materials must not be returned unless consent has first been obtained in writing from Campbell Fittings, Inc. All materials approved for return must arrive properly packaged and pass our inspection criteria before credit will be issued. Returned products are subject to restocking fees.

**RESPONSIBILITY** – We will not be responsible for delays resulting from strikes, accidents, negligence of carriers, or other causes beyond our control.

**RISK** – All goods are at the risk of the Purchaser after they have been delivered to the carrier and receipt obtained for same (in good order).

**ORDERS** – Are subject to acceptance at Campbell Fittings, Inc., Boyertown, PA 19512.

**SPECIAL PRODUCTS** – Requests for cancellation of orders made to customer's specifications are not refundable and will not be considered if the manufacture of material is in process when the request is made.

**ERRORS, SHORTAGES, ETC.** – Claims for errors, shortages, etc. must be made on receipt of goods, otherwise no allowance will be made.

**PRICES AND QUOTATIONS** – All prices and quotations are subject to change without notice.

**TAXES** – Any tax that may be imposed by law on the sale of articles made or sold by this company shall be added to the sale price of such articles.

**LIABILITY WARNING** – Campbell Fittings, Inc. has no warranty applicable to fitness for the purpose of a particular use of any of the products it sells or issues as samples and shall not be responsible for any loss involving its products. It is entirely the responsibility of the end user or installer to be sure that fittings, hose, and their applications are compatible.

# Campbell Fittings

Initially Issued: 04/09/2021

Certificate No.: 70

## 3-A Sanitary Standards, Inc.

### Replacement Parts and System Component Qualification Certificate

This Is To Acknowledge That

#### Campbell Fittings

301 S. Washington St, Boyertown, PA 19512

Has successfully met the requirements of the Replacement Parts and System Component  
Qualification Certificate program for:

**Type of Part(s):** 3-A RPSCQC for (00-00) General Requirements, 3-A RPSCQC for (62-02) Hose  
Assemblies, 3-A RPSCQC for (63-03) Sanitary Fittings

**Model Designations:** Stainless Steel Sanitary TC Fittings and Machined Ferrules (CIP) Master List 1. Brewery Hose Adapter Tri-Clamp 304: BATC-4, BATC-6, BATC-8, BATC-12 and BATC-16 2. Rubber Hose Adapter Tri-Clamp 316: RATC-4X2, RATC-4x3, RATC-4, RATC-6x2, RATC-6x58, RATC-6x3, RATC-6x4, RATC-6, RATC-8x6, RATC-8, RATC-10, RATC-12 and RATC-16 3. Tri-Clamp Short Weld 316: TCSW-2, TCSW-3, TCSW-4, TCSW-6, TCSW-8, TCSW-10, TCSW-12 and TCSW-16 4. Tri Clamp Long Weld 316: TCLW-2, TCLW-3, TCLW-4, TCLW-6, TCLW-8, TCLW-10, TCLW-12 and TCLW-16 5. Tri-Clamp Crimp Hose Ends 316: TC-4C, TC-6C, TC-8C, TC-10C, TC-12C, TC-16C and TCR6X4C 6. Machined Ferrules 304: SAN100, SAN150, SAN200, SAN250, SAN300 and SAN400

**Valid through:** December 31, 2021

*Timothy R. Rayh*

Executive Director, 3-A sanitary Standards, Inc.

\*\*\*\*\*

The issuance of this certificate is based upon the voluntary certification, by the applicant for it, that the processing system listed herein conforms to the applicable provisions of the currently effective 3-A Standard(s) or 3-A Accepted Practice(s). Legal responsibility for conformance is solely that of the holder of this Certificate. 3-A Sanitary Standards, Inc. does not warrant that the holder of a certificate at all times conforms to the applicable provisions of the said 3-A Accepted Practice. This in no way affects the responsibility of 3-A Sanitary Standards, Inc. to take appropriate action in such cases in which evidence of nonconformance has been established.

Next TPV Inspection/Report due: **April 2026**



# PERRY JOHNSON REGISTRARS, INC.

## *Certificate of Registration*

*Perry Johnson Registrars, Inc., has audited the Quality Management System of:*

### **Campbell Fittings, Inc**

**301 South Washington Street, Boyertown, PA 19512 United States**

*(This is a campus scheme. See Appendix for site specific details.)*

*(Hereinafter called the Organization) and hereby declares that  
Organization is in conformance with:*

**ISO 9001:2015**

*This Registration is in respect to the following scope:*

***Design and Manufacturing of Industrial Hose Fittings, Couplings, Ferrules, and Sleeves***

*This Registration is granted subject to the system rules governing the Registration referred to above, and the Organization hereby covenants with the Assessment body duty to observe and comply with the said rules.*

Terry Boboige, President

Perry Johnson Registrars, Inc. (PJR)  
755 West Big Beaver Road, Suite 1340  
Troy, Michigan 48084  
(248) 358-3388




*The use of the UKAS accreditation symbol is in respect to the activities covered by the Accreditation Certificate Number 0105.*

*The validity of this certificate is dependent upon ongoing surveillance.*

Effective Date: November 20, 2018  
Expiration Date: November 19, 2021

Certificate No.: C2018-04485  
Page 1 of 2



***Manufacturing & Offices:***

Campbell Fittings, Inc.  
Box 417  
301 S. Washington St.  
Boyertown, PA 19512

***U.S. and Canada:***

**phone** 800.367.3678  
**fax** 800.367.3670  
**email** sales@campbellfittings.com  
**website** campbellfittings.com

***Warehouse Locations:***

Boyertown, PA  
Houston, TX

***International:***

**phone** 610.367.6916  
**fax** 610.367.0689  
**email** sales@campbellfittings.com

***Affiliations:***



June 2021 v1