



Ready to move >



INDUSTRIAL CONVEYOR BELTS



GOODYEAR
RUBBER PRODUCTS, INC.

☎ 727-342-5088

You can also email us at
GRP@goodyearrubberproducts.com



TABLE OF CONTENTS

INTRODUCING ...

The Legg Family of Belts

The Viper Line	2
The Legend Line	4
The Champion Line	10
Cover Compounds	14
Profiles	18
Belt Tops	21
Legg-Wall	22
Vacuum Filter Belts	24

You can download our Flex-Legg flyer from www.leggbelting.com

LEGG CONVEYOR BELTS

Quality-Engineered Solutions for Every Customer, in Every Application

The LEGG conveyor belt line continues the promise to bring quality-engineered solutions that meet the needs of every customer, in every application.

Introducing quality engineered conveyor belts to meet a variety of everyday applications, or specially engineered to your specifications. LEGG belting products are the result of a commitment to excellence and a dedication to quality that runs deep. Our legacy speaks for itself; since 1939, LEGG has been serving the needs of a variety of industries by providing not only products, but technology-based solutions that answer your specific conveyor belting needs.

Our philosophy is simple: We build the highest quality product using the best raw materials, the best manufacturing processes, the best personnel and the best distribution network. We stand behind our quality products and competitive pricing. Our ultimate goal is to ensure the satisfaction of our customers by providing them the most flexible solutions in the industry.

THE LEGG ADVANTAGE ...

Ready to move.

At LEGG - from start to finish, top to bottom, inside and out – we ensure that our conveyor belts meet our customers' high expectations.

- Manufactured in the USA since 1939
- Time-proven design and construction; outstanding quality to meet the needs of distributors and end users in a variety of markets, both industrial and agricultural
- Committed to providing quality products
- Marketed through an international distribution network using the most efficient channels possible, including distributors/dealers and direct to OEMs
- Committed to continuous improvement, from design and production, to distribution and customer service
- An ISO 9001:2015 company; using materials and manufacturing processes that meet or exceed the highest industry standards
- A true innovator in the manufacture of specialty belting and compounds

Not warrantied against water wicking or water blistering.

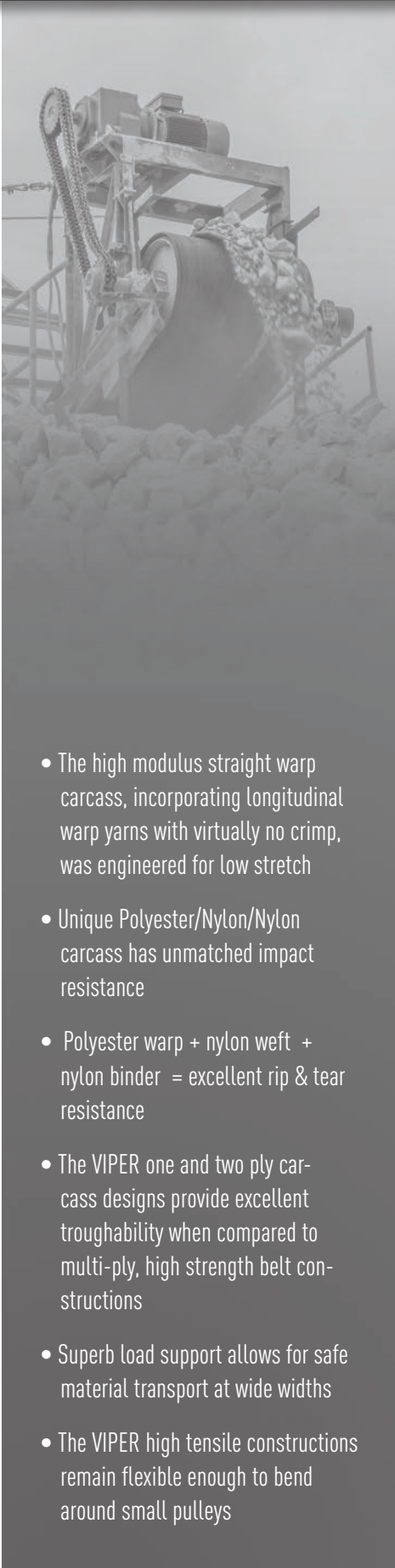
Permanent elongation good at 0.8%

The performance of a conveyor belt is more than fabric and rubber; its performance is greater than the sum of its parts.

The LEGG conveyor belt portfolio offers superior quality and performance, with a variety of textile constructions and compounds designed to extend belt life, increase performance and improve overall operating costs. We help move business along ... by helping you work smarter overall.

- LEGG carcass selections are crafted to the highest quality, and feature reliable tension ratings, safety-tested designs, superior adhesions and unbroken plies
 - Offering a wide variety of carcass selections, including PN, PP, NN, cotton or blended fabrics
 - Our Legend line features unique S&Z twist construction that significantly improves tracking
- LEGG cover compounds are engineered for extended belt life and increased carcass performance at competitive prices
 - Rubber covers that offer strength and durability for heavy-duty needs
 - Proven compounds for a wide range of applications or tailored to specific needs
 - Premier polymers that feature a supple durometer without compromising belt performance
- LEGG profile belting features integrally-molded designs to ensure cleat performance





VIPER

The Unique Weave is the Solution for Demanding Applications

The yarns in plain woven fabrics have a natural crimp. Once the belt is put under tension, this crimp is pulled out; resulting in belt stretch. The straight warp yarns of our Viper and Viper II fabric range do not straighten out like those of crimped yarns, thus reducing much of the initial belt stretch. The belt design provides for maximum load support, yet remains quite flexible for high tension constructions. This makes our Viper line a great choice for wide conveyors, as well as, narrow, high tension conveyors of long distances.

Designed for Impact Resistance

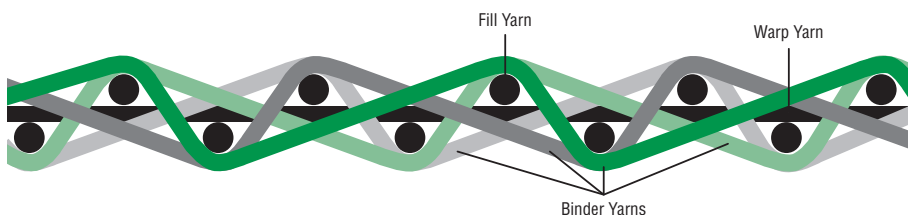
By packing tremendous break strength into the one or two plies of the Viper and Viper II, Legg must use very large yarns. These yarns, in addition to the unique fabric construction, are much more resistant to rip, tear, and puncture than the lighter yarns found in plain woven belt fabrics which require three, four, or five plies for equal strength. Once the belt has been vulcanized with premium rubber covers, and a thick rubber skim for two ply constructions, the belt is fully equipped to dampen impact forces and will absorb stresses put on the belt by large/heavy materials.

- The high modulus straight warp carcass, incorporating longitudinal warp yarns with virtually no crimp, was engineered for low stretch
- Unique Polyester/Nylon/Nylon carcass has unmatched impact resistance
- Polyester warp + nylon weft + nylon binder = excellent rip & tear resistance
- The VIPER one and two ply carcass designs provide excellent troughability when compared to multi-ply, high strength belt constructions
- Superb load support allows for safe material transport at wide widths
- The VIPER high tensile constructions remain flexible enough to bend around small pulleys

VIPER — Polyester/Nylon/Nylon Straight Warp Premium Carcass

NUMBER OF PLYS	1	1	1	1
BREAK TENSILE (LB./PIW)	2200	3300	4400	5500
OPERATING TENSILE (LB./PIW)				
HEAVY DUTY @ 10:1 SF	220	330	440	550
ELEVATOR RATING	185	280	375	470
CARCASS GAUGE (± .010 in.)	0.095	0.120	0.125	0.130
MINIMUM PULLEY DIAMETER				
81-100% RATED TENSION	14	18	20	24
61-80% RATED TENSION	12	16	18	20
UP TO 60% RATED TENSION	10	14	16	18
MAXIMUM ELEVATOR BUCKET PROJECTION (in.)				
LIGHT DUTY (GRAIN)	8	10	10	12
HEAVY DUTY (INDUSTRIAL)	7	9	10	10

VIPER & VIPER II WEAVE





VIPER II — Polyester/Nylon/Nylon Straight Warp Premium Carcass

NUMBER OF PLYS	2	2	2
BREAK TENSILE (LB./PIW)	4000	6000	8000
OPERATING TENSILE (LB./PIW)			
HEAVY DUTY @ 10:1 SF	400	600	800
ELEVATOR RATING	340	510	680
SKIM GAUGE (in.)	0.080	0.080	0.080
CARCASS GAUGE (± .010 in.)	0.231	0.254	0.304
MINIMUM PULLEY DIAMETER			
81-100% RATED TENSION	24	24	30
61-80% RATED TENSION	20	20	24
UP TO 60% RATED TENSION	18	18	20
MAXIMUM ELEVATOR BUCKET PROJECTION (in.)			
LIGHT DUTY (GRAIN)	13	15	16
HEAVY DUTY (INDUSTRIAL)	12	14	15

Recommended Load Support

MATERIAL WEIGHT LB./FT. ³	0-40			41-80			81-120			121-180			181-240		
DEGREE OF TROUGH	20°	35°	45°	20°	35°	45°	20°	35°	45°	20°	35°	45°	20°	35°	45°
BELT SPECIFICATION	MAXIMUM BELT WIDTH IN INCHES														
1/220	48	42	36	42	36	36	36	30	NR	30	NR	NR	NR	NR	NR
1/330	72	60	54	60	54	48	54	48	42	48	42	NR	42	NR	NR
1/440	84	72	60	72	60	54	60	54	48	54	48	36	48	42	NR
1/550	84	72	60	72	60	48	72	60	48	60	54	42	54	48	42
11/400	84	72	66	72	66	60	72	60	54	60	54	48	54	48	42
11/600	84	84	72	84	72	72	84	72	60	72	60	54	60	54	48
11/800	84	84	84	84	84	84	84	84	72	84	72	60	72	60	54

Recommended Troughability

BELT SPECIFICATION	MINIMUM BELT WIDTH IN INCHES			
BELT SPECIFICATION	1/220	1/330	1/440	1/550
20° Idler	14	20	24	24
35° Idler	18	24	30	30
45° Idler	24	30	36	36
BELT SPECIFICATION	11/400	11/600	11/800	
20° Idler	24	24	30	
35° Idler	30	30	36	
45° Idler	36	36	42	



LEGEND

POLYESTER WARP • POLYESTER FILL • PLAIN WEAVE • S&Z TWIST

Yes, they DO still make them like they used to ... and this belt is proof.

This all-polyester carcass belt resists moisture absorption, and offers excellent chemical and heat resistance, making this belt a versatile choice under a variety of conditions.

- Polyester warp yields great strength with minimal stretch
- Polyester fill provides good lateral stiffness and increased load support
- All-polyester construction is superior for fabrication involving hot vulcanization
- Unique S&Z twist offers superior tracking in our Legend carcasses
- Manufactured using quality compounds with high elongation and high adhesion properties
- Available in 80 lb., 110 lb. and 150 lb. rated fabrics

LEGEND— 80 PIW Polyester/Polyester S&Z Twist Premium Carcass

NUMBER OF PLYS	2	3	4	5
BREAK TENSILE (LB./PIW)	1600	2400	3200	4000
OPERATING TENSILE (LB./PIW)				
MEDIUM DUTY @ 10:1 SF	160	240	320	400
ELEVATOR RATING	140	200	275	340
SKIM GAUGE (in.)	0.050	0.050	0.030	0.030
CARCASS GAUGE (± .010 in.)	0.092	0.168	0.188	0.242
MINIMUM PULLEY DIAMETER				
81-100% RATED TENSION	8	12	19	24
61-100% RATED TENSION	5	10	15	19
UP TO 60% RATED TENSION	3	8	10	15

** Legg Co. does not recommend the use of poly/poly textiles in elevator belt applications if a poly/nylon is available*

LEGEND — 110 PIW Polyester/Polyester S&Z Twist Premium Carcass

NUMBER OF PLYS	2	3	4	5
BREAK TENSILE (LB./PIW)	2200	3300	4400	5500
OPERATING TENSILE (LB./PIW)				
MEDIUM DUTY @ 10:1 SF	220	330	440	550
ELEVATOR RATING	190	280	375	470
SKIM GAUGE (in.)	0.050	0.050	0.030	0.030
CARCASS GAUGE (± .010 in.)	0.125	0.212	0.238	0.304
MINIMUM PULLEY DIAMETER				
81-100% RATED TENSION	16	20	24	30
61-100% RATED TENSION	14	18	20	24
UP TO 60% RATED TENSION	12	14	18	18

** Legg Co. does not recommend the use of poly/poly textiles in elevator belt applications if a poly/nylon is available*

LEGEND-150 PIW Polyester/Polyester S&Z Twist Premium Carcass

NUMBER OF PLYS	2	3	4	5
BREAK TENSILE (LB./PIW)	3000	4500	6000	7500
OPERATING TENSILE (LB./PIW)				
MEDIUM DUTY @ 10:1 SF	300	450	600	750
ELEVATOR RATING	270	415	550	695
SKIM GAUGE (in.)	0.06	0.06	0.04	0.04
CARCASS GAUGE (± .010 in.)	0.164	0.276	0.33	0.42
MINIMUM PULLEY DIAMETER				
81-100% RATED TENSION	18	22	28	32
61-100% RATED TENSION	16	18	24	28
UP TO 60% RATED TENSION	12	13	18	20
MAXIMUM BUCKET ELEVATOR				
Light Duty (Grain)	9	10	11	12
Heavy Duty (Industrial)	8	9	10	11



Recommended Load Support

MATERIAL WEIGHT LB./FT. ³	0-40			41-80			81-120			121-180			181-240		
DEGREE OF TROUGH	20°	35°	45°	20°	35°	45°	20°	35°	45°	20°	35°	45°	20°	35°	45°
BELT SPECIFICATION	MAXIMUM BELT WIDTH IN INCHES														
2/160	36	36	30	30	30	24	24	24	18	18	NR	NR	NR	NR	NR
3/240	48	48	42	42	42	42	42	36	36	30	30	24	24	NR	NR
4/320	60	60	54	54	54	48	48	48	42	42	42	36	36	36	30
5/400	72	60	54	60	60	54	54	54	48	54	48	42	48	42	36
2/220	42	42	36	36	36	30	30	30	24	24	24	18	NR	NR	NR
3/330	60	54	54	54	48	48	42	42	42	36	36	36	30	30	30
4/440	72	66	60	60	60	60	54	54	54	48	48	42	42	42	36
5/550	72	72	66	72	72	66	66	60	54	60	54	48	54	54	48
2/300	48	48	48	42	42	42	36	36	36	30	30	24	NR	NR	NR
3/450	60	60	60	54	54	54	48	48	48	42	42	42	NR	NR	NR
4/600	72	66	66	66	60	60	60	54	54	54	48	48	48	48	48
5/750	84	78	78	72	72	66	66	60	60	60	54	54	54	54	54

Recommended Troughability

BELT SPECIFICATION	MINIMUM BELT WIDTH IN INCHES			
	2/160	3/240	4/320	5/400
20° Idler	14	18	24	30
35° Idler	18	24	30	36
45° Idler	22	28	36	42
	2/220	3/330	4/440	5/550
20° Idler	16	18	24	30
35° Idler	20	24	30	36
45° Idler	24	30	36	42
	2/300	3/450	4/600	5/750
20° Idler	18	24	30	36
35° Idler	24	30	36	36
45° Idler	30	36	42	42

Behind the S&Z Twist

Most belts in the Legend line feature S&Z Twist, a unique warp yarn design that reduces the natural tendency for a belt to track to one side. Easy tracking helps increase efficiency, so this innovative design more than pays for itself over time.

LEGEND

POLYESTER WARP • NYLON FILL • PLAIN WEAVE • S&Z TWIST

One tough belt that will get the job done

Our Legend carcass is engineered for maximum performance in a wide range of applications. It combines a powerful polyester warp with nylon fill, which offers additional strength for impact resistance and a level of flexibility that allows the belt to trough under lighter loads. Legends rugged and agile carcass offers superior tear resistance and elongation. This first-class line will deliver a dominant performance under the most challenging applications.

LEGEND — 125 PIW Polyester/Nylon S&Z Twist Premium Carcass

NUMBER OF PLYS	2	3	4	5
BREAK TENSILE (LB./PIW)	2500	3750	5000	6250
OPERATING TENSILE (LB./PIW)				
HEAVY DUTY @ 10:1 SF	250	375	500	625
ELEVATOR RATING	215	320	425	530
SKIM GAUGE (in.)	0.050	0.050	0.030	0.030
CARCASS GAUGE (± .010 in.)	0.132	0.221	0.250	0.319
MINIMUM PULLEY DIAMETER				
81-100% RATED TENSION	16	20	25	30
61-80% RATED TENSION	14	18	22	25
UP TO 60% RATED TENSION	12	16	18	20
MAXIMUM ELEVATOR BUCKET PROJECTION (in.)				
LIGHT DUTY (GRAIN)	7	8	10	11
HEAVY DUTY (INDUSTRIAL)	6	7	9	9

LEGEND — 225 PIW Polyester/Nylon S&Z Twist Premium Carcass

NUMBER OF PLYS	2	3	4	5
BREAK TENSILE (LB./PIW)	4500	6750	9000	11250
OPERATING TENSILE (LB./PIW)				
HEAVY DUTY @ 10:1 SF	450	675	900	1125
ELEVATOR RATING	380	575	765	955
SKIM GAUGE (in.)	0.060	0.060	0.040	0.040
CARCASS GAUGE (± .010 in.)	0.182	0.299	0.356	0.453
MINIMUM PULLEY DIAMETER				
81-100% RATED TENSION	20	24	30	34
61-80% RATED TENSION	18	20	26	30
UP TO 60% RATED TENSION	14	16	22	26
MAXIMUM ELEVATOR BUCKET PROJECTION (in.)				
LIGHT DUTY (GRAIN)	10	11	13	14
HEAVY DUTY (INDUSTRIAL)	9	10	12	122

- Yields great strength with minimal stretch. Ideal when take-up is in short supply
- Unique S&Z twist offers superior tracking
- Excellent chemical resistance
- Nylon fill yarns resist ripping, tearing and punctures
- Incorporates Legend skims, manufactured with high elongation and high adhesion compounds
- Available in 125 lb. and 225 lb. rated fabrics

LEGEND — 250 PIW Polyester/Nylon Carcass

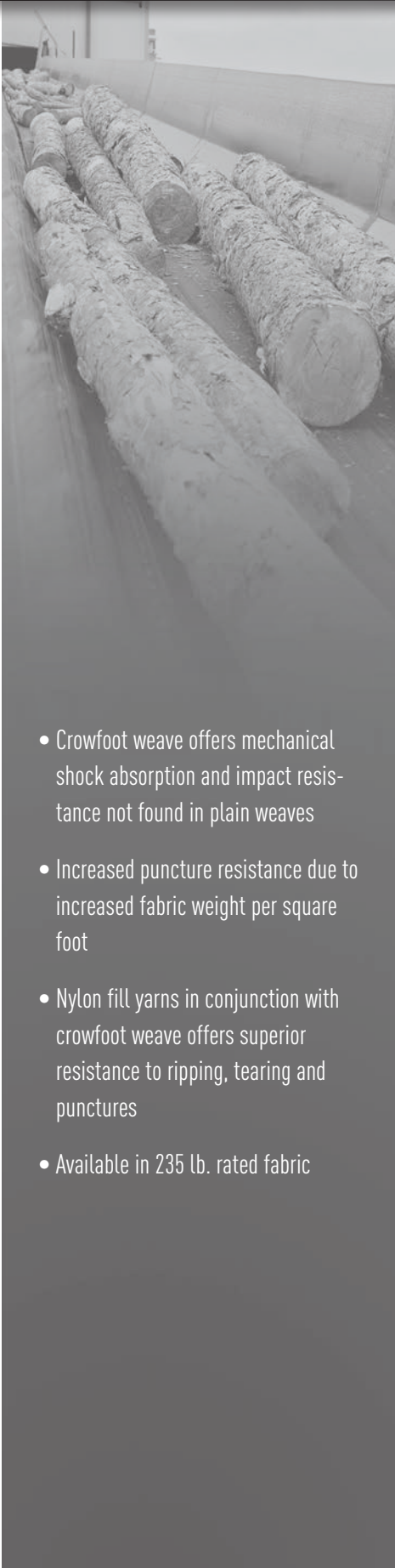
NUMBER OF PLYS	2	3	4	5
BREAK TENSILE (LB/PIW)	5000	7500	10000	12500
OPERATING TENSILE (LB/PIW)				
HEAVY DUTY @ 10:1 SF	500	750	1000	1250
ELEVATOR RATING	425	640	850	1060
SKIM GAUGE (in.)	0.060	0.060	0.040	0.040
CARCASS GAUGE (±0.010 in.)	0.227	0.372	0.452	0.582
MINIMUM PULLEY DIAMETER				
81-100% RATED TENSION	22	24	32	36
61-80% RATED TENSION	20	22	28	32
UP TO 60% RATED TENSION	16	18	24	28
MAXIMUM ELEVATOR BUCKET PROJECTION (in.)				
LIGHT DUTY (GRAIN)	11	12	13	14
HEAVY DUTY (INDUSTRIAL)	10	11	12	13

Recommended Load Support

MATERIAL WEIGHT LB./FT. ³	0-40			41-80			81-120			121-180			181-240		
DEGREE OF TROUGH	20°	35°	45°	20°	35°	45°	20°	35°	45°	20°	35°	45°	20°	35°	45°
BELT SPECIFICATION	MAXIMUM BELT WIDTH IN INCHES														
2/250	48	48	42	42	42	36	36	36	30	30	30	NR	24	NR	NR
3/375	60	60	60	54	54	54	48	48	48	42	42	42	36	36	30
4/500	72	72	66	66	66	60	60	60	54	54	54	48	48	48	42
5/625	84	78	78	72	72	66	66	60	60	54	54	54	48	48	48
2/450	60	60	54	54	48	48	42	42	36	36	30	30	24	24	NR
3/675	72	66	60	66	60	54	54	54	48	48	48	42	42	36	36
4/900	84	72	72	72	66	66	72	60	60	54	54	48	48	42	42
5/1125	84	78	78	72	72	72	66	66	66	60	60	60	54	54	48
2/500	60	60	54	54	54	48	48	42	42	36	36	30	30	24	24
3/750	72	66	66	54	54	54	48	48	48	42	42	36	36	30	30
4/1000	84	78	72	66	66	60	60	54	54	48	48	48	42	42	36
5/1250	90	84	72	72	72	66	66	60	60	54	54	54	48	48	42

Recommended Troughability

BELT SPECIFICATION	MINIMUM BELT WIDTH IN INCHES			
	2/250	3/375	4/500	5/625
20° Idler	16	20	24	30
35° Idler	18	24	30	36
45° Idler	24	30	36	42
BELT SPECIFICATION	2/450	3/675	4/900	5/1125
20° Idler	20	24	30	36
35° Idler	24	30	36	42
45° Idler	30	36	42	48
BELT SPECIFICATION	2/500	3/750	4/1000	5/1250
20° Idler	24	28	40	46
35° Idler	26	32	44	52
45° Idler	28	36	46	58



LEGEND

POLYESTER WARP • NYLON FILL • CROWFOOT WEAVE

This tough belt handles heavy-duty jobs with ease

The crowfoot carcass design in our Legend line-up is one heavy hitter ... with peak strength, low stretch and excellent tracking. This belt's rugged polyester/nylon construction features a crowfoot weave which takes on heavy impact applications, like log handling, with ease and efficiency. It does the job usually reserved for an all-nylon carcass belt, with none of the usual challenges and answers the need where conditions are severe.

- Crowfoot weave offers mechanical shock absorption and impact resistance not found in plain weaves
- Increased puncture resistance due to increased fabric weight per square foot
- Nylon fill yarns in conjunction with crowfoot weave offers superior resistance to ripping, tearing and punctures
- Available in 235 lb. rated fabric

LEGEND — 235 PIW Polyester/Nylon Crowfoot Premium Carcass

NUMBER OF PLYS	2	3	4	5
BREAK TENSILE (LB./PIW)	4700	7050	9400	11750
OPERATING TENSILE (LB./PIW)				
HEAVY DUTY @ 10:1 SF	470	705	940	1175
ELEVATOR RATING	400	600	800	1000
SKIM GAUGE (in.)	0.060	0.060	0.040	0.040
CARCASS GAUGE (± .010 in.)	0.155	0.265	0.320	0.405
MINIMUM PULLEY DIAMETER				
81-100% RATED TENSION	20	24	30	34
61-80% RATED TENSION	18	20	26	30
UP TO 60% RATED TENSION	14	16	20	24
MAXIMUM ELEVATOR BUCKET PROJECTION (in.)				
LIGHT DUTY (GRAIN)	10	11	13	14
HEAVY DUTY (INDUSTRIAL)	9	10	12	12

* Best suited for log decks but not for submerged water applications.



Recommended Load Support

MATERIAL WEIGHT LB./FT. ³	0-40			41-80			81-120			121-180			181-240		
DEGREE OF TROUGH	20°	35°	45°	20°	35°	45°	20°	35°	45°	20°	35°	45°	20°	35°	45°
BELT SPECIFICATION	MAXIMUM BELT WIDTH IN INCHES														
2/470	54	54	54	48	48	48	42	42	36	36	36	30	30	24	NR
3/705	66	66	60	60	54	54	54	48	48	42	42	36	36	30	30
4/940	78	72	72	66	66	60	60	54	54	48	48	48	42	42	42
5/1175	84	78	72	72	72	66	66	66	60	60	60	60	54	48	48

Recommended Troughability

BELT SPECIFICATION	MINIMUM BELT WIDTH IN INCHES			
	2/470	3/705	4/940	5/1175
20° Idler	20	24	36	42
35° Idler	22	28	40	48
45° Idler	24	32	42	54





CHAMPION

Formulated to meet the needs of today's world market

Our versatile Champion line truly lives up to its name; combining this carcass with one of Legg's standard or premium compounds ensures a belt that will meet demands at competitive prices. Compounded with high quality polymers, additives and curing agents, the Champion line is a true competitor.

CHAMPION — 75 PIW Polyester/Polyester Carcass				
NUMBER OF PLYS	2	3	4	5
BREAK TENSILE (LB/PIW)	1500	2250	3000	3750
OPERATING TENSILE (LB/PIW)				
HEAVY DUTY @ 10:1 SF	150	225	300	375
ELEVATOR RATING	140	200	275	340
SKIM GAUGE (in.)	0.045	0.035	0.03	0.03
CARCASS GAUGE (±0.010 in.)	0.087	0.153	0.188	0.242
MINIMUM PULLEY DIAMETER				
81-100% RATED TENSION	8	12	19	24
61-80% RATED TENSION	5	10	15	19
UP TO 60% RATED TENSION	3	8	10	15

**Legg Co. does not recommend the use of Poly/poly textiles in elevator belt applications if a poly/nylon is available*

- Polyester warp/nylon fill carcass
- Yields great strength with minimal stretch; making it easy to track and train
- Maintains dry tensile strength when wet, making it well suited for unprotected applications
- Resists ripping, tearing, punctures and impact
- Superior agility and flexibility allows belt to trough under lighter loads
- Features excellent chemical resistance and mechanical fastener retention



Recommended Load Support

MATERIAL WEIGHT (LB/FT)	0-40			41-80			81-120			121-180			181-240		
DEGREE OF TROUGH	20°	35°	45°	20°	35°	45°	20°	35°	45°	20°	35°	45°	20°	35°	45°
BELT SPECIFICATION	MAXIMUM BELT WIDTH IN INCHES														
2/150	36	36	30	30	30	24	24	24	18	18	NR	NR	NR	NR	NR
3/225	48	48	42	42	42	42	42	36	36	30	30	24	24	NR	NR
4/300	60	60	54	60	60	54	54	54	48	54	48	42	48	42	36
5/375	72	60	54	60	60	54	54	54	48	54	48	42	48	42	36

Recommended Troughability

BELT SPECIFICATION	MINIMUM BELT WIDTH IN INCHES			
	2/150	3/225	4/300	5/375
20° Idler	14	18	24	30
35° Idler	18	24	30	36
45° Idler	22	28	36	42



CHAMPION

CHAMPION — 110 PIW Polyester/Nylon Carcass

NUMBER OF PLYS	2	3	4	5
BREAK TENSILE (LB/PIW)	2200	3300	4400	5500
OPERATING TENSILE (LB/PIW)				
HEAVY DUTY @ 10:1 SF	220	330	440	550
ELEVATOR RATING	190	290	380	480
SKIM GAUGE (in.)	0.045	0.035	0.030	0.025
CARCASS GAUGE (±0.010 in.)	0.125	0.205	0.245	0.310
MINIMUM PULLEY DIAMETER				
81-100% RATED TENSION	16	20	25	30
61-80% RATED TENSION	14	18	22	25
UP TO 60% RATED TENSION	10	14	16	18
MAXIMUM ELEVATOR BUCKET PROJECTION (in.)				
LIGHT DUTY (GRAIN)	6	8	9	10
HEAVY DUTY (INDUSTRIAL)	5	7	8	9

CHAMPION — 200 PIW Polyester/Nylon Carcass

NUMBER OF PLYS	2	3	4	5
BREAK TENSILE (LB/PIW)	4000	6000	8000	10000
OPERATING TENSILE (LB/PIW)				
HEAVY DUTY @ 10:1 SF	400	600	800	1000
ELEVATOR RATING	350	500	680	850
SKIM GAUGE (in.)	0.050	0.035	0.035	0.035
CARCASS GAUGE (±0.010 in.)	0.160	0.265	0.345	0.440
MINIMUM PULLEY DIAMETER				
81-100% RATED TENSION	20	24	30	34
61-80% RATED TENSION	18	20	26	30
UP TO 60% RATED TENSION	14	16	20	24
MAXIMUM ELEVATOR BUCKET PROJECTION				
LIGHT DUTY (GRAIN)	10	11	12	13
HEAVY DUTY (INDUSTRIAL)	9	10	11	12



Recommended Load Support

MATERIAL WEIGHT (LB/FT ³)	0-40			41-80			81-120			121-180			181-240		
DEGREE OF TROUGH	20°	35°	45°	20°	35°	45°	20°	35°	45°	20°	35°	45°	20°	35°	45°
BELT SPECIFICATION	MAXIMUM BELT WIDTH IN INCHES														
2/220	42	42	36	36	36	30	30	30	24	24	24	18	NR	NR	NR
3/330	54	54	54	48	48	48	42	42	42	36	36	36	30	30	30
4/440	66	66	60	60	60	54	54	54	48	48	48	42	42	42	36
5/550	78	72	72	72	66	66	66	60	60	54	54	48	48	48	42
2/400	54	54	54	48	48	48	42	42	36	36	36	30	30	24	24
3/600	66	66	60	60	54	54	54	48	48	42	42	36	36	30	30
4/800	78	72	72	66	66	60	60	54	54	48	48	48	42	42	42
5/1000	84	78	72	72	72	66	66	66	60	60	60	60	54	48	48

Recommended Troughability

BELT SPECIFICATION	MINIMUM BELT WIDTH IN INCHES			
	2/220	3/330	4/440	5/550
20° Idler	14	18	24	30
35° Idler	18	22	28	33
45° Idler	22	24	32	36
BELT SPECIFICATION	2/400	3/600	4/800	5/1000
20° Idler	20	24	36	42
35° Idler	22	28	40	48
45° Idler	24	32	42	54



COVER COMPOUNDS

GENERAL PURPOSE/ABRASION RESISTANT

GII—General duty compound. Good abrasion, cut and gouge resistance make this a good economical good choice.

XT-GII—Compound; exceeds ARPM Grade 2 specs. Yields very good abrasion, tensile, tear and elongation values. Combine with a Legend carcass for a great performing belt.

GI—General purpose compound. Offers good abrasion, cut and gouge resistance; excellent choice for handling larger rock, or sharp, heavy material.

XT-GI—Exceeds ARPM's Grade 1 specs; an excellent choice when better abrasion, cut and gouge resistance is required.

FF (Force Field)—Specially formulated for high abrasion applications, Force Field is a superior compound, ready for the long haul.

GI-P (Grade I Premium)—Premium compound for heavy rock or high-impact applications. This unprecedented compound offers ultimate abrasion with high elongation and tensile to prevent tearing. Couple with a Viper or Legend Polyester/Nylon carcass for primary belt or under crusher belt.

OIL/HIGH TEMPERATURE SERVICE

MOR (Moderately Oil Resistant)—A compound formulated for handling oily products that contain – or will be coated with – light oils, such as pine chips, grains, coke, oil-treated coal.

XT-MOR—Moderately oil resistant version of the XT-GII compound; this compound offers a higher degree of oil and abrasion resistance. It is a good value for handling moderately oily material to resist the terpene content of wood chips and other oily grains.

GHS (Grain Handler Supreme)—The Grain Handler Supreme features a high Nitrile composition, making it ideal to handle grains without worry. GHS is ideal for more oily applications, like conveying crushed canola, but is also well suited for use with mineral oil dust suppression systems.

HH (High Heat)—An EPDM with good-to-excellent heat resistance at temperatures ranging to 400°F; offers outstanding ozone and oxidation resistance, as well as good abrasion resistance. Ideal for handling high temperature and very abrasive products – like clinker.

HAHOR (Hot Asphalt/Heat and Oil Resistant)/VOR (Very Oil Resistant)—A high-heat NBR formulated to withstand the high temperatures and heavy oils of the asphaltting industry; offers good abrasion, and excellent oil resistance. Heat resistant up to 350°F, but only achievable when heavy oil is present; not rated above 150°F otherwise.

COMPOUND (INTERNATIONAL DESIGNATION)

	TEST STANDARD	UNIT	GII	XT-GII (Z,L)	GI (N-17)	XT-GI	FF (K,W)	GI-P (M,H,X,Y)
TENSILE	ISO 37	PSI (min.)	2000	2200	2500	2700	2610	3626
		MPa (min.)	13.8	15.2	17.2	18.6	18.0	25.0
ELONGATION	ISO 37	% (min.)	400	450	450	500	400	450
HARDNESS	ISO 48	Shore A	60 ± 5	60 ± 5	60 ± 5	60 ± 5	70 ± 5	70 ± 5
ABRASION INDEX	ISO 4649-2002 (DIN 53516)	mm ³ (max.)	250	175	150	120	90	120
OZONE	ASTM D1171	Pass / Fail	Pass	Pass	Pass	Pass	Pass	Pass
TEMPERATURE RANGE		Fahrenheit (°F)	-40 to 150*	-40 to 150*	-30 to 400*	-40 to 150*	-40 to 150*	-40 to 150*
		Celsius (°C)	-40 to 65*	-40 to 65*	-34 to 204*	-40 to 65*	-40 to 65*	-40 to 65*
OIL SWELL	ASTM D-471	% (max.)	N/A	N/A	N/A	N/A	N/A	N/A
STATIC CONDUCTIVE (≤ 300 MΩ)	ISO 284	YES / NO	NO	NO	NO	NO	NO	NO

* Maximum conveyed material temperature. Cycle times, belt cooling and other conditions may affect belt performance & life cycle.

COMPOUND (INTERNATIONAL DESIGNATION)

	TEST STANDARD	UNIT	MOR	XT-MOR	HH EPDM	HAHOR/VOR	GHS
TENSILE	ISO 37	PSI (min.)	1800	2000	1800	1800	1800
		MPa (min.)	12.4	12.4	12.4	12.4	12.4
ELONGATION	ISO 37	% (min.)	400	450	450	450	450
HARDNESS	ISO 48	Shore A	60 ± 5	60 ± 5	65 ± 5	65 ± 5	63 ± 5
ABRASION INDEX	ISO 4649-2002 (DIN 53516)	mm ³ (max.)	250	200	200	250	250
OZONE	ASTM D1171	Pass / Fail	Pass	Pass	Pass	Pass	Pass
TEMPERATURE RANGE		Fahrenheit (°F)	-40 to 150*	-40 to 150*	-30 to 400*	-40 to 150*	-40 to 150*
		Celsius (°C)	-40 to 65*	-40 to 65*	-34 to 204*	-40 to 65*	-40 to 65*
OIL SWELL	D-471	% (max.)	100	90	N/A	10	10
STATIC CONDUCTIVE (≤ 300 MΩ)	ISO 284	YES / NO	NO	NO	NO	NO	YES

* Maximum conveyed material temperature. Cycle times, belt cooling and other conditions may affect belt performance & life cycle.



COVER COMPOUNDS

FLAME-RESISTANT SERVICE

FR—A compound that meets requirements of the ASTM D-378 Part 18 flame retardant test. Suited for below ground applications where fire retardant belt is required; allowed by USBM and MSHA to be used underground, as long as it is not a coal mining operation.

FR-MOR (Moderately Oil Resistant)—A compound that meets requirements of the ASTM D-378 Part 18 flame retardant test and delivers moderate of oil resistance for oily coal or coke applications or product treated with oily additives for dust suppression.

FOOD GRADE SERVICE

WFG-SBR (White Food Grade SBR)—A compound designed for handling consumable food products, or for products that will be consumed by livestock. SBR offers good abrasion resistance. Cover meets FDA requirements and is viable for use with non-oily products such as sugar, dehydrated potatoes, flour.

SPECIAL PURPOSE

TPG 45D (Tan Pure Gum Non Marking)—With an exceptionally high coefficient of friction, this tough compound is excellent where very high cut and gouge resistance, combined with a high demand for gripping material is a must, and where abrasion is a factor. Non marking quality is also ideal for the timber products industry. Available in a 45-durometer standard.

TAN SBR 60D, TAN SBR 45D (Tan Non Marking SBR)—With good tear and abrasion resistance, this non-marking SBR is good for handling products where marking is not permitted, such as paper handling, finished aluminum parts, planers, sanders, lumber, and packaged goods. The coefficient of friction grips product even at steep inclines, yet is an economical alternative to TPG. Available in a standard 60-durometer and a softer 45-durometer option.

COMPOUND (INTERNATIONAL DESIGNATION)

	TEST STANDARD	UNIT	FR	FR-MOR	HT-SBR	WFG-SBR
TENSILE	ISO 37	PSI (min.)	2000	2000	2000	2000
		MPa (min.)	13.8	13.8	13.8	13.8
ELONGATION	ISO 37	% (min.)	450	450	450	450
HARDNESS	ISO 48	Shore A	60 ± 5	65 ± 5	60 ± 5	60 ± 5
ABRASION INDEX	ISO 4649-2002 (DIN 53516)	mm ³ (max.)	200	200	250	250
OZONE	ASTMD1171	Pass / Fail	Pass	Pass	Pass	Pass
TEMPERATURE RANGE		Fahrenheit (°F)	-40 to 150*	-40 to 150*	-40 to 150*	-40 to 150*
		Celsius (°C)	-40 to 65*	-40 to 65*	-40 to 65*	-40 to 65*
FIRE RETARDANT	MSHA CFR Title 30, Part 14		NO	NO	N/A	N/A
	ASTM D-378 Part 18		YES	YES	NO	N/A
OIL SWELL (100°C - 72 HRS. IN IRM 903 OIL)	ASTM D-471	% (max.)	N/A	90		N/A
STATIC CONDUCTIVE (≤ 300 MΩ)	ISO 284	YES / NO	YES	YES		NO

* Maximum conveyed material temperature. Cycle times, belt cooling and other conditions may affect belt performance & life cycle.

COMPOUND (INTERNATIONAL DESIGNATION)

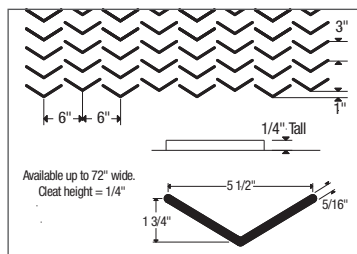
	TEST STANDARD	UNIT	TPG 45D	Tan SBR 60D	Tan SBR 45D
TENSILE	ISO 37	PSI (min.)	3000	2000	1600
		MPa (min.)	20.7	13.8	11.0
ELONGATION	ISO 37	% (min.)	500	450	450
HARDNESS	ISO 48	Shore A	45 ± 5	60 ± 5	45 ± 5
ABRASION INDEX	ISO 4649-2002 (DIN 53516)	mm ³ (max.)	250	250	200
OZONE	ASTMD1171	Pass / Fail	Pass	Pass	Pass
TEMPERATURE RANGE		Fahrenheit (°F)	-40 to 150*	-40 to 150*	-40 to 150*
		Celsius (°C)	-40 to 65*	-40 to 65*	-40 to 65*
OIL SWELL (100°C - 72 HRS. IN IRM 903 OIL)	ASTMD-471	% (max.)	N/A	N/A	N/A
STATIC CONDUCTIVE (≤ 300 MΩ)	ISO 284	YES / NO	NO	NO	NO

* Maximum conveyed material temperature. Cycle times, belt cooling and other conditions may affect belt performance & life cycle.

BELT PROFILES

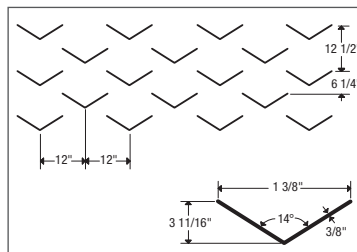
We have a profile to meet every need ... and a design that keeps product moving along efficiently

When conveying product up an incline is critical, you need an integrally-molded profile solution, where cleat and belt work as one homogenous unit. With Legg profiles, you'll find high-performance profile designs that cater to a variety of product needs and conditions, from wood chips and sawdust, to river rocks, cattle feed, and any other bulk material.



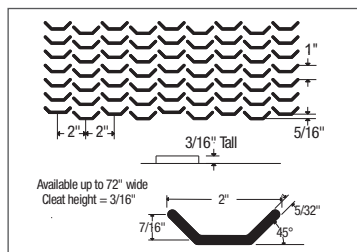
V-CLEAT

- Excellent product traction and wear
- Full width slit-able construction
- Handles wood chips, rocks, asphalt, dirt
- Available in all Legg carcass options and most covers
- 24" min. width



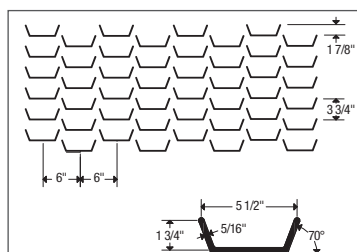
SUPER V

- Offers cleats twice the width of our popular V-CLEAT
- Full width slit-able construction available up to 72" wide
- Perfect for conveying wood chips, aggregate and asphalt
- Available in all Legg carcass options and most covers



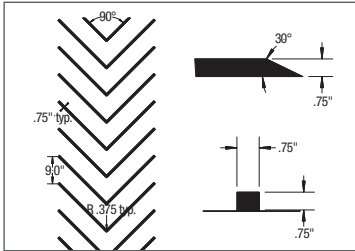
MINI-BITE

- Excellent for bulk material, such as grain, nut hulls or sawdust
- Full width slit-able construction
- Available in all Legg carcass options and most covers
- 22" min. width



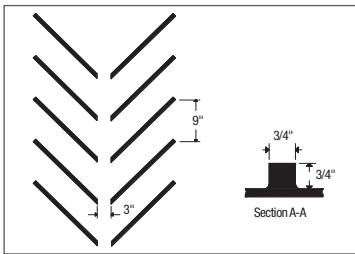
MAXI-BITE

- Takes more than a Mini Bite – Maxi Bite takes it up a notch
- Aggressive 1/4" tall cleat profile
- Slit-able construction is available up to 60" wide
- Available in all Legg carcass options and most covers
- 42" min. width



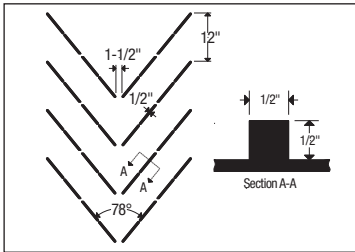
HERCULES

- Sturdy option offers hours of dependable service
- 3/4" x 3/4" Chevron style cleat moves bulk material efficiently up inclines
- Overlapping pattern and 60° bevel provides quiet and smooth return; while 9" spacing gives maximum material traction
- Available in Legend and Champion carcasses to carry wood chips, rocks or high animal fat cattle feed
- Available with 24", 30", 36", 42" & 48" widths



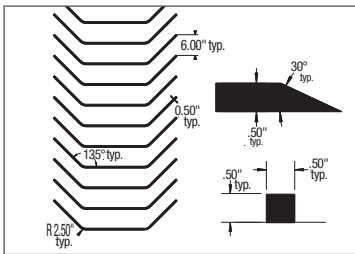
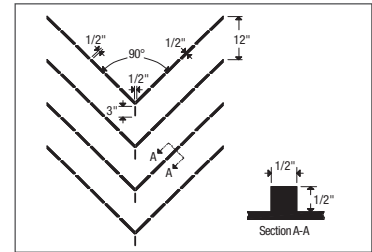
SPLIT HERCULES

- Same overlapping pattern as HERCULES with a 3" cleat opening in the belt's center
- Designed to run quiet and smooth on flat return idlers
- Available with 24", 30", 36", 42" & 48" widths



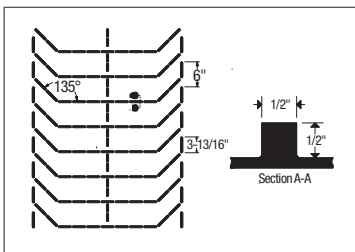
TITAN

- Chevron-shaped cleats keep product centered as it's agitated during transport
- 1/2" x 1/2" cleat gives extra bite and offers excellent wear
- Available in all Legg carcass options and most covers
- Available with 18", 24", 30", 36", 42", 48" & 60" widths



MEGA-BITE

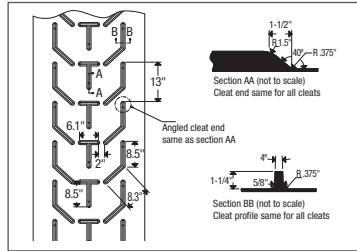

- 1/2" x 1/2" bucket pattern offers exceptional material bite
- Integrally-molded design ensures cleats won't come loose
- Angled cleat ends with overlapping pattern enhance quiet vibration free return
- Available in 24", 30" and 36" patterns on up to a 48" belt



MEGA-BITE II

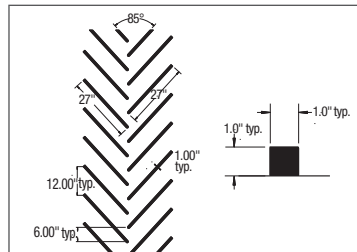
- Offers extreme bite to move product up steep inclines
- 1/2" x 1/2" cleats molded from top cover; won't come loose from the belt
- Cleat pattern keeps product in belt center
- 18", 24", 30", 36" and 42" patterns on up to a 48" belt
- 42", 48", 54", 60" and 66" patterns on up to a 72" belt
- Available in all Legg carcass options and most covers

BELT PROFILES



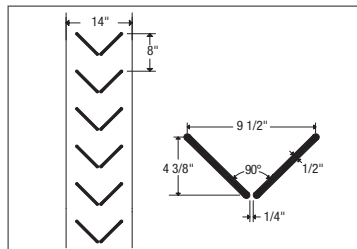
FRAC SAND

- Integrally molded cleats and abrasion resistant compounds designed for frac sand
- 23" wide cleat pattern can be used for 30" and 36" wide belts
- Cross rigid construction remains stiff while traversing the bends of pulleys
- Available with or without sidewalls



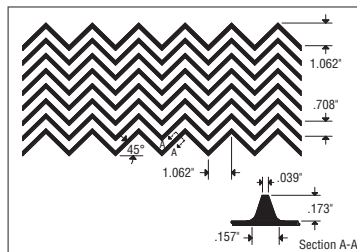
TRACT-R-TREAD

- Cleat pattern offers incredible material bite while maximizing water and small material rollback, ideal for beet and potato pilers
- Full 1"x1" pattern helps carry large particle sizes up steep inclines
- Great where water flow is essential
- 24" and 36" patterns on up to a 48" belt
- Available on any Legg carcass and most compounds



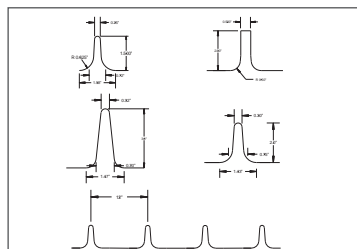
STONE SLINGER

- Specifically developed for slinger conveyors
- Aggressive 3/8" tall cleat moves bulk material at high speeds
- Cover compounds are available for various bulk materials such as aggregate or wood chips
- Available in 8" and 10" cleat patterns



CONTINUOUS CHEVRON

- Profile designed for round hay balers
- Useful in multiple agricultural and industrial applications requiring grip
- Available in widths up to 60"
- 24" min. width



T-CLEATS


- Choose from a wide variety of cleat heights on any carcass
- Integrally-molded during initial curing for 100% homogenous product
- Center to center dimensions available on 6", 12", 18" and 24", with other centers available

BELT TOPS

DIAMOND TOP • CONTINUOUS CHEVRON • ROUGH TOP

Strong, durable ... and worth every penny

Our complete line of belt tops, in both light and heavyweight carcass, are unlike typical belt tops you'll find in the industry, because Legg belt tops are built for strength and durability, across a variety of applications. So if you're handling lighter weight materials, like bags of carrots or potato chips, Legg has a belt top that meets your strength and reliability needs. Likewise, we know that the belt top for carrots won't work when you're handling timber, cement, engine blocks or the heaviest stuff. So Legg has belt tops that offer maximum strength and durability, while offering reliability to get the tough jobs done.

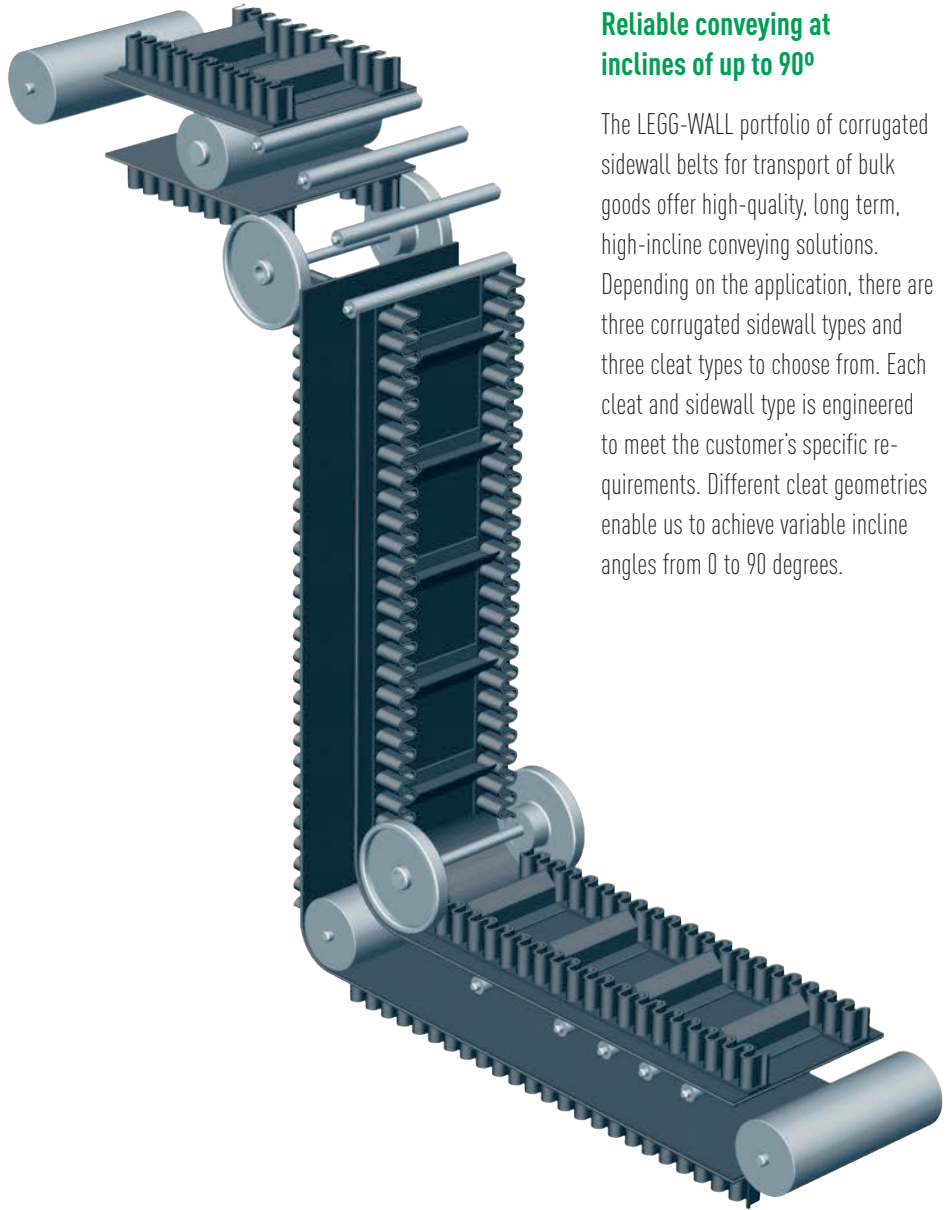




LEGG-WALL

Reliable conveying at inclines of up to 90°

The LEGG-WALL portfolio of corrugated sidewall belts for transport of bulk goods offer high-quality, long term, high-incline conveying solutions. Depending on the application, there are three corrugated sidewall types and three cleat types to choose from. Each cleat and sidewall type is engineered to meet the customer's specific requirements. Different cleat geometries enable us to achieve variable incline angles from 0 to 90 degrees.



- Small footprint - Saves space by conveying at inclines up to 90°
- Extremely high stability is provided in the transverse direction while allowing good longitudinal flexibility
- Standard belts include two special, cross rigid fabrics
- For heavy duty application constructions with steel

TYPES OF BASE BELTS


BELT TYPE	TENSILE STRENGTH	TOP COVER THICKNESS		BOTTOM COVER THICKNESS		OVERALL THICKNESS		BELT WEIGHT
		in	mm	in	mm	in	mm	lb./sq.ft.
CROSS RIGID	2-150 + 2	3/16	4.8	3/32	2.4	0.509	12.9	3.57
CROSS RIGID	2-250 + 2	3/16	4.8	3/32	2.4	0.557	14.1	4.41
CROSS RIGID	3-375 + 2	3/16	4.8	3/32	2.4	0.637	16.2	5.51
CROSS RIGID	4-500 + 2	3/16	4.8	3/32	2.4	0.717	18.2	6.61
CROSS RIGID	5-625 + 2	3/16	4.8	3/32	2.4	0.797	20.2	7.72

Product Range

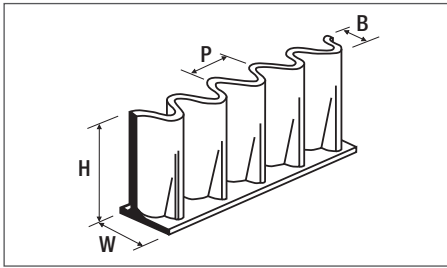
LEGG-WALL belts can be supplied in either M (light), MW (medium) or MWS (heavy) corrugated sidewalls. All products with "W" included in its description / nomenclature are fabric reinforced which provides for greater stability.

LEGG-WALL corrugated sidewalls and cleats are produced in standard, oil-resistant or heat-resistant qualities. Other types are available by request. Type C, TC, TCW, T and TW cleats can be combined individually with their respective sidewalls.

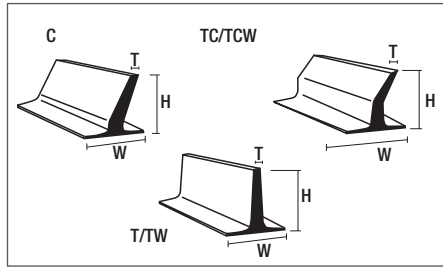
Note: Minimum pulley diameter is dependent on sidewall, cleat and base belting.



Corrugated Sidewall Range



Cleat Range



The LEGG-WALL belt range offers a comprehensive selection of engineered components. This ensures the correct LEGG-WALL configuration for each custom designed application.

NOMINAL DIMENSIONS - CLEATS

TYPE	H		W		P	
	in	mm	in	mm	in	mm
T 35	1.38	35	2.17	55	0.24	6
T55	2.17	55	3.15	80	0.28	7
T 75	2.95	75	3.15	80	0.24	6
T 90	3.54	90	4.13	105	0.43	11
T/TW 110	4.33	110	4.13	105	0.31	8
T/TW 140	5.51	140	6.30	160	0.71	18
T/TW 160	6.30	160	6.30	160	0.63	16
T/TW 180	7.09	180	6.30	160	0.55	14
<hr/>						
C 55	2.17	55	3.15	80	0.24	6
C 75	2.95	75	3.15	80	0.39	10
C 90	3.54	90	4.33	110	0.31	8
C 110	4.33	110	4.33	110	0.28	7
<hr/>						
TC 75	2.95	75	3.23	82	0.28	7
TC 90	3.54	90	4.13	105	0.47	12
TC/TCW 110	4.33	110	4.13	105	0.79	20
TC/TCW 130	5.12	130	6.30	160	0.79	20
TC/TCW 140	5.51	140	6.30	160	0.79	20
TC/TCW 160	6.30	160	6.30	160	0.79	20
TC/TCW 180	7.09	180	6.30	160	0.75	19
TC/TCW 220	8.66	220	6.69	170	1.18	30
TC/TCW 230	9.06	230	6.69	170	1.18	30

NOMINAL DIMENSIONS - SIDEWALL

TYPE	H		W		P	
	in	mm	in	mm	in	mm
M 60 S	2.36	60	1.97	50	1.57	40
M60S	2.36	60	1.97	50	1.97	50
M 80 S	3.15	80	1.97	50	1.57	40
M80S	3.15	80	1.97	50	1.97	50
M 100 S	3.94	100	1.97	50	1.57	40
M 100	3.94	100	1.97	50	1.97	50
M 120	4.72	120	1.97	50	1.97	50
M 140	5.51	140	1.97	50	1.97	50
<hr/>						
MW 120	4.72	120	1.97	50	1.97	50
MW 140	5.51	140	1.97	50	1.97	50
<hr/>						
MWS 120	4.72	120	2.95	75	2.36	60
MWS 140	5.51	140	2.95	75	2.36	60
MWS 160	6.30	160	2.95	75	2.36	60
MWS 180	7.09	180	2.95	75	2.36	60
MWS 200	7.87	200	2.95	75	2.36	60
MWS 240	9.45	240	2.95	75	2.36	60
MWS 250	9.84	250	2.95	75	2.36	60

VACUUM FILTER BELTS

Proven Performance in Any Dewatering Processes

Vacuum filter belts from Legg are specifically designed to separate liquids and solids on horizontal belt filter systems. These belts support the filter cloth, the filter cake and the filtrate within integrated skirts or with additional curbing. The filtrate is removed by vacuum through the molded grooves in the top cover and the drainage holes in the center of the belt.

• Fabric Free Zone

In most cases the textile carcass of the belt must be protected from the filtered media. Legg offers filter belts with a textile free drainage zone. The textile carcass is completely embedded in rubber and separated from both the drainage holes and the belt edges, thus protecting the carcass from both chemical and thermal degradation.

• Bottom Guide

Depending on the filter design, the transport belt often requires either a single guide or multiple guides on the bottom of the belt to assist in tracking and to keep the drainage holes centered over the vacuum box. Drainage holes run through the transport belt and bottom guide allowing access to the collection duct.

The following is a complete list of filter belts we offer:

904251	3/300PP EPDM 1R2L 12" B25 30"
904252	4/400PP EPDM 1R2L 24" B25 24"
904258	4/400PP EPDM 5R2L 24" B50
907425	4/400PP EPDM(9801) 1R2L 2.750 FFZ 54"B100
908044	4/400PP EPDM 1R2L 47" B50 2.275" FFZ
918057	4/500PN HTSBR(4529) 5R2L 24: B50

FILTER BELTS

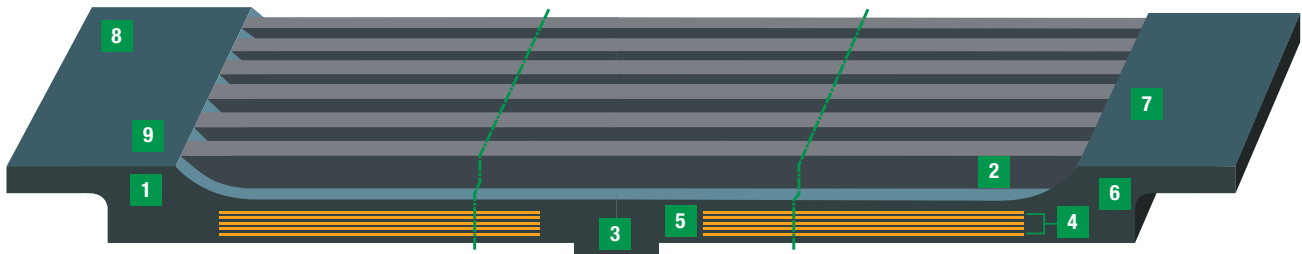
Legg manufactures the perfect solution for traditional horizontal belt filters in widths up to 60 inches (1.5m). Our filter belts are engineered with molded drainage grooves, a fabric free drainage zone, an optional bottom guide and is available in a variety of premium rubber compounds suitable for any HBF application.

Applications

- Mining
- Chemical Processing
- Power Generation
- Waste Management
- Pharmaceuticals

Belt Constructions

Legg offers a variety of filter belt widths and constructions. Starting with a construction 24 inches wide with a single bottom guide, to a construction 60 inches wide with five bottom guides, Legg offers a wide range of filter belt designs. Each Legg filter belt is tailor made for your specific model of horizontal vacuum filter.



Properties

1. Cover Compound

- Good chemical resistance
- High temperature resistance

2. Molded transverse groove surface

- Smooth surface
- Perfect pitch and dimensions of grooves and lands

3. Bottom guide

- Single and multiple guide strip locations available

4. 100% polyester carcass

- High-strength
- Low-elongation
- Laterally stable

5. Fabric free drainage zone

- Same physical properties as rubber covers
- Punching or drilling of center holes does not expose fabric carcass

6. Full rubber edge

- Good lateral stability when guide pulleys are used

7. Un-grooved edge zone

- Suitable for cold bonding or vulcanizing rubber curbing onto the belt

8. Upward folding skirting

- Edge zone can be folded up to desired containment height
- No need to attach additional profiles
- Without curbing, required drive and tail pulley diameters are reduced

9. Smooth and seamless transition between base belt surface and side curbing

- Smooth and straight alignment of the filter cloth
- Minimal air stream leakage between belt and filter cloth



PROFILE DRAINAGE CHANNELS



325 East 10th Street
Halstead, KS 67056
USA

1-800-835-1003

GOODYEAR
RUBBER PRODUCTS, INC.

 **727-342-5088**

You can also email us at
GRP@goodyearrubberproducts.com