



**Stucchi**  
YOUR NEXT GREAT SOLUTION

Stucchi USA | YOUR NEXT GREAT SOLUTION

1105 Windham Parkway | Romeoville, IL 60446 USA | 847.956.9720 | stucchiusa.com

# PRODUCT CATALOG



Product Catalog | REV018



- Flat Face Couplers
- Threaded Flat Face Couplers
- Multi-Coupling Plates
- Poppet Interchange Couplers
- High Pressure 10,000 PSI
- Check Valves
- Accessories

**GOODYEAR**  
RUBBER PRODUCTS, INC.

727-342-5088

You can also email us at  
[GRP@goodyearrubberproducts.com](mailto:GRP@goodyearrubberproducts.com)

**GOODYEAR**  
RUBBER PRODUCTS, INC.

727-342-5088

You can also email us at  
[GRP@goodyearrubberproducts.com](mailto:GRP@goodyearrubberproducts.com)



**Stucchi**<sup>®</sup>

## YOUR NEXT GREAT SOLUTION

Stucchi, Inc. provides high-quality hydraulic quick disconnect solutions. Using a solutions-based, first-to-market approach, we proactively answer our customers' specific needs and meet the demanding requirements of a variety of applications in construction, agriculture, automation, chemicals, off-shore and land-based oil & gas, pulp & paper, plastics, public utilities, and more.

## AT A GLANCE

Stucchi is a recognized global leader in the design and manufacturing of quick coupling products.

- ISO 9001 / Vision 2000 certified
- Quick delivery from U.S.-based inventory
- Variety of sizes ranging from 1/8 inch to 2 1/2 inch to accommodate a wide field of application requirements
- Capabilities extend to 10,000 psi working pressure
- Port configurations include imperial and metric standard in stock
- Various materials and seal options available

## WHY STUCCHI

**Technical Support** provided by experienced customer service and field sales support.

**Product Quality Assurance** documented throughout supply chain, from raw material certifications to pressure testing parts prior to shipping—and everything in between.

**Efficiency Improvements** with solutions that help meet deadlines, eliminate work shutdowns, save time switching out equipment tool lines, and create more time for preventive maintenance.

**Custom Inventory Capabilities** or unique solutions.

## STUCCHI PROMISE

At Stucchi, integrity begins with expert design and quality execution of our products, and it continues to inform what we do and how we act. It is a given that you can rely on our prompt delivery of reliable, quality products, but you can depend on more with us. Our experienced technical support will help you improve your business, not just one of your products, with the promise of opportunity created by a true commitment to process improvement.

**GOODYEAR**  
RUBBER PRODUCTS, INC.

☎ 727-342-5088

You can also email us at  
[GRP@goodyearrubberproducts.com](mailto:GRP@goodyearrubberproducts.com)

**GOODYEAR**  
RUBBER PRODUCTS, INC.

☎ 727-342-5088

You can also email us at  
[GRP@goodyearrubberproducts.com](mailto:GRP@goodyearrubberproducts.com)




# INDUSTRIES



## Mobile

When working on the move or on the road, it's important to cover as much territory as possible. All that movement and activity means a lot of wear and tear on your equipment, so you need heavy-duty couplers and multi-coupling plates made from rugged materials to withstand the abuse. At the same time, you need quick-change versatility and leak-free environmental protection to keep up the pace, whether you are engaged in demolition, maintenance, construction, transportation, waste management, or snow removal.



## Oil & Gas

Drilling for oil, extracting natural gas, and servicing wells—nothing could be much more challenging or rigorous. The demands to meet challenging productivity goals and increase operational predictability are great, all while protecting your people and your company's profits. High performance and reliable connections under high pressure help prevent catastrophic component failures and the resulting negative economic impacts at all stages of the oil and gas drilling and servicing process.



## Industrial

Producing goods is an unrelenting sequence of events, often performed 24-7. Your production reliability depends on consistency and reduction of downtime. Your increased productivity is demanded constantly, and depends on reducing assembly time and cutting production costs under tight space constraints. Quick-connect, leak-free couplers and multi-coupling plates can answer the demand for your manufacturing and automation needs, from tier two automotive parts, to steel or paper mill production, and beyond.



## Agricultural

Working the land has dual demands—protecting the environment and withstanding its rigors at the same time. Frequent attachment and implement substitutions have the potential to create hydraulic fluid leaks, and exposure to extremes of temperature, humidity, and dirt and debris cause wear and tear on equipment tools. The proper couplers and plates save time, prevent harmful leaks, and keep you working with quick-change versatility and leak-free environmental protection.

## OUR EXPERTISE

Stucchi combines forward-thinking problem solving, decades of design and fabrication experience, and a wealth of engineering expertise to create solutions that work.

No matter what industry or application, we understand your needs and work to satisfy your safety, total customer satisfaction, efficiency, environmental, and productivity concerns.





## FLAT FACE COUPLERS



**A PREMIER SERIES** 10  
ISO 16028 Interchange  
Size: 1/8, 1/4, 3/8, 1/2, 5/8, 3/4, 1, 1 1/4, 1 1/2  
Thread: NPT, SAE, JIC, ORFS



**A PREMIER INTERNATIONAL SERIES** 16  
ISO 16028 Interchange  
Size: 1/8, 1/4, 3/8, 1/2, 5/8, 3/4, 1, 1 1/4, 1 1/2  
Thread: BSP, DIN



**FIRG SERIES** 20  
ISO 16028 Interchange  
Size: 1/4, 3/8, 1/2, 5/8, 3/4, 1, 1 1/2, 2  
Thread: NPT, SAE, BSP



**APM SERIES** 24  
ISO 16028 Interchange  
Designed to Connect in the Presence of High Internal Residual Pressure  
Size: 3/8, 1/2, 5/8, 3/4, 1, 1 1/2  
Thread: NPT, SAE, BSP



**A-HD SERIES** 28  
ISO 16028 Interchange  
Designed to Connect in the Presence of High Internal Residual Pressure  
Size: 3/8 thru 1/2  
Thread: NPT, SAE, JIC, ORFS



**PPC SERIES** 30  
ISO 16028 Interchange  
Designed with Push-Pull Connection Sleeve and Clamp  
Size: 3/8, 1/2, 5/8, 3/4  
Thread: NPT, SAE



**FIRGQ SERIES** 32  
ISO 16028 Interchange  
QPQ Treatment and Stainless Steel Internal Parts for Corrosion Resistance  
Size: 1/4, 3/8, 1/2, 5/8, 3/4, 1, 1 1/2, 2  
Thread: NPT, BSP



**A-ZN SERIES** 36  
Special Zinc Treatment for Corrosion Resistance  
Size: 3/8, 1/2, 5/8  
Thread: NPT



**FL SERIES** 40  
ISO 16028 Interchange  
316 Stainless Steel for Corrosion Resistance  
Size: 1/8, 1/4, 3/8, 1/2, 5/8, 3/4, 1, 1 1/2, 2  
Thread: NPT, SAE, BSP

## THREADED FLAT FACE COUPLERS



**VEP SERIES** 44  
Connect / Disconnect Under High Residual Pressure  
Size: 1/4, 3/8, 1/2, 3/4, 1, 1 1/4, 1 1/2, 2  
Thread: NPT, SAE, BSP, ORFS



**VEPHD SERIES** 50  
Connect / Disconnect Under High Residual Pressure  
Size: 3/4, 1, 1 1/4, 1 1/2  
Thread: NPT, SAE, Flange Ports



**VEPHDL SERIES** 56  
Connect / Disconnect Under High Residual Pressure with Locking Pin  
Size: 1, 1 1/4, 1 1/2  
Thread: NPT, SAE, Flange Ports



**VP SERIES** 60  
Connect / Disconnect Under High Residual Pressure with Locking Sleeve  
Size: 1/4, 3/8, 1/2, 3/4, 1, 1 1/4, 1 1/2  
Thread: NPT, SAE, BSP, Flange Ports

## MULTI-COUPLING PLATES



**DP PLATE SERIES** 64  
Single Handle Connection of Multiple Hydraulic Couplings Mounted in a Plate  
Size: 3/8 thru 1  
Option: 2 to 6 Coupling Configurations



**GR PLATE SERIES** 68  
Single Handle Connection of Multiple Hydraulic Couplings Mounted in a Plate  
Size: 3/8 thru 1 1/4  
Option: 2 to 10 Coupling Configurations



**FAP/FAPZ SERIES** 72  
Replacement couplers for Multi-Coupling Plates  
Size: 3/8, 1/2, 3/4, 1, 1 1/4



**HANDLES & CONNECTORS** 75  
Replacement Handle & Electrical Connectors for Multi-Coupling Plates  
Electrical Options: 6 & 7 pin connectors  
Handle Options: DP, GR Standard, HD Series



**GRE PLATE SERIES** 76  
Single Handle Connection of Multiple Couplings for Oil, Water, Pneumatics in Industrial Applications for Quick Tool Changes  
Size: 3/8, 1/2  
Option: 6, 12, 18 Couplings per Plate



**SV2 PLATE SERIES** 80  
Single Motion Connection Auto-lock Design  
Size: 1 1/4 thru 1 1/2  
Option: Max. of 2 lines: one 1 1/4", one 1 1/2"



**BM3 PLATE SERIES** 82  
Single Motion Connection Auto-lock Design  
Size: 1 1/2  
Option: Max. of 2 lines: 1 1/2"



**ONE POSITION PLATE SERIES** 84  
Single Motion Connection Auto-lock Design  
Size: 1 1/2  
Port Options: NPT, SAE

## POPPET INTERCHANGE COUPLERS



**BIR SERIES** 86  
ISO A Interchange  
Size: 1/4, 3/8, 1/2, 3/4, 1, 1 1/4, 1 1/2, 2  
Thread: NPT, SAE, BSP



**IRB | IRBO | IRBX SERIES** 90  
ISO B Interchange  
Material: Steel, Brass, 316 Stainless Steel  
Size: 1/4, 3/8, 1/2, 3/4, 1  
Thread: NPT, BSP



**AG INTERCHANGE IR | IRV | IRS SERIES** 94  
ISO B Interchange  
Standard & Push-pull 2 Way Sleeve PC Version for Connecting with Residual Pressure  
Size: 1/4, 3/8, 1/2, 3/4, 1  
Thread: NPT



**I-IP SERIES** 100  
ISO A Interchange  
Push-Pull Mount  
Size: 1/4, 3/8, 1/2, 3/4, 1  
Thread: NPT, SAE, BSP, DIN



**SH SERIES** 104  
H-IH Interchange  
Material: Carbon Steel, SS on request  
Size: 1/4, 3/8, 1/2, 3/4, 1, 1 1/4, 1 1/2, 2  
Thread: NPT



**IRC SERIES** 108  
Interchange: Tema "T" Series  
Size: 1/4, 3/8, 1/2, 3/4, 1  
Thread: NPT, BSP



## THREADED POPPET COUPLERS



**VOF SERIES** 112  
VOF Interchange: Hydraulics Inc 5TV, Snap-Tite 75, Dixon WS, Faster OGV  
Size: 3/4, 1, 1 1/4, 1 1/2, 2  
Thread: NPT



**VOFX SERIES** 116  
316 Stainless Steel  
VOFX Interchange: Snap-Tite 75, Dixon WS  
Size: 3/4, 1, 1 1/4, 1 1/2, 2  
Thread: NPT



**WING STYLE SERIES** 120  
Wing Style Interchange  
Size: 3/4, 1, 1 1/4, 1 1/2  
Thread: NPT



**VLS SERIES** 122  
Heavy Duty Screw Coupler  
Size: 1/2, 1



**VD SERIES** 126  
European Screw Coupler  
Size: 1/4, 3/8, 1/2, 3/4, 1, 1 1/4  
Thread: BSP, NPT, DIN



**VR SERIES** 130  
German Screw Coupler  
Size: 3/8, 1/2, 1, 1 1/4  
Thread: BSP, DIN

## HIGH PRESSURE 10,000 PSI



**IVHP SERIES** 136  
Energac / Hydraulic Jack, Parker 3000 Interchange  
Thread to Connect 10,000 psi Working Pressure  
Size: 1/4, 3/8  
Thread: NPT



**A-HP SERIES** 140  
Flat Face Coupling  
10,000 psi Working Pressure with Auto-lock Sleeve  
Size: 1/8, 1/4, 3/8  
Thread: NPT, BSP

## CHECK VALVES



**VU / VUZ SERIES** 144  
Check Valves : Black Oxide & CrIII  
Cracking Point: 5 to 65 psi  
Size: 1/4, 3/8, 1/2, 3/4, 1, 1 1/4, 1 1/2, 2  
Thread: NPT, SAE, BSP



**VUX SERIES** 148  
Stainless Check Valves  
Cracking Point: 7.5 psi  
Size: 1/4, 3/8, 1/2, 3/4, 1, 1 1/4, 1 1/2  
Thread: NPT

## SPECIALTY COUPLING



**SATURN BLOCK SERIES** 150  
Size: 1/2, 5/8, 3/4 Pressure Line  
Size: 3/8 or 1/2 Return Line



**CUSTOM PLATE COUPLERS** 154  
Flat Face Couplings  
Size: 3/8, 1/2, 3/4, 1, 1 1/4, 1 1/2, 2, 2 1/2  
Thread: JIC, SAE, DIN, ORFS, SAE, BSP



**FIRG/ISO A SERIES ADAPTER** 156  
Adapter Coupler  
Size: 1/2

## ADDITIONAL

Interchange Guide 158

Numerical Part Number Index 162

Sales & Marketing Materials 176

Coupler & Nipple ID Charts 178

Custom Solutions 180



# Stucchi®

## Customer Service

### How to Open an Account/Same-Day Approval Available

- Contact the regional sales manager for approval; fill out the credit application by printing a copy from [www.stucchiusa.com](http://www.stucchiusa.com)
- Email the completed and signed credit application to [sales@stucchiusa.com](mailto:sales@stucchiusa.com) or fax to 847-956-9723
- We will notify you by phone, fax, or e-mail of credit approval

**How to Order from Stucchi, Inc.** We prefer orders to be faxed or emailed to [sales@stucchiusa.com](mailto:sales@stucchiusa.com) using the Stucchi order code to eliminate any possible errors. Our technical staff is available to take your order, assist you in finding the correct part, or answer any questions.

**Delivery/Shipment of Orders** Every order received is treated as a rush order. You tell us how fast you need it! Standard orders are accepted until 4:30 pm for same-day shipment. UPS Red orders are accepted until 5:00 pm Central time for same-day shipment.

**Price Quote/Non-Catalog Items** Stucchi is constantly adding parts to its product offering. If you need a non-inventory or specialty part not listed in the catalog, please fill out the technical data page in the back of the catalog and fax or mail the information, along with a sample of the required part, if possible. Call us for price and availability on your hard-to-find items. Formal quotations for products are furnished upon request.

## Company Policy

**Credit Policy** Our credit terms are net 30 days, less 1% 10 days. Accounts outstanding over 30 days are reviewed daily. All accounts that reach 30 days past due from the invoice date will be changed to a COD account until past due amounts are paid. At 45 days past due, all orders and backorders will automatically be put on credit hold until full payment is received. Payment for products should be made in U.S. dollars.

**Return Policy** Contact customer service to obtain a returned material authorization (RMA) number. Our receiving department cannot accept a return without a proper number. Parts must be returned within 30 days of receipt of goods. Returned goods are subject to a 20% restocking fee. All returns are subject to inspection and may be rejected if not in resaleable condition.

**Minimum Order and Invoice** All orders for less than \$100 are subject to a minimum net charge of \$100 plus shipping costs, unless waived by the seller.

**Delivery** Regardless of the billing method or the party selecting the carrier, risk of loss shall pass to the buyer upon delivery to a carrier. Delivery dates are approximate only and the seller shall have no liability for delays in delivery.

**Limited Warranty** Stucchi manufactured products are warranted to the original user against defects in material and workmanship under normal use and proper installation (see Stucchi engineering data for correct handling instructions) for one year after date of purchase, or 2000 operating hours, whichever comes first. The seller's sole obligation under this warranty is limited to repairing or replacing, as hereinafter provided, at its option any product found, to seller's satisfaction, to be defective upon examination within 30 days of discovery of defect(s). This warranty will not apply to any product that has been subject to abuse, accident, misapplication, or negligence. This warranty will not apply to altered products repaired by someone other than seller, or normal maintenance services and replacement of service items. The seller disclaims all warranties, expressed or implied, including but not limited to any implied warranties of merchantability or fitness for a particular purpose and any other obligation or liability. Stucchi strives to maintain the highest quality products to limit field service time due to failures in performance. However, if there is a need to return product, Stucchi's return policy requires a returned material authorization (RMA) number.

**Governing Laws** This agreement shall be construed to be between merchants. The laws of the State of Illinois shall govern any questions concerning its validity and/or constriction of performance.

**Catalog Policy** The text, data, and illustrations indicated in this catalog may be changed by Stucchi at any time without notice.

**GOODYEAR**  
RUBBER PRODUCTS, INC.

☎ 727-342-5088

You can also email us at  
[GRP@goodyearrubberproducts.com](mailto:GRP@goodyearrubberproducts.com)

**GOODYEAR**  
RUBBER PRODUCTS, INC.

☎ 727-342-5088

You can also email us at  
[GRP@goodyearrubberproducts.com](mailto:GRP@goodyearrubberproducts.com)



The A Premier Series Flat Face ISO 16028 Interchange Couplings offer higher pressure ratings, superior flow characteristics, and lower pressure drops compared to FIRG Series or competitors' products. Specifically designed for applications needing no-leak performance and the ideal solution for limiting contamination in hydraulic circuits, the non-spill design avoids fluid loss during connection and disconnection. The A Premier is also available in an international version, with British BSP or German DIN port options.



Repair Kits, Protective Caps & Plugs – page 14

### FEATURES

**Size range:** 1/8" thru 1 1/2"  
**Port options:** NPT, SAE, JIC, ORFS  
**Interchanges with ISO 16028**  
**Working pressure:** 27-42 MPa/3915-6090 psi range

- Lock system stops unwanted disconnection
- Modular structure for multiple port option
- Hardened steel, 12 to 20 balls reduce brinelling

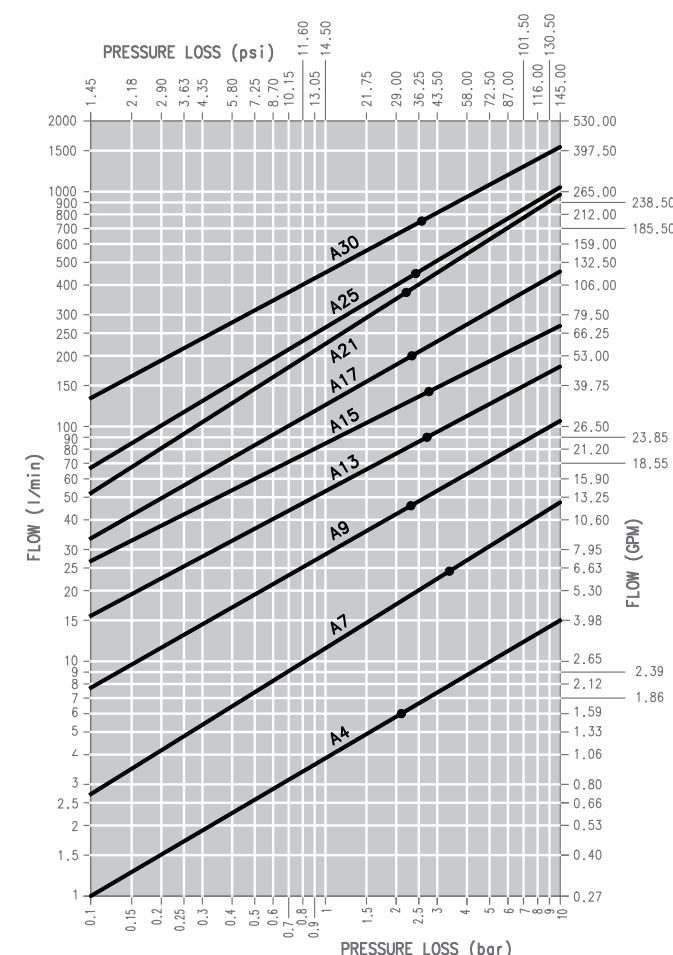
### APPLICATIONS

Specifically designed for applications needing no-leak performance

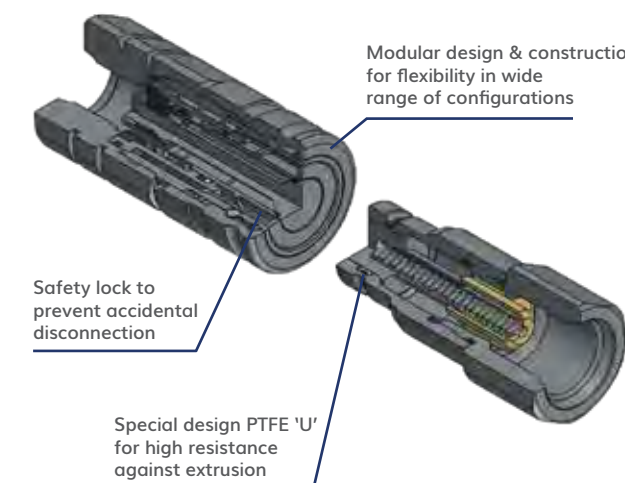
- Ideal for limiting contamination in hydraulic circuit
- Applications involving high pressure impulses in agriculture equipment, mobile construction equipment, oil & gas exploration, and general industrial plants



### PRESSURE DROP



OIL = ISO VG32, TEMP = 40C, VISCOSITY = 28.8-35.2 MM<sup>2</sup>/S



### PERFORMANCE

DESCRIPTION	SIZE	ISO SIZE	MAX. OPERATING PRESSURE COUPLED		COUPLED		BURST PRESSURE			SPILLAGE*	
			MPa	psi	MPa	psi	MALE MPa	psi	FEMALE MPa		psi
A4	1/8	-	42	6090	126	18270	126	18270	126	18270	0.001
A7	1/4	6.3	42	6090	126	18270	126	18270	126	18270	0.006
A9	3/8	10.0	35	5075	100	14500	100	14500	100	14500	0.012
A13	1/2	12.5	33	4785	100	14500	100	14500	100	14500	0.020
A15	5/8	16.0	33	4785	100	14500	100	14500	100	14500	0.026
A17	3/4	19.0	33	4785	100	14500	100	14500	100	14500	0.032
A21	1	25.0	30	4350	80	11600	80	11600	80	11600	0.035
A25	1 1/4	-	30	4350	80	11600	80	11600	80	11600	0.170
A30	1 1/2	-	27	3915	80	11600	80	11600	70	10150	0.050

\* Spillage is an indicative value of the fluid loss per couple-uncouple cycle.

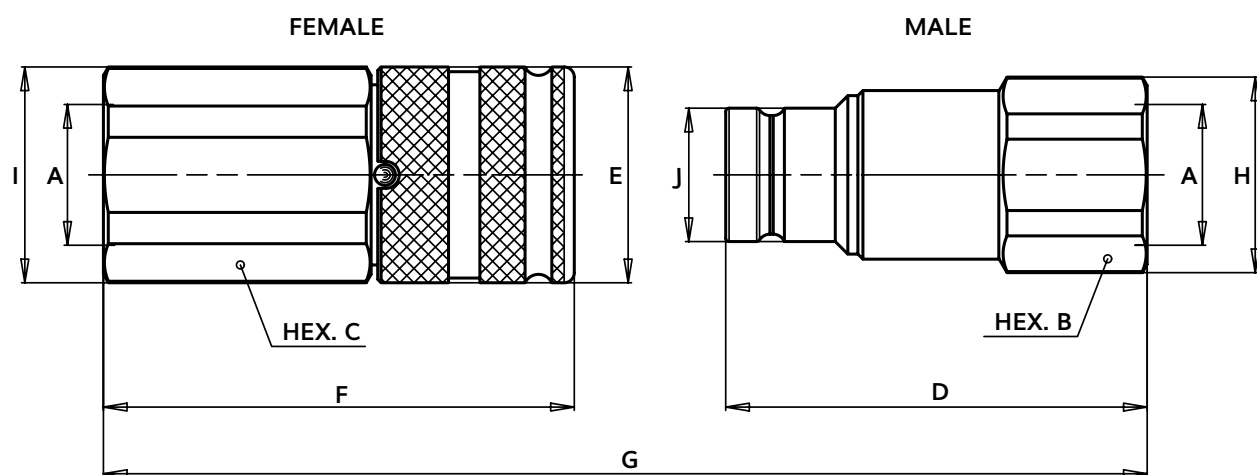
# A PREMIER SERIES

## FLAT FACE COUPLERS ISO 16028 Interchange



FLAT FACE COUPLERS

### SIZE DIAGRAM



DESCRIPTION	BODY SIZE	A	UNIT											WEIGHT	
				B	C	D	E	F	G	H	I	J	UNIT	MALE	FEMALE
A4	1/8	1/8	mm	17.0	19.0	36.3	20.0	40.0	68.4	18.5	20.5	11.6	kg	0.038	0.073
			inch	0.67	0.75	1.43	0.79	1.57	2.69	0.73	0.81	0.46	lb	0.08	0.16
A7	1/4	1/4	mm	22.0	27.0	47.9	28.0	53.1	90.2	23.8	29.0	16.1	kg	0.088	0.187
			inch	0.87	1.06	1.89	1.10	2.09	3.55	0.94	1.14	0.63	lb	0.19	0.41
A9	3/8	3/8	mm	27.0	30.0	60.0	32.0	64.8	108.8	29.0	32.0	19.7	kg	0.150	0.273
			inch	1.06	1.18	2.36	1.26	2.55	4.28	1.14	1.26	0.78	lb	0.33	0.60
A9	3/8	1/2	mm	27.0	30.0	62.5	32.0	69.8	116.3	29.0	32.0	19.7	kg	0.138	0.278
			inch	1.06	1.18	2.46	1.26	2.75	4.58	1.14	1.26	0.78	lb	0.30	0.61
A13	1/2	1/2	mm	36.0	36.0	68.0	38.0	76.8	127.5	40.0	40.0	24.5	kg	0.295	0.452
			inch	1.42	1.42	2.68	1.50	3.02	5.02	1.57	1.57	0.96	lb	0.65	1.00
A13	1/2	3/4	mm	36.0	36.0	70.5	38.0	83.8	137.0	40.0	40.0	24.5	kg	0.273	0.469
			inch	1.42	1.42	2.78	1.50	3.30	5.39	1.57	1.57	0.96	lb	0.60	1.03
A15	5/8	3/4	mm	36.0	41.0	73.0	42.0	84.0	139.4	38.5	44.8	27.0	kg	0.292	0.631
			inch	1.42	1.61	2.87	1.65	3.31	5.49	1.52	1.76	1.06	lb	0.64	1.39
A17	3/4	3/4	mm	46.0	46.0	83.7	48.0	95.8	157.5	49.8	49.8	30.0	kg	0.535	0.960
			inch	1.81	1.81	3.30	1.89	3.77	6.20	1.96	1.96	1.18	lb	1.18	2.12
A17	3/4	1	mm	46.0	46.0	83.7	48.0	98.8	160.5	49.8	49.8	30.0	kg	0.473	0.931
			inch	1.81	1.81	3.30	1.89	3.89	6.32	1.96	1.96	1.18	lb	1.04	2.05
A21	1	1	mm	55.0	55.0	96.8	55.0	104.8	178.6	59.8	59.8	36.0	kg	0.900	1.430
			inch	2.17	2.17	3.81	2.17	4.13	7.03	2.35	2.35	1.42	lb	1.98	3.15
A21	1	1 1/4	mm	55.0	55.0	90.0	55.0	105.8	172.8	59.8	59.8	36.0	kg	0.700	1.312
			inch	2.17	2.17	3.54	2.17	4.17	6.80	2.35	2.35	1.42	lb	1.54	2.89
A25	1 1/4	1	mm	55.0	55.0	105.0	65.0	125.1	206.8	59.8	65.0	44.0	kg	1.105	2.100
			inch	2.17	2.17	4.13	2.56	4.93	8.14	2.35	2.56	1.73	lb	2.44	4.63
A25	1 1/4	1 1/4	mm	55.0	55.0	105.0	65.0	125.1	206.8	59.8	65.0	44.0	kg	1.105	2.100
			inch	2.17	2.17	4.13	2.56	4.93	8.14	2.35	2.56	1.73	lb	2.44	4.63
A30	1 1/2	1 1/2	mm	65.0	65.0	111.1	80.0	132.4	214.9	69.8	82.0	57.0	kg	1.665	3.140
			inch	2.56	2.56	4.37	3.15	5.21	8.46	2.75	3.23	2.24	lb	3.67	6.92

### Interchange NPT and JIC Thread | ISO 16028

PART	BODY SIZE	PORT SIZE	THREAD TYPE	ORDER CODE	PART DESCRIPTION
<b>A PREMIER NPT THREAD</b>					
COUPLER	1/8	1/8	NPT	801301002	F. A4 1/8 NPT
NIPPLE	1/8	1/8	NPT	801301003	M. A4 1/8 NPT
COUPLER	1/4	1/4	NPT	801301004	F. A7 1/4 NPT
NIPPLE	1/4	1/4	NPT	801301023	M. A7 1/4 NPT
COUPLER	3/8	3/8	NPT	801301006	F. A9 3/8 NPT
NIPPLE	3/8	3/8	NPT	801301005	M. A9 3/8 NPT
COUPLER	3/8	1/2	NPT	801301008	F. A9 1/2 NPT
NIPPLE	3/8	1/2	NPT	801301007	M. A9 1/2 NPT
COUPLER	1/2	1/2	NPT	801301010	F. A13D 1/2 NPT
NIPPLE	1/2	1/2	NPT	801301009	M. A13 1/2 NPT
COUPLER	1/2	3/4	NPT	801301012	F. A13D 3/4 NPT
NIPPLE	1/2	3/4	NPT	801301011	M. A13 3/4 NPT
COUPLER	5/8	3/4	NPT	801301014	F. A15 3/4 NPT
NIPPLE	5/8	3/4	NPT	801301013	M. A15 3/4 NPT
COUPLER	5/8	1	NPT	801301020	F. A15 1 NPT
NIPPLE	5/8	1	NPT	801301019	M. A15 1 NPT
COUPLER	3/4	3/4	NPT	801301030	F. A17 3/4 NPT
NIPPLE	3/4	3/4	NPT	801301031	M. A17 3/4 NPT
COUPLER	3/4	1	NPT	801301000	F. A17 1 NPT
NIPPLE	3/4	1	NPT	801301001	M. A17 1 NPT
COUPLER	1	1	NPT	801301028	F. A21 1 NPT
NIPPLE	1	1	NPT	801301029	M. A21 1 NPT
COUPLER	1	1 1/4	NPT	801301016	F. A21 1 1/4 NPT
NIPPLE	1	1 1/4	NPT	801301015	M. A21 1 1/4 NPT
COUPLER	1 1/4	1 1/4	NPT	801301034	F. A25 1 1/4 NPT
NIPPLE	1 1/4	1 1/4	NPT	801301035	M. A25 1 1/4 NPT
COUPLER	1 1/2	1 1/2	NPT	801301018	F. A30 1 1/2 NPT
NIPPLE	1 1/2	1 1/2	NPT	801301017	M. A30 1 1/2 NPT
<b>A PREMIER JIC THREAD</b>					
COUPLER	3/8	1/2	JIC BULKHEAD	801306004	F. A9 1/2 JIC EXT.
NIPPLE	3/8	1/2	JIC BULKHEAD	801306005	M. A9 1/2 JIC EXT.
COUPLER	3/8	1/2	JIC BULKHEAD	801306014	F. A9 1/2 JIC BH
NIPPLE	3/8	1/2	JIC BULKHEAD	801306015	M. A9 1/2 JIC BH
COUPLER	1/2	1/2	JIC BULKHEAD	803306006	F. A13D 1/2 JIC BH
NIPPLE	1/2	1/2	JIC BULKHEAD	801306031	M. A13D 1/2 JIC BH
COUPLER	1/2	5/8	JIC BULKHEAD	803306000	F. A13D 5/8 JIC BH
NIPPLE	1/2	5/8	JIC BULKHEAD	801306017	M. A13 5/8 JIC BH
COUPLER	1/2	3/4	JIC BULKHEAD	801306024	F. A13D 3/4 JIC BH
NIPPLE	1/2	3/4	JIC BULKHEAD	801306025	M. A13 3/4 JIC BH
COUPLER	5/8	3/4	JIC BULKHEAD	801306026	F. A15 3/4 JIC BH
NIPPLE	5/8	3/4	JIC BULKHEAD	801306027	M. A15 3/4 JIC BH
COUPLER	3/4	3/4	JIC BULKHEAD	801306028	F. A17 3/4 JIC BH
NIPPLE	3/4	3/4	JIC BULKHEAD	801306029	M. A17 3/4 JIC BH
COUPLER	1/2	5/8	JIC INTERNAL	803706002	F. A13 TI 5/8 JIC INT
NIPPLE	1/2	5/8	JIC INTERNAL	803706003	M. A13 TI 5/8 JIC INT



Coupler



Nipple



Coupler

# A PREMIER SERIES

## FLAT FACE COUPLERS ISO 16028 Interchange



FLAT FACE COUPLERS

### Interchange ORFS Thread | ISO 16028

PART	BODY SIZE	PORT SIZE	THREAD TYPE	ORDER CODE	PART DESCRIPTION
<b>A PREMIER ORFS THREAD</b>					
COUPLER	3/8	3/8	ORFS	801313012	F. A9 3/8 ORFS
NIPPLE	3/8	3/8	ORFS	801313013	M. A9 3/8 ORFS
COUPLER	3/8	3/8	ORFS BULKHEAD	801313014	F. A9 3/8 ORFS BH
NIPPLE	3/8	3/8	ORFS BULKHEAD	801313015	M. A9 3/8 ORFS BH
COUPLER	1/2	1/2	ORFS	801313016	F. A13 1/2 ORFS
NIPPLE	1/2	1/2	ORFS	801313017	M. A13 1/2 ORFS
COUPLER	1/2	1/2	ORFS BULKHEAD	801313018	F. A13 1/2 ORFS BH
NIPPLE	1/2	1/2	ORFS BULKHEAD	801313019	M. A13 1/2 ORFS BH
COUPLER	1/2	5/8	ORFS BULKHEAD	803313000	F. A13D 5/8 ORFS BH 33
NIPPLE	1/2	5/8	ORFS BULKHEAD	801313001	M. A13 5/8 ORFS BH 33
COUPLER	1/2	5/8	ORFS BULKHEAD	803313006	F. A13 5/8 ORFS BH
NIPPLE	1/2	5/8	ORFS BULKHEAD	801313029	M. A13 5/8 ORFS BH
COUPLER	1/2	3/4	ORFS BULKHEAD	803313002	F. A13D 3/4 ORFS BH
NIPPLE	1/2	3/4	ORFS BULKHEAD	801313005	M. A13 3/4 ORFS BH
COUPLER	1/2	1	ORFS BULKHEAD	803313004	F. A13D 1 ORFS BH
NIPPLE	1/2	1	ORFS BULKHEAD	801313007	M. A13 1 ORFS BH
COUPLER	5/8	3/4	ORFS	801313020	F. A15 3/4 ORFS
NIPPLE	5/8	3/4	ORFS	801313021	M. A15 3/4 ORFS
COUPLER	5/8	3/4	ORFS BULKHEAD	801313022	F. A15 3/4 ORFS BH
NIPPLE	5/8	3/4	ORFS BULKHEAD	801313023	M. A15 3/4 ORFS BH
COUPLER	3/4	1	ORFS BULKHEAD	801313008	F. A17 1 ORFS BH
NIPPLE	3/4	1	ORFS BULKHEAD	801313009	M. A17 1 ORFS BH
COUPLER	3/4	1	ORFS	801313010	F. A17 1 ORFS
NIPPLE	3/4	1	ORFS	801313011	M. A17 1 ORFS
COUPLER	1	1 1/4	ORFS	801313024	F. A21 1 1/4 ORFS
NIPPLE	1	1 1/4	ORFS	801313025	M. A21 1 1/4 ORFS
COUPLER	1	1 1/4	ORFS BULKHEAD	801313026	F. A21 1 1/4 ORFS BH
NIPPLE	1	1 1/4	ORFS BULKHEAD	801313027	M. A21 1 1/4 ORFS BH



Nipple



Coupler

### Interchange SAE Thread | ISO 16028

PART	BODY SIZE	PORT SIZE	THREAD TYPE	ORDER CODE	PART DESCRIPTION
<b>A PREMIER SAE THREAD</b>					
COUPLER	1/8	1/8	SAE	801304002	F. A4 3/16 SAE
NIPPLE	1/8	1/8	SAE	801304003	M. A4 3/16 SAE
COUPLER	1/4	3/8	SAE	801304004	F. A7 3/8 SAE
NIPPLE	1/4	3/8	SAE	801304017	M. A7 3/8 SAE
COUPLER	3/8	3/8	SAE	801304006	F. A9 3/8 SAE
NIPPLE	3/8	3/8	SAE	801304005	M. A9 3/8 SAE
COUPLER	3/8	1/2	SAE	801304008	F. A9 1/2 SAE
NIPPLE	3/8	1/2	SAE	801304007	M. A9 1/2 SAE
COUPLER	3/8	5/8	SAE	801304030	F. A9 5/8 SAE
NIPPLE	3/8	5/8	SAE	801304031	M. A9 5/8 SAE
COUPLER	1/2	1/2	SAE	803304004	F. A13D 1/2 SAE
NIPPLE	1/2	1/2	SAE	801304035	M. A13 1/2 SAE
COUPLER	1/2	5/8	SAE	801304024	F. A13D 5/8 SAE
NIPPLE	1/2	5/8	SAE	801304025	M. A13 5/8 SAE
COUPLER	1/2	3/4	SAE	801304010	F. A13D 3/4 SAE
NIPPLE	1/2	3/4	SAE	801304009	M. A13 3/4 SAE
COUPLER	5/8	3/4	SAE	801304012	F. A15 3/4 SAE
NIPPLE	5/8	3/4	SAE	801304011	M. A15 3/4 SAE
COUPLER	3/4	3/4	SAE	801304028	F. A17 3/4 SAE
NIPPLE	3/4	3/4	SAE	801304029	M. A17 3/4 SAE
COUPLER	3/4	1	SAE	801304000	F. A17 1 SAE
NIPPLE	3/4	1	SAE	801304001	M. A17 1 SAE
COUPLER	1	1	SAE	801304038	F. A21 1 SAE
NIPPLE	1	1	SAE	801304039	M. A21 1 SAE
COUPLER	1	1 1/4	SAE	801304014	F. A21 1 1/4 SAE
NIPPLE	1	1 1/4	SAE	801304013	M. A21 1 1/4 SAE
COUPLER	1 1/4	1 1/4	SAE	801304042	F. A25 1 1/4 SAE
NIPPLE	1 1/4	1 1/4	SAE	801304043	M. A25 1 1/4 SAE
COUPLER	1 1/2	1 1/2	SAE	801304016	F. A30 1 1/2 SAE
NIPPLE	1 1/2	1 1/2	SAE	801304015	M. A30 1 1/2 SAE



Coupler



Nipple

### A Premier Series Accessories Coupler Dust Cap | Nipple Dust Cap

BODY SIZE	PORT SIZE	ORDER CODE	DESCRIPTION
<b>COUPLER / FEMALE DUST CAP</b>			
1/4	1/4	815100000	CAP F. FIRG14/A7
3/8	3/8	-	-
3/8	3/8 & 1/2	815100002	CAP F. FIRG38/A9/FIRG12
1/2	1/2	815100004	CAP F. FIRG12A/A13
1/2	1/2 & 3/4	815100006	CAP F. FIRG34/A13
5/8	3/4	815100008	CAP F. FIRG34B/A15
3/4	3/4	815100010	CAP F. FIRG100/A17
1	1	815100012	CAP F. FIRG114/A21
1 1/4	1 1/4	815205020	CAP F. A25
1 1/2	1 1/2	815100014	CAP F. FIRG112/A30
2	2	815100016	CAP F. FIRG 200
<b>NIPPLE / MALE DUST CAP</b>			
1/4	1/4	815100001	CAP M. FIRG14/A7
3/8	3/8	815100003	CAP M. FIRG38/A9
3/8	3/8 & 1/2	815100005	CAP M. FIRG12/A9
1/2	1/2	815100007	CAP M. FIRG12A/A13
1/2	1/2 & 3/4	815100009	CAP M. FIRG34/A13
5/8	3/4	815100011	CAP M. FIRG34B/A15
3/4	3/4	815100013	CAP M. FIRG100/A17
1	1	815100015	CAP M. FIRG114/A21
1 1/4	1 1/4	815205021	CAP M. A25
1 1/2	1 1/2	815100017	CAP M. FIRG112/A30
2	2	815100019	CAP M. FIRG 200



Female Cap



Male Cap

Additional colors available upon request

### Hand Tool Applications Special Configuration | ISO 16028

PART	BODY SIZE	PORT SIZE	THREAD TYPE	ORDER CODE	PART DESCRIPTION
<b>A PREMIER MALE SAE THREAD</b>					
COUPLER	3/8	3/8	MALE SAE	803704004	F. A9 3/8 T30 SAE EXT
NIPPLE	3/8	3/8	MALE SAE	801304037	M. A9 3/8 SAE EXT
COUPLER	3/8	1/2	MALE SAE	803704006	F. A9 1/2 T30 SAE EXT
COUPLER	3/8	1/2	MALE SAE	801304032	F. A9 1/2 SAE EXT
NIPPLE	3/8	1/2	MALE SAE	801304033	M. A9 1/2 SAE EXT
<b>A PREMIER FEMALE NPT THREAD</b>					
COUPLER*	3/8	3/8	FEMALE NPT	803601000	F. FIRG 3/8 T30 NPT
COUPLER*	3/8	1/2	FEMALE NPT	803601002	F. FIRG 1/2 T30 NPT

\* Thin sleeve version for hand tool usage.



Coupler



Nipple

### Repair Kits

ORDER CODE	DESCRIPTION
<b>A PREMIER SERIES</b>	
815700097	KIT M. A9
815700099	KIT M. A13
815700101	KIT M. A15
815700103	KIT M. A17



### A PREMIER FEMALE SAE 90

PART	BODY SIZE	PORT SIZE	THREAD TYPE	ORDER CODE	PART DESCRIPTION
COUPLER	1/2	1/2	SAE 90	801354002	F. A13 1/2 SAE 90
NIPPLE	1/2	1/2	SAE 90	801354003	M. A13 1/2 SAE 90
COUPLER	1/2	3/8	SAE 90	801354004	F. A13 3/8 SAE 90



# A PREMIER INTERNATIONAL SERIES

## FLAT FACE COUPLERS ISO 16028 Interchange



FLAT FACE COUPLERS

The A Premier International Series offers the same higher pressure ratings, superior flow characteristics, and lower pressure drop features and benefits as the A Premier series, with convenient international British BSP or German DIN port configurations. Specifically designed for applications needing no-leak performance and the ideal solution for limiting contamination in hydraulic circuits, the non-spill design avoids fluid loss during connection and disconnection.



Technical Data – pages 11-15

Repair Kits, Protective Caps & Plugs – page 19

### FEATURES

**Size range:** 1/8" thru 1 1/2"

**Port options:** BSP, DIN

**Interchanges** with ISO 16028

**Working pressure:** 27-42 MPa/3915-6090 psi range

- Lock system stops unwanted disconnection
- Modular structure for multiple port options
- Hardened steel, 12 to 20 balls reduce brinelling

### APPLICATIONS

Specifically designed for applications needing no-leak performance

- Ideal for limiting contamination in hydraulic circuit
- Applications involving high-pressure impulses in agriculture equipment, mobile construction equipment, oil & gas exploration, and general industrial plants



### BSP International Port ISO 16028

PART	BODY SIZE	THREAD TYPE	THREAD SIZE	PORT THREAD	ORDER CODE	PART DESCRIPTION
<b>A PREMIER BSP THREAD</b>						
COUPLER	1/8	BSP	1/8	1/8 - 19	801300002	F. A4 1/8 BSP
NIPPLE	1/8	BSP	1/8	1/8 - 19	801300003	M. A4 1/8 BSP
COUPLER	1/4	BSP	1/4	1/4 - 19	801300004	F. A7 1/4 BSP
NIPPLE	1/4	BSP	1/4	1/4 - 19	801300031	M. A7 1/4 BSP
NIPPLE	3/8	BSP	3/8	3/8 - 19	801300005	M. A9 3/8 BSP
COUPLER	3/8	BSP	3/8	3/8 - 19	801300006	F. A9 3/8 BSP
NIPPLE	3/8	BSP	1/2	1/2 - 14	801300007	M. A9 1/2 BSP
COUPLER	3/8	BSP	1/2	1/2 - 14	801300008	F. A9 1/2 BSP
NIPPLE	1/2	BSP	1/2	1/2 - 14	801300013	M. A13 1/2 BSP
COUPLER	1/2	BSP	1/2	1/2 - 14	801300014	F. A13 1/2 BSP
NIPPLE	1/2	BSP	3/4	3/4 - 14	801300015	M. A13 3/4 BSP
COUPLER	1/2	BSP	3/4	3/4 - 14	801300016	F. A13 3/4 BSP
NIPPLE	5/8	BSP	3/4	3/4 - 14	801300021	M. A15 3/4 BSP
COUPLER	5/8	BSP	3/4	3/4 - 14	801300022	F. A15 3/4 BSP
COUPLER	3/4	BSP	3/4	3/4 - 14	801300040	F. A17 3/4 BSP
NIPPLE	3/4	BSP	3/4	3/4 - 14	801300041	M. A17 3/4 BSP
COUPLER	3/4	BSP	1	1 - 11	801300000	F. A17 1 BSP
NIPPLE	3/4	BSP	1	1 - 11	801300001	M. A17 1 BSP
NIPPLE	1	BSP	1 1/4	1 1/4 - 11	801300023	M. A21 1 1/4 BSP
COUPLER	1	BSP	1 1/4	1 1/4 - 11	801300024	F. A21 1 1/4 BSP
COUPLER	1 1/4	BSP	1 1/4	1 1/4 - 11	801300052	F. A25 1 1/4 BSP
NIPPLE	1 1/4	BSP	1 1/4	1 1/4 - 11	801300053	M. A25 1 1/4 BSP
COUPLER	1 1/2	BSP	1 1/2	1 1/2 - 11	801300026	F. A30 1 1/2 BSP
NIPPLE	1 1/2	BSP	1 1/2	1 1/2 - 11	801300025	M. A30 1 1/2 BSP

### DIN International Port L (Light) and S (Heavy) | ISO 16028 | DIN 3852

PART	BODY SIZE	METRIC THREAD	PART SERIES	TUBE O.D.	THREAD SIZE	ORDER CODE	PART DESCRIPTION
<b>A PREMIER DIN THREAD</b>							
COUPLER	1/4	DIN	L	10	M 16X1.5	801308010	F. A7 L10
NIPPLE	1/4	DIN	L	10	M 16X1.5	801308011	M. A7 L10
COUPLER	3/8	DIN	L	10	M 16X1.5	801308008	F. A9 L10
NIPPLE	3/8	DIN	L	10	M 16X1.5	801308009	M. A9 L10
COUPLER	3/8	DIN	L	12	M 18X1.5	801308004	F. A9 L12
NIPPLE	3/8	DIN	L	12	M 18X1.5	801308005	M. A9 L12
COUPLER	3/8	DIN	L	15	M 22X1.5	801308006	F. A9 L15
NIPPLE	3/8	DIN	L	15	M 22X1.5	801308007	M. A9 L15
COUPLER	1/2	DIN	L	12	M 18X1.5	801308000	F. A13 L12
NIPPLE	1/2	DIN	L	12	M 18X1.5	801308001	M. A13 L12
COUPLER	1/2	DIN	L	15	M 22X1.5	801308002	F. A13 L15
NIPPLE	1/2	DIN	L	15	M 22X1.5	801308003	M. A13 L15
COUPLER	5/8	DIN	L	15	M 22X1.5	801308016	F. A15 L15
NIPPLE	5/8	DIN	L	15	M 22X1.5	801308017	M. A15 L15
COUPLER	5/8	DIN	L	22	M 30X2	801308020	F. A15 L22
NIPPLE	5/8	DIN	L	22	M 30X2	801308021	M. A15 L22
COUPLER	3/4	DIN	L	22	M 30X2	801308024	F. A17 L22
NIPPLE	3/4	DIN	L	22	M 30X2	801308025	M. A17 L22
COUPLER	1/4	DIN	S	10	M 18X1.5	801309004	F. A7 S10
NIPPLE	1/4	DIN	S	10	M 18X1.5	801309005	M. A7 S10
COUPLER	3/8	DIN	S	10	M 18X1.5	801309006	F. A9 S10
NIPPLE	3/8	DIN	S	10	M 18X1.5	801309007	M. A9 S10
COUPLER	3/8	DIN	S	12	M 20X1.5	801309008	F. A9 S12
NIPPLE	3/8	DIN	S	12	M 20X1.5	801309009	M. A9 S12
COUPLER	1/2	DIN	S	12	M 20X1.5	801309014	F. A13 S12
NIPPLE	1/2	DIN	S	12	M 20X1.5	801309015	M. A13 S12
COUPLER	3/8	DIN	FEMALE	22	M 22X1.5	801312000	F. A9 M22X1.5

# A PREMIER INTERNATIONAL SERIES

## FLAT FACE COUPLERS ISO 16028 Interchange



FLAT FACE COUPLERS

DIN International Port L (Light) and S (Heavy) | SCHOTT (DIN Bulkhead) | ISO 16028 | DIN 3852

PART	BODY SIZE	METRIC THREAD	PORT SERIES	TUBE O.D.	THREAD SIZE	ORDER CODE	PART DESCRIPTION
<b>A PREMIER DIN THREAD</b>							
COUPLER	1/4	DIN	L	10	M 16X1.5 SCHOTT	801310010	F. A7 L10 SCHOTT
NIPPLE	1/4	DIN	L	10	M 16X1.5 SCHOTT	801310011	M. A7 L10 SCHOTT
COUPLER	3/8	DIN	L	12	M 18X1.5 SCHOTT	801310004	F. A9 L12 SCHOTT
NIPPLE	3/8	DIN	L	12	M 18X1.5 SCHOTT	801310005	M. A9 L12 SCHOTT
COUPLER	3/8	DIN	L	15	M 16X1.5 SCHOTT	801310006	F. A9 L15 SCHOTT
NIPPLE	3/8	DIN	L	15	M 16X1.5 SCHOTT	801310007	M. A9 L15 SCHOTT
COUPLER	3/8	DIN	L	10	M 16X1.5 SCHOTT	801310008	F. A9 L10 SCHOTT
NIPPLE	3/8	DIN	L	10	M 16X1.5 SCHOTT	801310009	M. A9 L10 SCHOTT
COUPLER	1/2	DIN	L	12	M 18X1.5 SCHOTT	801310000	F. A13 L12 SCHOTT
NIPPLE	1/2	DIN	L	12	M 18X1.5 SCHOTT	801310001	M. A13 L12 SCHOTT
COUPLER	1/2	DIN	L	15	M 22X1.5 SCHOTT	801310002	F. A13 L15 SCHOTT
NIPPLE	1/2	DIN	L	15	M 22X1.5 SCHOTT	801310003	M. A13 L15 SCHOTT
COUPLER	5/8	DIN	L	18	M 26X1.5 SCHOTT	801310018	F. A15 L18 SCHOTT
NIPPLE	5/8	DIN	L	18	M 26X1.5 SCHOTT	801310019	M. A15 L18 SCHOTT
COUPLER	5/8	DIN	L	22	M 30X1.5 SCHOTT	801310020	F. A15 L22 SCHOTT
NIPPLE	5/8	DIN	L	22	M 30X1.5 SCHOTT	801310021	M. A15 L22 SCHOTT
COUPLER	3/4	DIN	L	18	M 26X1.5 SCHOTT	801310022	F. A17 L18 SCHOTT
NIPPLE	3/4	DIN	L	18	M 26X1.5 SCHOTT	801310023	M. A17 L18 SCHOTT
COUPLER	3/4	DIN	L	22	M 30X1.5 SCHOTT	801310024	F. A17 L22 SCHOTT
NIPPLE	3/4	DIN	L	22	M 30X1.5 SCHOTT	801310025	M. A17 L22 SCHOTT
COUPLER	3/8	DIN	S	12	M 20X1.5 SCHOTT	801311008	F. A9 S12 SCHOTT
NIPPLE	3/8	DIN	S	12	M 20X1.5 SCHOTT	801311009	M. A9 S12 SCHOTT
COUPLER	1/2	DIN	S	12	M 20X1.5 SCHOTT	801311014	F. A13 S12 SCHOTT
NIPPLE	1/2	DIN	S	12	M 20X1.5 SCHOTT	801311015	M. A13 S12 SCHOTT
COUPLER	1/2	DIN	S	16	M 24X1.5 SCHOTT	801311018	F. A13 S16 SCHOTT
NIPPLE	1/2	DIN	S	16	M 24X1.5 SCHOTT	801311019	M. A13 S16 SCHOTT
COUPLER	5/8	DIN	S	16	M 24X1.5 SCHOTT	801311022	F. A15 S16 SCHOTT
NIPPLE	5/8	DIN	S	16	M 24X1.5 SCHOTT	801311023	M. A15 S16 SCHOTT
COUPLER	5/8	DIN	S	20	M 30X1.5 SCHOTT	801311024	F. A15 S20 SCHOTT
NIPPLE	5/8	DIN	S	20	M 30X1.5 SCHOTT	801311025	M. A15 S20 SCHOTT



Coupler  
L (Light) or S (Heavy)  
Schott



Nipple  
L (Light) or S (Heavy)  
Schott

To identify the DIN fitting size, measure the following: Using a thread gauge, determine the number of millimeters per thread. With calipers, find the thread diameter by measuring the O.D. on the male and the I.D. on the female. Measure the tube O.D. with the calipers so you can identify the fitting as either light series or heavy series.



Coupler  
L (Light) or S (Heavy)



Nipple Port Series  
L (Light) or S (Heavy)

DIN International Port L (Light) and S (Heavy) | SCHOTT (DIN Bulkhead) | No Safety Lock Mechanism | ISO 16028 | DIN 3852

PART	BODY SIZE	METRIC THREAD	PORT SERIES	TUBE O.D.	THREAD SIZE	ORDER CODE	PART DESCRIPTION
<b>A PREMIER DIN THREAD</b>							
COUPLER	1/4	DIN	L	10	M 16X1.5 SCHOTT	803010008	F. A7 SS L10 SCHOTT
COUPLER	3/8	DIN	L	10	M 16X1.5 SCHOTT	803010010	F. A9 SS L10 SCHOTT
COUPLER	3/8	DIN	L	12	M 18X1.5 SCHOTT	803010004	F. A9 SS L12 SCHOTT
COUPLER	3/8	DIN	L	15	M 22X1.5 SCHOTT	803010006	F. A9 SS L15 SCHOTT
COUPLER	1/2	DIN	L	12	M 18X1.5 SCHOTT	803010000	F. A13 SS L12 SCHOTT
COUPLER	1/2	DIN	L	15	M 22X1.5 SCHOTT	803010002	F. A13 SS L15 SCHOTT
COUPLER	1/2	DIN	L	22	M 22X2 SCHOTT	803010012	F. A13 SS L22 SCHOTT
COUPLER	3/8	DIN	L	15	M 22X1.5	803108000	F. A9 K SS L15
COUPLER	3/8	DIN	L	12	M 18X1.5	803108002	F. A9 K SS L12
COUPLER	3/8	DIN	L	12	M 18X1.5	803008004	F. A9 SS L12
COUPLER	3/8	DIN	L	15	M 22X1.5	803008006	F. A9 SS L15
COUPLER	3/8	DIN	L	10	M 16X1.5	803008010	F. A9 SS L10
COUPLER	1/2	DIN	L	22	M 22X2	803008018	F. A13 SS L22
COUPLER	5/8	DIN	L	22	M 22X2	803008016	F. A15 SS L22
COUPLER	3/8	DIN	S	12	M 20X1.5	803009000	F. A9 SS S12
COUPLER	1/2	DIN	S	12	M 20X1.5	803009002	F. A13 SS S12
COUPLER	1/2	DIN	S	16	M 24X1.5 SCHOTT	803011000	F. A13 SS S16 SCHOTT
COUPLER	1/2	DIN	S	20	M 30X2 SCHOTT	803011002	F. A13 SS S20 SCHOTT

A Premier Series Accessories Coupler Dust Cap | Nipple Dust Cap

BODY SIZE	PORT SIZE	ORDER CODE	DESCRIPTION	ORDER CODE	DESCRIPTION
			<b>COUPLER / FEMALE DUST CAP</b>	<b>NIPPLE / MALE DUST CAP</b>	
1/4	1/4	815100000	CAP F. FIRG14/A7	815100001	CAP M. FIRG14/A7
3/8	3/8	-	-	815100003	CAP M. FIRG38/A9
3/8	3/8 & 1/2	815100002	CAP F. FIRG38/A9/FIRG12	815100005	CAP M. FIRG12/A9
1/2	1/2	815100004	CAP F. FIRG12A/A13	815100007	CAP M. FIRG12A/A13
1/2	1/2 & 3/4	815100006	CAP F. FIRG34/A13	815100009	CAP M. FIRG34/A13
5/8	3/4	815100008	CAP F. FIRG34B/A15	815100011	CAP M. FIRG34B/A15
3/4	3/4	815100010	CAP F. FIRG100/A17	815100013	CAP M. FIRG100/A17
1	1	815100012	CAP F. FIRG114/A21	815100015	CAP M. FIRG114/A21
1 1/4	1 1/4	815205020	CAP F. A25	815205021	CAP M. A25
1 1/2	1 1/2	815100014	CAP F. FIRG112/A30	815100017	CAP M. FIRG 112/A30
2	2	815100016	CAP F. FIRG 200	815100019	CAP M. FIRG 200



Female Cap



Male Cap

Additional colors available upon request

Repair Kits

ORDER CODE	DESCRIPTION
<b>A PREMIER SERIES</b>	
815700097	KIT M. A9
815700099	KIT M. A13
815700101	KIT M. A15
815700103	KIT M. A17
815700105	KIT M. A21





The FIRG Flat Face Series, the original ISO 16028 interchangeable coupling, continues to offer good performance, long life and competitive pricing. The integrated sealing mechanism greatly reduces premature wear caused by movement between coupler and nipple parts affected by impulse pressure and the weight of the hoses and tubing when the coupling is in the horizontal position.



Protective Caps & Plugs – page 22  
Repair Kits – page 23

### FEATURES

- Size range: 1/4" thru 2"
- Port options: NPT, SAE, BSP
- Interchanges with ISO 16028
- Working pressure: 20-30 MPa/2900-4350 psi range
- Non-spill design avoids fluid loss during connection/disconnection
- Minimal air inclusion during connection
- Tight tolerances ensure equal loading of couplers

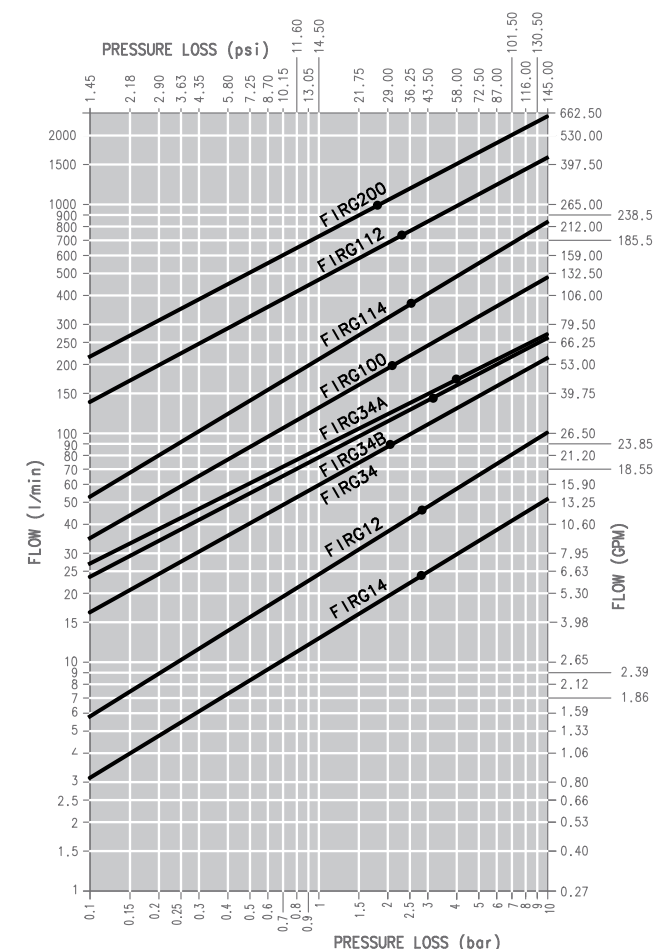
### APPLICATIONS

Anywhere fluid loss and hydraulic circuit contamination need to be reduced or eliminated

- Mobile construction, agriculture and mining operations
- General industrial plants

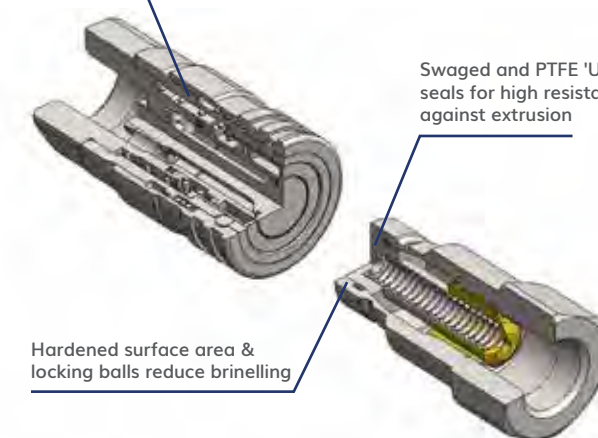


### PRESSURE DROP



OIL = ISO VG32, TEMP = 40C, VISCOSITY = 28.8-35.2 MM<sup>2</sup>/S

Flat face valves w/ safety lock to prevent accidental disconnection



Hardened surface area & locking balls reduce brinelling

Swaged and PTFE 'U' seals for high resistance against extrusion

### PERFORMANCE

DESCRIPTION	SIZE	ISO SIZE	MAX. OPERATING PRESSURE COUPLED		COUPLED		BURST PRESSURE		FEMALE	SPILLAGE*	
			MPa	psi	MPa	psi	MALE	psi			
FIRG14	1/4	6.3	30	4350	120	17400	126	18270	48	6960	0.006
FIRG38-12	3/8	10.0	30	4350	120	17400	120	17400	48	6960	0.012
FIRG12A-34	1/2	12.5	25	3625	100	14500	100	14500	40	5800	0.020
FIRG34B	5/8	16.0	25	3625	100	14500	88	12760	40	5800	0.026
FIRG34A	3/4	19.0	33	4785	100	14500	100	14500	100	14500	0.032
FIRG100	3/4	19.0	25	3625	100	14500	80	11600	40	5800	0.032
FIRG114	1	25.0	25	3625	100	14500	80	11600	40	5800	0.035
FIRG112	1 1/2	-	20	2900	80	11600	80	11600	32	4640	0.050
FIRG200	2	-	20	2900	80	11600	64	9280	32	4640	0.100

\* Spillage is an indicative value of the fluid loss per couple-uncouple cycle.

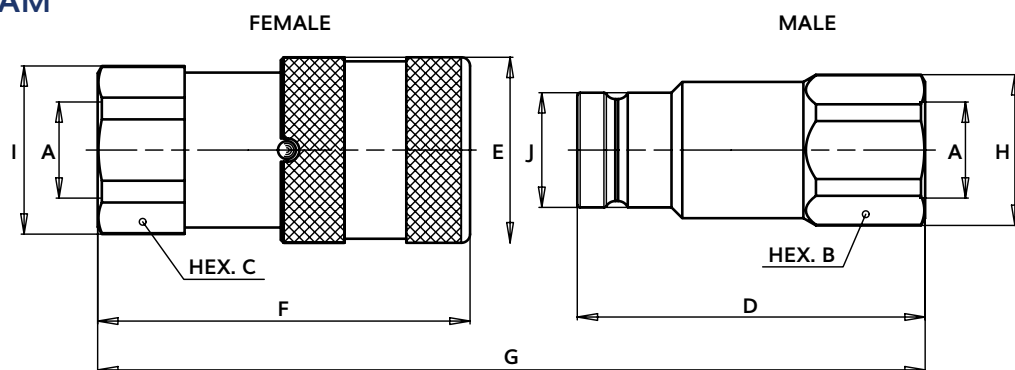
# FIRG SERIES

## FLAT FACE COUPLERS ISO 16028 Interchange



FLAT FACE COUPLERS

### SIZE DIAGRAM



DESCRIPTION	BODY SIZE	A	UNIT	B	C	D	E	F	G	H	I	J	UNIT	WEIGHT	
														MALE	FEMALE
FIRG14	1/4	1/4	mm	22.0	22.0	47.9	28.0	48.1	85.2	23.8	23.8	16.1	kg	0.086	0.140
			inch	0.87	0.87	1.89	1.10	1.89	3.35	0.94	0.94	0.63	lb	0.19	0.31
FIRG38	3/8	3/8	mm	24.0	27.0	60.0	32.0	64.2	108.7	26.0	29.0	19.7	kg	0.121	0.235
			inch	0.94	1.06	2.36	1.26	2.53	4.28	1.02	1.14	0.78	lb	0.27	0.52
FIRG12	3/8	1/2	mm	27.0	27.0	62.5	32.0	69.2	116.2	29.0	29.0	19.7	kg	0.128	0.237
			inch	1.06	1.06	2.46	1.26	2.72	4.57	1.14	1.14	0.78	lb	0.28	0.52
FIRG12A	1/2	1/2	mm	32.0	32.0	68.0	38.0	73.8	124.5	33.8	33.8	24.5	kg	0.233	0.375
			inch	1.26	1.26	2.68	1.50	2.91	4.90	1.33	1.33	0.96	lb	0.51	0.83
FIRG34	1/2	3/4	mm	36.0	36.0	70.5	38.0	80.8	134.0	38.5	38.5	24.5	kg	0.227	0.413
			inch	1.42	1.42	2.78	1.50	3.18	5.28	1.52	1.52	0.96	lb	0.50	0.91
FIRG34B	5/8	3/4	mm	36.0	36.0	70.5	42.0	78.5	131.4	38.5	38.5	27.0	kg	0.268	0.479
			inch	1.42	1.42	2.78	1.65	3.09	5.17	1.52	1.52	1.06	lb	0.59	1.06
FIRG34A	3/4	3/4	mm	41.0	41.0	82.3	48.0	88.7	149.0	44.8	44.8	30.0	kg	0.445	0.750
			inch	1.61	1.61	3.24	1.89	3.49	5.87	1.76	1.76	1.18	lb	0.98	1.65
FIRG100	3/4	1	mm	45.0	45.0	82.3	48.0	93.2	153.5	47.8	47.8	30.0	kg	0.394	0.767
			inch	1.77	1.77	3.24	1.89	3.67	6.04	1.88	1.88	1.18	lb	0.87	1.69
FIRG114	1	1 1/4	mm	55.0	55.0	89.8	55.0	106.0	172.8	59.8	59.8	36.0	kg	0.641	1.215
			inch	2.17	2.17	3.54	2.17	4.17	6.80	2.35	2.35	1.42	lb	1.41	2.68
FIRG112	1 1/2	1 1/2	mm	65.0	65.0	111.1	80.0	132.4	214.9	69.8	72.0	57.0	kg	1.665	2.820
			inch	2.56	2.56	4.37	3.15	5.21	8.46	2.75	2.83	2.24	lb	3.67	6.22
FIRG200	2	2	mm	75.0	80.0	123.8	100.0	156.6	241.5	83.5	88.5	73.0	kg	2.259	5.100
			inch	2.95	3.15	4.87	3.94	6.17	9.51	3.29	3.48	2.87	lb	4.98	11.24

### FIRG Series Accessories Coupler Dust Cap | Nipple Dust Cap

BODY SIZE	PORT SIZE	ORDER CODE	DESCRIPTION	
			COUPLER / FEMALE DUST CAP	NIPPLE / MALE DUST CAP
1/4	1/4	815100000	CAP F. FIRG14/A7	815100001 CAP M. FIRG14/A7
3/8	3/8	-	-	815100003 CAP M. FIRG38/A9
3/8	3/8 & 1/2	815100002	CAP F. FIRG38/A9/FIRG12	815100005 CAP M. FIRG12/A9
1/2	1/2	815100004	CAP F. FIRG12A/A13	815100007 CAP M. FIRG12A/A13
1/2	1/2 & 3/4	815100006	CAP F. FIRG34/A13	815100009 CAP M. FIRG34/A13
5/8	3/4	815100008	CAP F. FIRG34B/A15	815100011 CAP M. FIRG34B/A15
3/4	3/4	815100010	CAP F. FIRG100/A17	815100013 CAP M. FIRG100/A17
1	1	815100012	CAP F. FIRG114/A21	815100015 CAP M. FIRG114/A21
1 1/4	1 1/4	815205020	CAP F. A25	815205021 CAP M. A25
1 1/2	1 1/2	815100014	CAP F. FIRG112/A30	815100017 CAP M. FIRG 112/A30
2	2	815100016	CAP F. FIRG 200	815100019 CAP M. FIRG 200



Female Cap



Male Cap

Additional colors available upon request

### FIRG NPT and SAE Thread ISO 16028

PART	BODY SIZE	PORT SIZE	THREAD TYPE	ORDER CODE	PART DESCRIPTION
<b>FIRG NPT THREAD</b>					
COUPLER	1/4	1/4	NPT	800801000	F. FIRG 14 NPT
NIPPLE	1/4	1/4	NPT	800801001	M. FIRG 14 NPT
COUPLER	3/8	1/2	NPT	800801002	F. FIRG 12 NPT
NIPPLE	3/8	1/2	NPT	800801003	M. FIRG 12 NPT
COUPLER	3/8	3/8	NPT	800801004	F. FIRG 38 NPT
NIPPLE	3/8	3/8	NPT	800801005	M. FIRG 38 NPT
COUPLER	1/2	1/2	NPT	800801006	F. FIRG 12AD NPT
NIPPLE	1/2	1/2	NPT	800801007	M. FIRG 12A NPT
COUPLER	1/2	3/4	NPT	800801008	F. FIRG 34D NPT
NIPPLE	1/2	3/4	NPT	800801009	M. FIRG 34 NPT
COUPLER	5/8	3/4	NPT	800801010	F. FIRG 34BD NPT
NIPPLE	5/8	3/4	NPT	800801011	M. FIRG 34B NPT
COUPLER	3/4	3/4	NPT	800801020	F. FIRG 34A NPT
NIPPLE	3/4	3/4	NPT	800801021	M. FIRG 34A NPT
COUPLER	3/4	1	NPT	800801012	F. FIRG 100 NPT
NIPPLE	3/4	1	NPT	800801013	M. FIRG 100 NPT
COUPLER	1	1 1/4	NPT	800801014	F. FIRG 1 1/4 NPT
NIPPLE	1	1 1/4	NPT	800801015	M. FIRG 1 1/4 NPT
COUPLER	1 1/2	1 1/2	NPT	800801016	F. FIRG 1 1/2 NPT
NIPPLE	1 1/2	1 1/2	NPT	800801017	M. FIRG 1 1/2 NPT
COUPLER	2	2	NPT	800801018	F. FIRG 200 NPT
NIPPLE	2	2	NPT	800801019	M. FIRG 200 NPT
<b>FIRG SAE THREAD</b>					
COUPLER	1/4	3/8	SAE	800804000	F. FIRG 14 3/8 SAE
NIPPLE	1/4	3/8	SAE	800804001	M. FIRG 14 3/8 SAE
COUPLER	3/8	1/2	SAE	800804002	F. FIRG 38 1/2 SAE
NIPPLE	3/8	1/2	SAE	800804003	M. FIRG 38 1/2 SAE
COUPLER	3/8	5/8	SAE	800804004	F. FIRG 12 5/8 SAE
NIPPLE	3/8	5/8	SAE	800804005	M. FIRG 12 5/8 SAE
COUPLER	1/2	5/8	SAE	800804006	F. FIRG 12A 5/8 SAE
NIPPLE	1/2	5/8	SAE	800804007	M. FIRG 12A 5/8 SAE
COUPLER	1/2	3/4	SAE	800804008	F. FIRG 34D SAE
NIPPLE	1/2	3/4	SAE	800804009	M. FIRG 34 SAE
COUPLER	5/8	3/4	SAE	800804010	F. FIRG 34BD SAE
NIPPLE	5/8	3/4	SAE	800804011	M. FIRG 34B SAE
COUPLER	3/4	3/4	SAE	800804020	F. FIRG 34A SAE
NIPPLE	3/4	3/4	SAE	800804021	M. FIRG 34A SAE
COUPLER	3/4	1	SAE	800804012	F. FIRG 100 SAE
NIPPLE	3/4	1	SAE	800804013	M. FIRG 100 SAE
COUPLER	1	1 1/4	SAE	800804014	F. FIRG 1 1/4 SAE
NIPPLE	1	1 1/4	SAE	800804015	M. FIRG 1 1/4 SAE
COUPLER	1 1/2	1 1/2	SAE	800804016	F. FIRG 1 1/2 SAE
NIPPLE	1 1/2	1 1/2	SAE	800804017	M. FIRG 1 1/2 SAE
COUPLER	2	2	SAE	800804018	F. FIRG 200 SAE
NIPPLE	2	2	SAE	800804019	M. FIRG 200 SAE



Coupler



Nipple

### Repair Kits

ORDER CODE	DESCRIPTION
<b>FIRG SERIES</b>	
815700001	KIT M. FIRG 14
815700003	KIT M. FIRG 38/12
815700005	KIT M. FIRG 12A/34
815700007	KIT M. FIRG 34B
815700009	KIT M. FIRG 100
815700011	KIT M. FIRG 114





The APM Series Flat Face Couplings are state-of-the-art solutions for high residual pressure. They address residual pressure in a circuit anywhere thermal expansion of trapped fluid causes pressure to develop, and connect by hand with residual pressure, without releasing any fluid into the environment. The APM is only intended to relieve pressure within itself.

Protective Caps & Plugs – page 26  
Repair Kits – page 27



**FEATURES**

Size range: 3/8" thru 1 1/2"  
Port options: NPT, SAE, BSP  
Interchanges with ISO 16028  
Connect / disconnect up to 30 MPa/4350 psi residual pressure

- Only relieves pressure within itself
- Connect under high pressure, by hand
- Flat face design eliminates leakage and contamination in the circuit
- Male body black zinc plated for identification

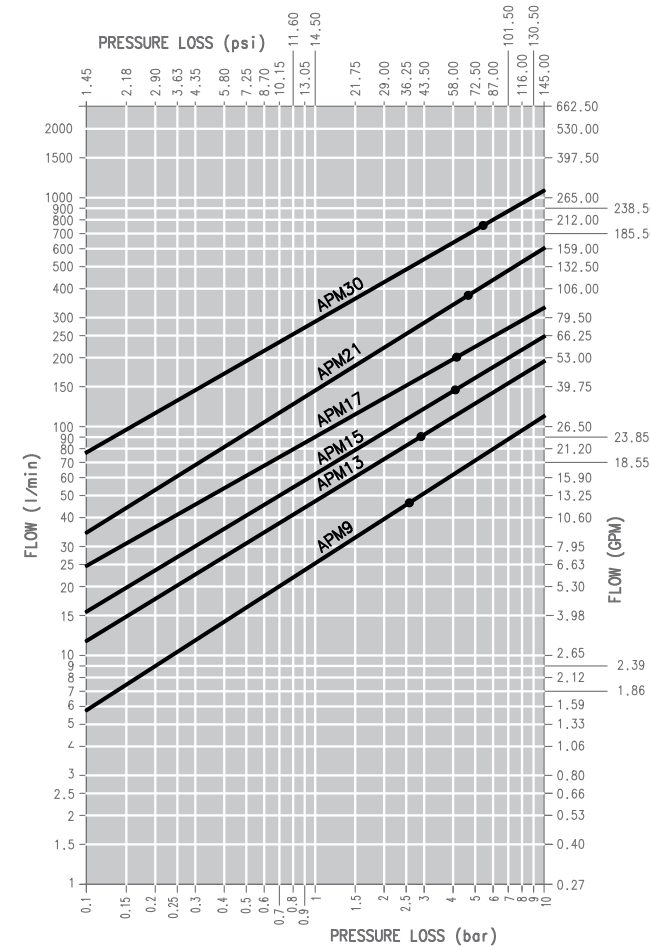
**APPLICATIONS**

Mobile equipment and attachment tools where sun exposure/temperature change causes pressure due to thermal expansion of trapped fluid

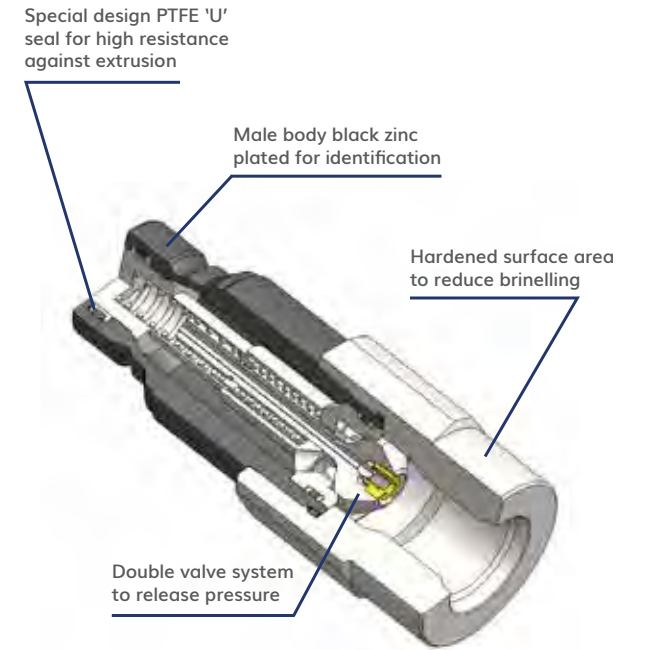
Any application where static pressure can get locked into the system



**PRESSURE DROP**



OIL = ISO VG32, TEMP = 40C, VISCOSITY = 28.8-35.2 MM<sup>2</sup>/S



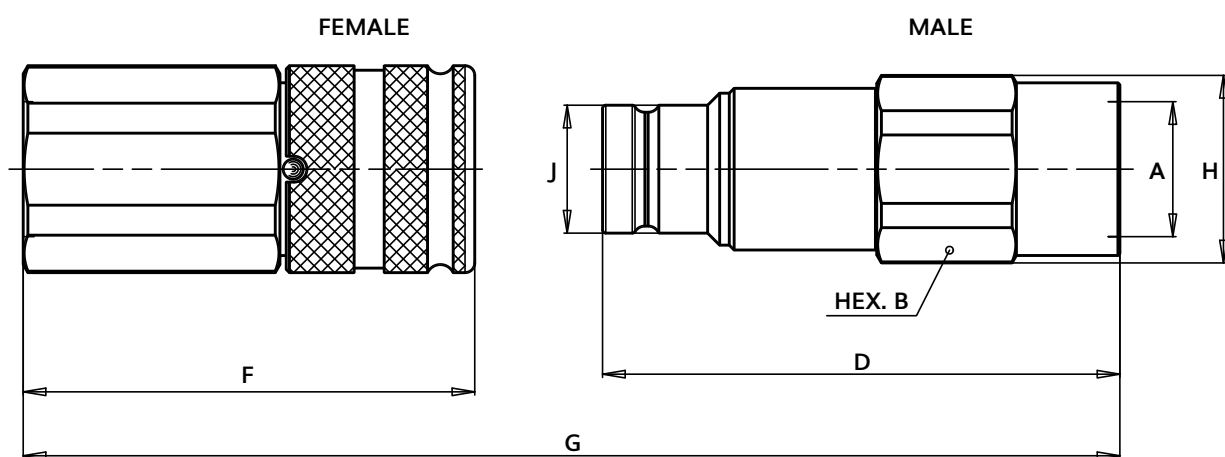
**PERFORMANCE**

DESCRIPTION	MAX. OPERATING PRESSURE				BURST PRESSURE				MAX. RESIDUAL PRESSURE DURING CONNECTION		SPILLAGE ml
	COUPLED		MALE		COUPLED		MALE		MPa	psi	
	MPa	psi	MPa	psi	MPa	psi	MPa	psi	MPa	psi	
APM9	35	5075	35	5075	100	14500	120	17400	30	4350	30
APM13	33	4785	33	4785	100	14500	120	17400	30	4350	30
APM15	33	4785	33	4785	120	14500	120	17400	30	4350	30
APM17	33	4785	33	4785	100	14500	120	17400	25	3625	25
APM21	30	4350	30	4350	80	11600	100	14500	25	3625	25
APM30	27	3915	27	3915	80	11600	100	14500	20	2900	20

\* Spillage is an indicative value of the fluid loss per couple-uncouple cycle  
\* Tested with female couplings "A" series.



### SIZE DIAGRAM



DESCRIPTION	BODY SIZE	A	UNIT	B	D	G	H	J	UNIT	MALE	WEIGHT
APM9 3/8	3/8	3/8	mm	27.0	80.0	(F+D)-16	29.0	19.7	kg	0.197	
			inch	1.06	3.15	(F+D)-0,630	1.14	0.78	lb	0.430	
APM9 1/2	3/8	1/2	mm	27.0	82.5	(F+D)-16	29.0	19.7	kg	0.195	
			inch	1.06	3.25	(F+D)-0,630	1.14	0.78	lb	0.430	
APM13 1/2	1/2	1/2	mm	36.0	91.0	(F+D)-17,3	38.5	24.5	kg	0.408	
			inch	1.42	3.58	(F+D)-0,681	1.52	0.96	lb	0.900	
APM13 3/4	1/2	3/4	mm	36.0	93.5	(F+D)-17,3	38.5	24.5	kg	0.404	
			inch	1.42	3.68	(F+D)-0,681	1.52	0.96	lb	0.890	
APM15 3/4	5/8	3/4	mm	36.0	95.0	(F+D)-17,6	38.5	27.0	kg	0.426	
			inch	1.42	3.74	(F+D)-0,693	1.52	1.06	lb	0.940	
APM17 1	3/4	1	mm	46.0	108.5	(F+D)-22	49.8	30.0	kg	0.750	
			inch	1.81	4.27	(F+D)-0,866	1.96	1.18	lb	1.650	
APM21 1-1/4	1	1 1/4	mm	55.0	123.5	(F+D)-23	59.8	36.0	kg	1.160	
			inch	2.17	4.86	(F+D)-0,906	2.35	1.42	lb	2.560	
APM30 1-1/2	1 1/2	1 1/2	mm	70.0	146.9	(F+D)-28,6	75.8	57.0	kg	2.580	
			inch	2.76	5.78	(F+D)-1,126	2.98	2.24	lb	5.690	

### APM Series Accessories Nipple Dust Cap

BODY SIZE	PORT SIZE	ORDER CODE	DESCRIPTION
3/8	3/8	815100003	CAP M. APM9/A9
3/8	3/8, 1/2	815100005	CAP M. APM9/A9
1/2	1/2	815100007	CAP M. APM13/A13
1/2	1/2, 5/8, 3/4	815100009	CAP M. APM13/A13
5/8	3/4	815100011	CAP M. APM15/A15
3/4	3/4, 1	815100013	CAP M. APM17/A17
1	1, 1 1/4	815100015	CAP M. APM21/A21
1 1/2	1 1/2	815100017	CAP M. APM30/A30



### APM NPT, SAE, Bulkhead, and BSP Thread Nipple Connect Under Pressure | ISO 16028

PART	BODY SIZE	PORT SIZE	THREAD TYPE	ORDER CODE	PART DESCRIPTION
<b>APM NPT THREAD</b>					
NIPPLE	3/8	3/8	NPT	805201001	M. APM 9 3/8 NPT
NIPPLE	3/8	1/2	NPT	805201003	M. APM 9 1/2 NPT
NIPPLE	1/2	1/2	NPT	805201005	M. APM 13 1/2 NPT
NIPPLE	1/2	3/4	NPT	805201007	M. APM 13 3/4 NPT
NIPPLE	5/8	3/4	NPT	805201009	M. APM 15 3/4 NPT
NIPPLE	3/4	3/4	NPT	805201019	M. APM 17 3/4 NPT
NIPPLE	3/4	1	NPT	805201011	M. APM 17 1 NPT
NIPPLE	1	1 1/4	NPT	805201017	M. APM 21 1 1/4 NPT
NIPPLE	1 1/2	1 1/2	NPT	805201015	M. APM 30 1 1/2 NPT
<b>APM SAE THREAD</b>					
NIPPLE	3/8	1/2	SAE	805204001	M. APM 9 1/2 SAE
NIPPLE	1/2	5/8	SAE	805204003	M. APM 13 5/8 SAE
NIPPLE	1/2	1/2	SAE	805204025	M. APM 13 1/2 SAE
NIPPLE	1/2	3/4	SAE	805204005	M. APM 13 3/4 SAE
NIPPLE	5/8	3/4	SAE	805204007	M. APM 15 3/4 SAE
NIPPLE	3/4	3/4	SAE	805204027	M. APM 17 3/4 SAE
NIPPLE	3/4	1	SAE	805204009	M. APM 17 1 SAE
NIPPLE	1	1 1/4	SAE	805204017	M. APM 21 1 1/4 SAE
NIPPLE	1 1/2	1 1/2	SAE	805204015	M. APM 30 1 1/2 SAE
<b>APM BULKHEAD THREAD</b>					
NIPPLE	1/2	5/8	ORFS BH	805213001	M. APM 13 5/8 ORFS BH 33
NIPPLE	1/2	5/8	ORFS BH	805213003	M. APM 13 5/8 ORFS BH
NIPPLE	1/2	3/4	ORFS BH	805213005	M. APM 13 3/4 ORFS BH 39.5
NIPPLE	1/2	5/8	JIC BH	805206001	M. APM 13 5/8 JIC BH
NIPPLE	1/2	1/2	JIC BH	805206003	M. APM 13 1/2 JIC BH
<b>APM BSP THREAD</b>					
NIPPLE	3/8	3/8	BSP	805200001	M. APM 9 3/8 BSP
NIPPLE	3/8	1/2	BSP	805200003	M. APM 9 1/2 BSP
NIPPLE	1/2	1/2	BSP	805200005	M. APM 13 1/2 BSP
NIPPLE	1/2	3/4	BSP	805200007	M. APM 13 3/4 BSP
NIPPLE	5/8	3/4	BSP	805200009	M. APM 15 3/4 BSP
NIPPLE	3/4	1	BSP	805200011	M. APM 17 1 BSP



Nipple



Nipple

### Repair Kits

ORDER CODE	DESCRIPTION
<b>APM SERIES</b>	
815700003	KIT M. APM9
815700005	KIT M. APM13
815700007	KIT M. APM 15
815700009	KIT M. APM 17
815700011	KIT M. APM 21
815700013	KIT M. APM 30



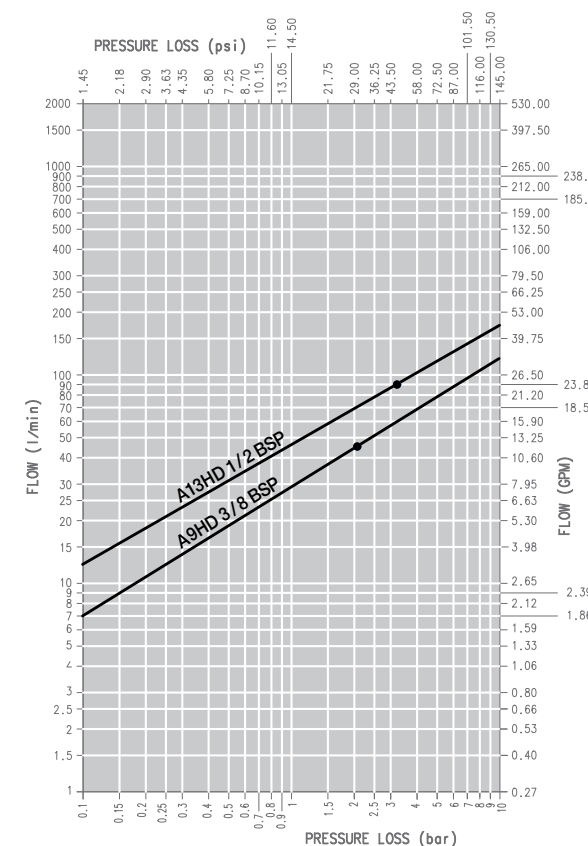


### The A-HD Series Flat Face Couplings

address residual pressure in a circuit or anywhere thermal expansion of trapped fluid causes pressure to develop. They connect by hand with residual pressure, without releasing any fluid into the environment, due to an internal valving system.

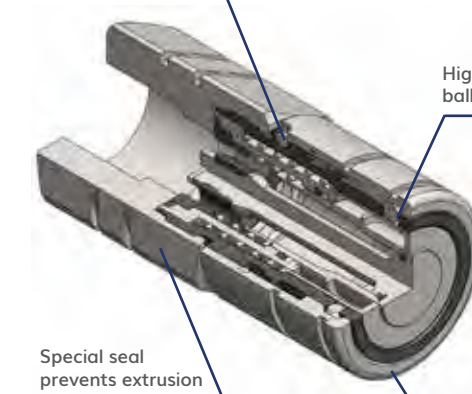


### PRESSURE DROP



OIL = ISO VG32, TEMP = 40C, VISCOSITY = 28.8-35.2 MM<sup>2</sup>/S

Safety lock prevents accidental disconnection



High number of locking balls reduces brinelling

Special seal prevents extrusion

Black ID ring

### FEATURES

**Size range:** 3/8" thru 1 1/2"  
**Port options:** NPT, SAE, JIC, ORFS  
**Interchanges** with ISO 16028  
**Connect/disconnect** up to 1595 psi residual pressure

- Connect under pressure, by hand
- Flat face design eliminates leakage and contamination in the circuit
- Black ID ring

### APPLICATIONS

Mobile equipment and attachment tools, where sun exposure/temperature change causes pressure due to thermal expansion of trapped fluid

Any application where static pressure can get locked into the system



### PERFORMANCE

DESCRIPTION	NOMINAL SIZE inches	ISO SIZE mm	BURST PRESSURE		MAX OPERATING PRESSURE COUPLED	
			MPa	psi	MPa	psi
A9HD	3/8	10.0	100	14500	35	5075
A13HD	1/2	12.5	100	14500	33	4785

### A-HD NPT, SAE and Bulkhead Thread Female Connect Under Pressure | ISO 16028

PART	BODY SIZE	PORT SIZE	THREAD TYPE	ORDER CODE	PART DESCRIPTION
<b>A-HD NPT THREAD</b>					
COUPLER	1/2	1/2	NPT	806801000	F. A13HD 1/2 NPT
COUPLER	1/2	3/4	NPT	806801002	F. A13HD 3/4 NPT
<b>A-HD SAE THREAD</b>					
COUPLER	1/2	3/4	SAE	806804000	F. A13HD 3/4 SAE
COUPLER	3/8	1/2	SAE	808304018	F. A9HDYZ BC18 1/2 SAE
COUPLER	1/2	5/8	SAE	806804006	F. A13HD 5/8 SAE
COUPLER	1/2	1/2	SAE	808304016	F. A13HD 1/2 SAE
<b>A-HD BULKHEAD THREAD</b>					
COUPLER	1/2	5/8	JIC BH	806806000	F. A13HD 5/8 JIC BH

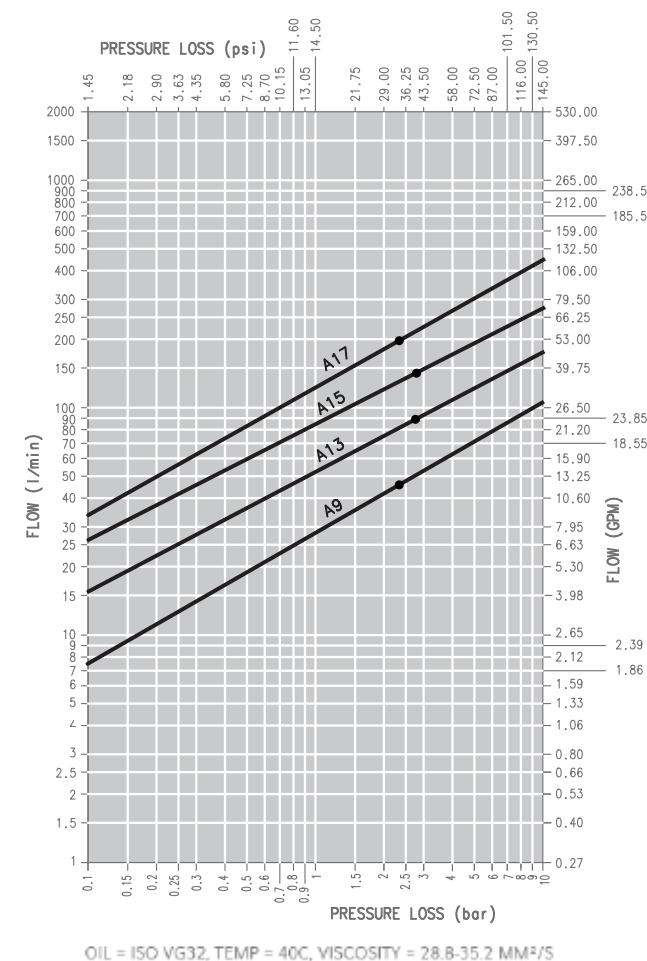




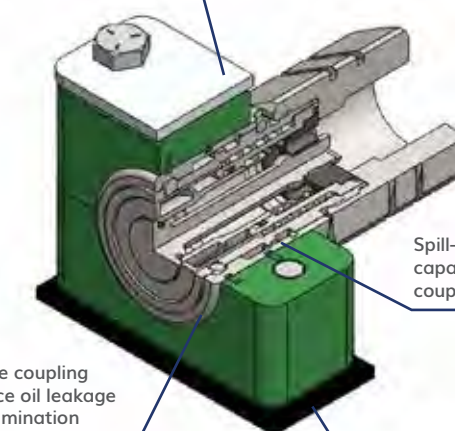
The PPC Series (Push-Pull Coupler) is built on the A Premier platform, featuring breakaway capabilities that engage when the coupler is unintentionally left coupled, preventing leakage and damage. Its clamp fixture is designed to be mounted to the structure; when pulled apart in line with the coupler, the PPC coupler will break away. For mobile applications, the APM series nipple is recommended with this series.



**PRESSURE DROP**



Simple design for ease of replacement & maintenance



Flat face coupling to reduce oil leakage & contamination

Spill-free breakaway capabilities if left coupled unintentionally

Robust retention & fixed mounting system

**FEATURES**

Size range: 3/8" thru 3/4"

Port options: NPT, SAE

Interchanges with ISO 16028

- Simple, easy-to-use push-pull connection
- Breakaway design automatically disconnects in case of accidental traction or disconnection of the hydraulic hose
- Prevents leakage and damage

**APPLICATIONS**

- Refuse compactor/power units and dump trailer connections
- Snow plow equipment
- Agricultural implements



**ORDER CODES**

BODY SIZE	PORT SIZE	THREAD TYPE	ORDER CODE	COUPLER	DESCRIPTION
3/8	1/2	SAE	PPC0608FO	A9	PUSH PULL FF 3/8 X 1/2 SAE
1/2	1/2	NPT	PPC0808FP	A13	PUSH PULL FF 1/2 X 1/2 NPT
1/2	3/4	SAE	PPC0812FO	A13	PUSH PULL FF 1/2 X 3/4 SAE
1/2	3/4	NPT	PPC0812FP	A13	PUSH PULL FF 1/2 X 3/4 NPT
5/8	3/4	SAE	PPC1012FO	A15	PUSH PULL FF 5/8 X 3/4 SAE
5/8	3/4	NPT	PPC1012FP	A15	PUSH PULL FF 5/8 X 3/4 NPT
3/4	3/4	NPT	PPC1212FP	A17	PUSH PULL FF 3/4 X 3/4 NPT
3/4	1	NPT	PPC1216FP	A17	PUSH PULL FF 3/4 X 1 NPT

PPC Series Consists of Coupler and clamp assembly components



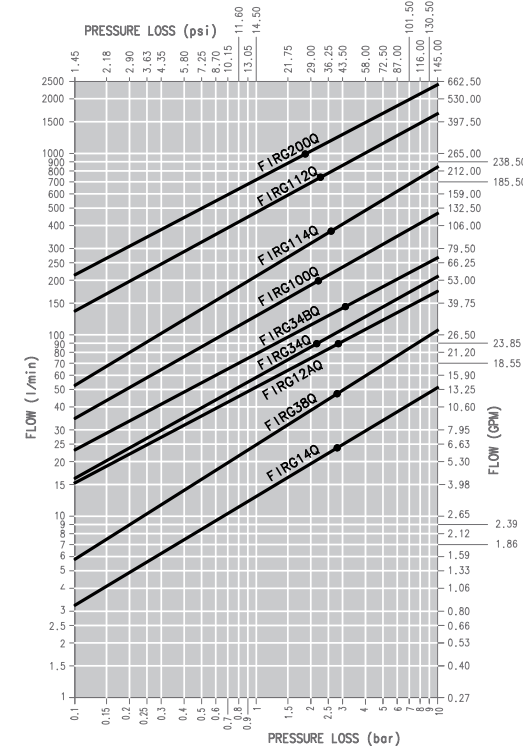
### The FIRGQ Series Flat Face Couplings

utilize QPQ plating technology for a corrosion-resistant finish that is superior to zinc plating in specific corrosive environments. It is a low-cost alternative to cost-prohibitive stainless steel applications and can be supplied with a variety of seals for fluid compatibility and operating temperature requirements.

Repair Kits, Protective Caps & Plugs – page 35

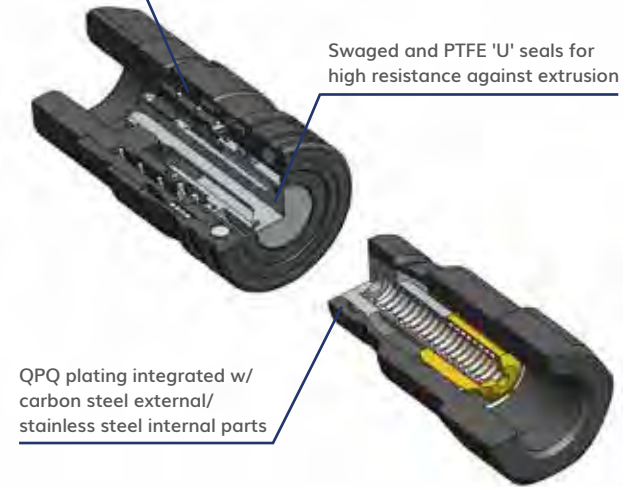


### PRESSURE DROP



Flat face valves w/ safety lock to prevent accidental disconnection

Swaged and PTFE 'U' seals for high resistance against extrusion



QPQ plating integrated w/ carbon steel external/ stainless steel internal parts

### FEATURES

Size range: 1/4" thru 2"

Port options: NPT, BSP

Interchanges with ISO 16028

Working pressure: 20-30 MPa/2900-4350 psi range

- QPQ plating treatment for corrosion-resistant finish
- Non-spill design avoids fluid loss during connection / disconnection
- Minimal air inclusion during connection

### APPLICATIONS

Low and medium corrosion environments

- Systems operating on mineral oil, steam, water, or other low- or medium-corrosive fluids
- Steel mills, various industrial process applications, tire manufacturing, state / municipal right-of-way spraying



### PERFORMANCE NBR, Viton, EPDM Seals

DESCRIPTION	SIZE	MAX. OPERATING PRESSURE COUPLED		COUPLED		BURST PRESSURE MALE		FEMALE		SPILLAGE*
		MPa	psi	MPa	psi	MPa	psi	MPa	psi	
FIRG14Q	1/4	30	4350	120	17400	120	17400	48	6960	0.006
FIRG38Q-12Q	3/8	30	4350	120	17400	120	17400	60	8700	0.012
FIRG12A-34Q	1/2	25	3625	100	14500	100	14500	48	6960	0.020
FIRG34BQ	5/8	25	3625	100	14500	100	14500	48	6960	0.026
FIRG100Q	3/4	25	3625	100	14500	90	13050	40	5800	0.032
FIRG114Q	1	25	3625	100	14500	90	13050	40	5800	0.035
FIRG112Q	1 1/2	20	2900	60	8700	60	8700	32	4640	0.050
FIRG200Q	2	20	2900	60	8700	60	8700	32	4640	0.100

### PERFORMANCE FIRGQ with Kalrez Seals High-Temp Applications

DESCRIPTION	SIZE	MAX. OPERATING PRESSURE COUPLED		COUPLED		BURST PRESSURE MALE		FEMALE		SPILLAGE*
		MPa	psi	MPa	psi	MPa	psi	MPa	psi	
FIRG12A-34QK	1/2	5	725	100	14500	100	14500	48	6960	0.020
FIRG34BQK	5/8	5	725	100	14500	100	14500	40	5800	0.026
FIRG100QK	3/4	5	725	100	14500	90	13050	60	8700	0.032
FIRG114QK	1	5	725	100	14500	90	13050	60	8700	0.035
FIRG112QK	1 1/2	5	725	40	5800	40	5800	32	4640	0.050

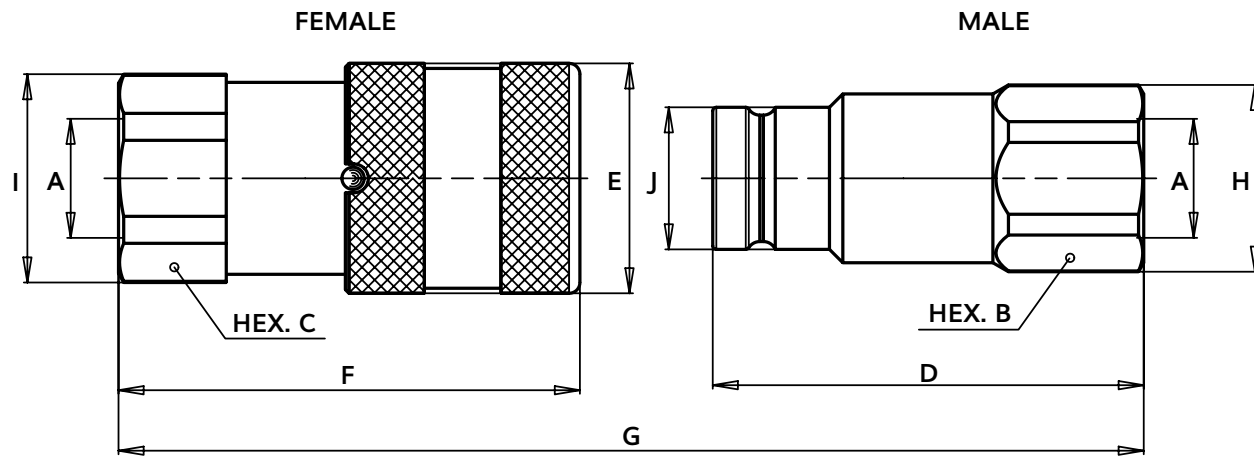
# FIRGQ SERIES – QPQ PLATING

## FLAT FACE COUPLERS ISO 16028 Interchange



FLAT FACE COUPLERS

### SIZE DIAGRAM



DESCRIPTION	BODY SIZE	A	UNIT	B	C	D	E	F	G	H	I	J	UNIT	WEIGHT	
														MALE	FEMALE
FIRG14Q	1/4	1/4	mm	22.0	22.0	47.9	28.0	48.1	85.2	23.8	24.0	16.1	kg	0.085	0.135
			inch	0.87	0.87	1.89	1.10	1.89	3.35	0.94	0.94	0.63	lb	0.19	0.30
FIRG38Q	3/8	3/8	mm	24.0	27.0	60.0	32.0	64.2	108.7	26.0	29.0	19.7	kg	0.120	0.240
			inch	0.94	1.06	2.36	1.26	2.53	4.28	1.02	1.14	0.78	lb	0.26	0.53
FIRG12Q	3/8	1/2	mm	27.0	27.0	62.5	32.0	69.2	116.2	29.0	29.0	19.7	kg	0.130	0.236
			inch	1.06	1.06	2.46	1.26	2.72	4.57	1.14	1.14	0.78	lb	0.29	0.52
FIRG12AQ	1/2	1/2	mm	32.0	32.0	68.0	38.0	73.8	124.5	33.8	33.8	24.5	kg	0.239	0.384
			inch	1.26	1.26	2.68	1.50	2.91	4.90	1.33	1.33	0.96	lb	0.53	0.85
FIRG34Q	1/2	3/4	mm	36.0	36.0	70.5	38.0	80.8	134.0	38.5	38.5	24.5	kg	0.227	0.430
			inch	1.42	1.42	2.78	1.50	3.18	5.28	1.52	1.52	0.96	lb	0.50	0.95
FIRG34BQ	5/8	3/4	mm	36.0	36.0	70.5	42.0	78.5	131.4	38.5	38.5	27.0	kg	0.268	0.473
			inch	1.42	1.42	2.78	1.65	3.09	5.17	1.52	1.52	1.06	lb	0.59	1.04
FIRG100Q	3/4	1	mm	45.0	45.0	82.3	48.0	93.2	153.5	47.8	47.8	30.0	kg	0.406	0.765
			inch	1.77	1.77	3.24	1.89	3.67	6.04	1.88	1.88	1.18	lb	0.90	1.69
FIRG114Q	1	1 1/4	mm	55.0	55.0	89.8	55.0	106.0	172.8	59.8	59.8	36.0	kg	0.645	1.240
			inch	2.17	2.17	3.54	2.17	4.17	6.80	2.35	2.35	1.42	lb	1.42	2.73
FIRG112Q	1 1/2	1 1/2	mm	70.0	65.0	111.0	80.0	132.4	214.8	76.0	72.0	57.0	kg	1.865	2.823
			inch	2.76	2.56	4.37	3.15	5.21	8.46	2.99	2.83	2.24	lb	4.11	6.22
FIRG200Q	2	2	mm	75.0	80.0	123.8	100.0	156.6	241.5	83.5	88.5	73.0	kg	2.259	5.100
			inch	2.95	3.15	4.87	3.94	6.17	9.51	3.29	3.48	2.87	lb	4.98	11.24

### FIRGQ NPT Thread Flat Face with QPQ Plating | ISO 16028

PART	BODY SIZE	PORT SIZE	THREAD TYPE	ORDER CODE	DESCRIPTION
<b>FIRGQ NPT THREAD</b>					
COUPLER	1/4	1/4	NPT	800901000	F. FIRG 14 QN NPT
NIPPLE	1/4	1/4	NPT	800901001	M. FIRG 14 QN NPT
COUPLER	3/8	3/8	NPT	800901002	F. FIRG 38 QN NPT
NIPPLE	3/8	3/8	NPT	800901003	M. FIRG 38 QN NPT
COUPLER	3/8	1/2	NPT	800901004	F. FIRG 12 QN NPT
NIPPLE	3/8	1/2	NPT	800901005	M. FIRG 12 QN NPT
COUPLER	1/2	1/2	NPT	800901006	F. FIRG 12A QN NPT
NIPPLE	1/2	1/2	NPT	800901007	M. FIRG 12A QN NPT
COUPLER	1/2	3/4	NPT	800901008	F. FIRG 34 QN NPT
NIPPLE	1/2	3/4	NPT	800901009	M. FIRG 34 QN NPT
COUPLER	5/8	3/4	NPT	800901010	F. FIRG 34B QN NPT
NIPPLE	5/8	3/4	NPT	800901011	M. FIRG 34B QN NPT
COUPLER	3/4	1	NPT	800901012	F. FIRG 100 QN NPT
NIPPLE	3/4	1	NPT	800901013	M. FIRG 100 QN NPT
COUPLER	1	1 1/4	NPT	800901014	F. FIRG 1 1/4 QN NPT
NIPPLE	1	1 1/4	NPT	800901015	M. FIRG 1 1/4 QN NPT
COUPLER	1 1/2	1 1/2	NPT	800901016	F. FIRG 1 1/2 QN NPT
NIPPLE	1 1/2	1 1/2	NPT	800901017	M. FIRG 1 1/2 QN NPT
COUPLER	2	2	NPT	800901018	F. FIRG 200 QN NPT
NIPPLE	2	2	NPT	800901019	M. FIRG 200 QN NPT



Coupler



Nipple

### FIRGQ Series Accessories Coupler Dust Cap | Nipple Dust Cap

BODY SIZE	PORT SIZE	ORDER CODE	DESCRIPTION	ORDER CODE	DESCRIPTION
			<b>COUPLER / FEMALE DUST CAP</b>	<b>NIPPLE / MALE DUST CAP</b>	
1/4	1/4	815100000	CAP F. FIRG14/A7	815100001	CAP M. FIRG14/A7
3/8	3/8	-	-	815100003	CAP M. FIRG38/A9
3/8	3/8 & 1/2	815100002	CAP F. FIRG38/A9/FIRG12	815100005	CAP M. FIRG12/A9
1/2	1/2	815100004	CAP F. FIRG12A/A13	815100007	CAP M. FIRG12A/A13
1/2	1/2 & 3/4	815100006	CAP F. FIRG34/A13	815100009	CAP M. FIRG34/A13
5/8	3/4	815100008	CAP F. FIRG34B/A15	815100011	CAP M. FIRG34B/A15
3/4	3/4	815100010	CAP F. FIRG100/A17	815100013	CAP M. FIRG100/A17
1	1	815100012	CAP F. FIRG114/A21	815100015	CAP M. FIRG114/A21
1 1/4	1 1/4	815205020	CAP F. A25	815205021	CAP M. A25
1 1/2	1 1/2	815100014	CAP F. FIRG112/A30	815100017	CAP M. FIRG 112/A30
2	2	815100016	CAP F. FIRG 200	815100019	CAP M. FIRG 200



Female Cap



Male Cap

Additional colors available upon request

### Repair Kits

ORDER CODE	DESCRIPTION
<b>FIRGQ SERIES</b>	
815700001	KIT M. FIRG 14
815700003	KIT M. FIRG 38/12
815700005	KIT M. FIRG 12A/34
815700007	KIT M. FIRG 34B
815700009	KIT M. FIRG 100
815700011	KIT M. FIRG 114
815700013	KIT M. FIRG 112





The A-ZN Series Flat Face Couplings utilize specialized plating for high corrosion resistance, designed to exceed the ISO salt spray test. Standard zinc plating is rated for 400 hours before red spotting. The Z version offers higher pressure and superior flow ratings with a lower pressure drop compared to competitors' products. The ZN version plating is designed to exceed 1000 hours before the appearance of red spotting in the same ISO salt spray test.



Repair Kits, Protective Caps & Plugs – page 39

### FEATURES

Size range: 3/8" thru 5/8"

Port options: NPT

Interchanges with ISO 16028

- Exceeds impulse test of ISOA-7241 test
- Lock system stops unwanted disconnect
- Modular structure for multiple port option
- Hardened steel, 12 to 20 balls reduce brinelling

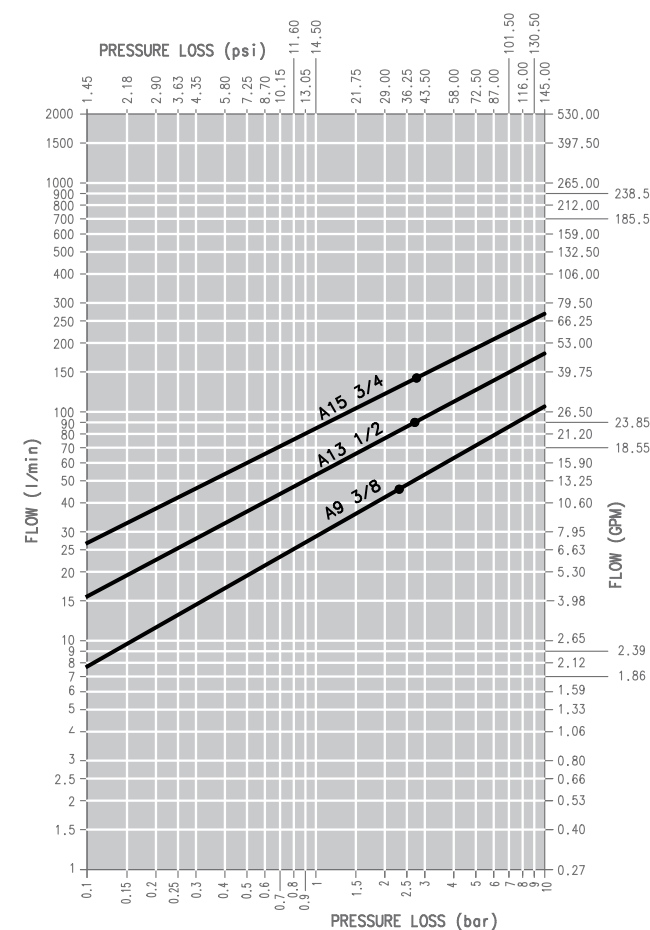
### APPLICATIONS

Medium- to high-corrosion environments

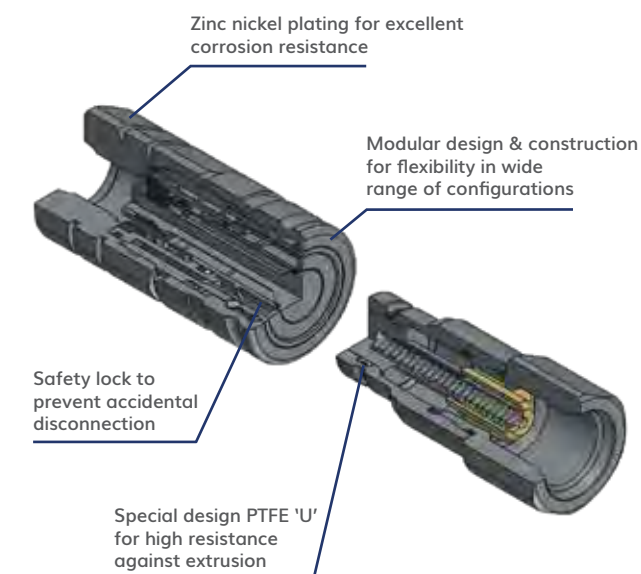
- Anywhere fluid loss and hydraulic circuit contamination need to be eliminated
- Snow removal, mobile construction, agriculture, and mining operations



### PRESSURE DROP



OIL = ISO VG32, TEMP = 40C, VISCOSITY = 28.8-35.2 MM<sup>2</sup>/S



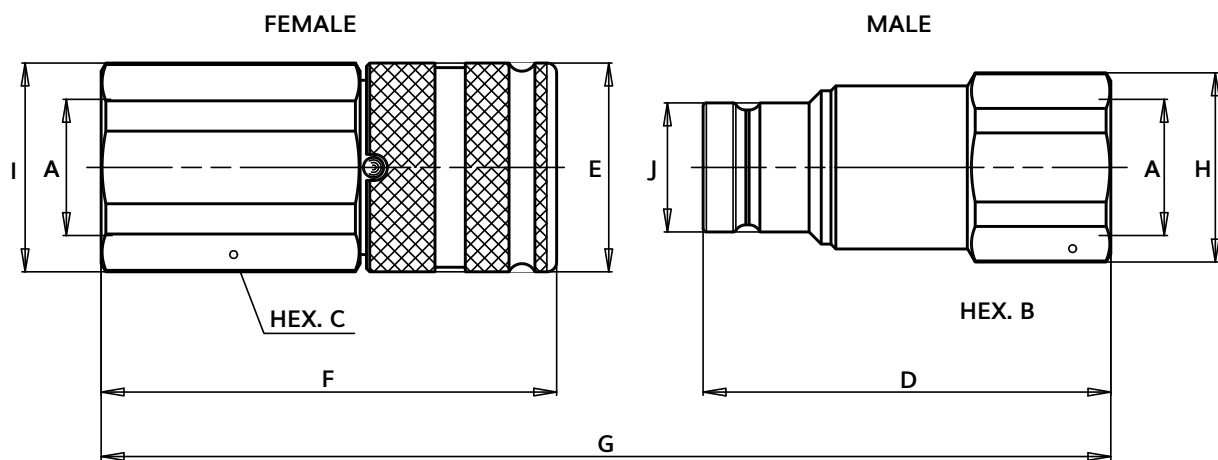
### PERFORMANCE

DESCRIPTION	SIZE	ISO SIZE	MAX. OPERATING PRESSURE COUPLED		COUPLED		BURST PRESSURE			SPILLAGE*	
			MPa	psi	MPa	psi	MALE	FEMALE	MPa		psi
A9	3/8	10.0	35	5075	100	14500	100	14500	100	14500	0.012
A13	1/2	12.5	33	4785	100	14500	100	14500	100	14500	0.020
A15	5/8	16.0	33	4785	100	14500	100	14500	100	14500	0.026

\* Spillage is an indicative value of the fluid loss per couple-uncouple cycle.



## SIZE DIAGRAM



DESCRIPTION	BODY SIZE	A	UNIT	B	C	D	E	F	G	H	I	J	UNIT	WEIGHT	
														MALE	FEMALE
A9	3/8	3/8	mm	27.0	30.0	60.0	32.0	64.8	108.8	29.0	32.0	19.7	kg	0.150	0.273
			inch	1.06	1.18	2.36	1.26	2.55	4.28	1.14	1.26	0.78	lb	0.33	0.60
A9	3/8	1/2	mm	27.0	30.0	62.5	32.0	69.8	116.3	29.0	32.0	19.7	kg	0.138	0.278
			inch	1.06	1.18	2.46	1.26	2.75	4.58	1.14	1.26	0.78	lb	0.30	0.61
A13	1/2	1/2	mm	36.0	36.0	68.0	38.0	76.8	127.5	40.0	40.0	24.5	kg	0.295	0.452
			inch	1.42	1.42	2.68	1.50	3.02	5.02	1.57	1.57	0.96	lb	0.65	1.00
A13	1/2	3/4	mm	36.0	36.0	70.5	38.0	83.8	137.0	40.0	40.0	24.5	kg	0.273	0.469
			inch	1.42	1.42	2.78	1.50	3.30	5.39	1.57	1.57	0.96	lb	0.60	1.03
A15	5/8	3/4	mm	36.0	41.0	73.0	42.0	84.0	139.4	38.5	44.8	27.0	kg	0.292	0.631
			inch	1.42	1.61	2.87	1.65	3.31	5.49	1.52	1.76	1.06	lb	0.64	1.39

### A-ZN Series NPT Thread Flat Face with Iron Zinc Plating | ISO 16028

PART	BODY SIZE	PORT SIZE	THREAD TYPE	ORDER CODE	DESCRIPTION
<b>A-ZN NPT THREAD</b>					
COUPLER	3/8	3/8	NPT	809701006	F. A9ZN 3/8 NPT
NIPPLE	3/8	3/8	NPT	809701007	M. A9ZN 3/8 NPT
COUPLER	1/2	1/2	NPT	809701008	F. A13ZN 1/2 NPT
NIPPLE	1/2	1/2	NPT	809701009	M. A13ZN 1/2 NPT
COUPLER	5/8	3/4	NPT	809701012	F. A15ZN 3/4 NPT
NIPPLE	5/8	3/4	NPT	809701013	M. A15ZN 3/4 NPT



Coupler



Nipple

### A-ZN Series Accessories Coupler Dust Cap | Nipple Dust Cap

BODY SIZE	PORT SIZE	ORDER CODE	DESCRIPTION	ORDER CODE	DESCRIPTION
			<b>COUPLER / FEMALE DUST CAP</b>	<b>NIPPLE / MALE DUST CAP</b>	
3/8	3/8	-	-	815100003	CAP M. FIRG38/A9
3/8	3/8 & 1/2	815100002	CAP F. FIRG38/A9/FIRG12	815100005	CAP M. FIRG12/A9
1/2	1/2	815100004	CAP F. FIRG12A/A13	815100007	CAP M. FIRG12A/A13
1/2	1/2 & 3/4	815100006	CAP F. FIRG34/A13	815100009	CAP M. FIRG34/A13
5/8	3/4	815100008	CAP F. FIRG34B/A15	815100011	CAP M. FIRG34B/A15

Additional colors available upon request



Female Cap



Male Cap

### Repair Kits

ORDER CODE	DESCRIPTION
<b>A PREMIER SERIES</b>	
815700097	KIT M. A9
815700099	KIT M. A13
815700101	KIT M. A15





The FL Series Flat Face Couplings are designed with high corrosion resistance and excellent fatigue life. The FL couplings are manufactured in stainless steel 316 to eliminate leakage during connection / disconnection, reduce contamination in the circuit, and offer optimal resistance to corrosion. Standard seals are Viton / Fluorocarbon; other materials are available for various fluids and operating temperatures.



Protective Caps & Plugs – page 42

### FEATURES

**Size range:** 1/8" thru 2"  
**Port options:** NPT, SAE, BSP  
**Interchanges** with ISO 16028  
**Working pressure:** 15-35 MPa/2175-5075 psi range

- Minimal pressure drop design
- Minimal air inclusion during connection
- Non-spill design eliminates leaks and contamination

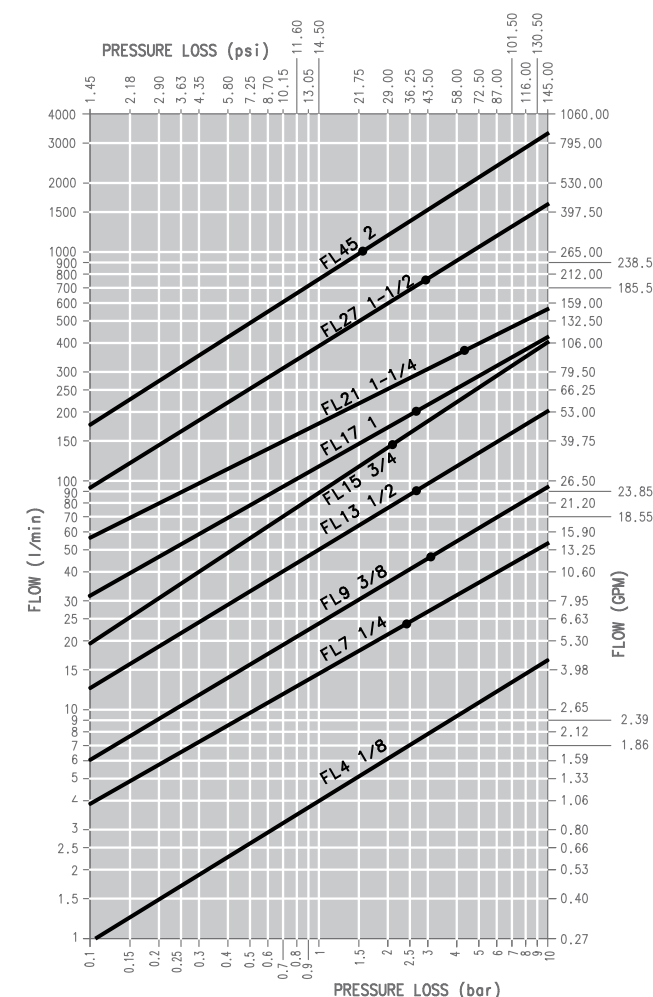
### APPLICATIONS

Highly corrosive environments or transmission of corrosive fluids

- Ideal for offshore, marine, industrial equipment, as well as chemical, pharmaceutical and food processing

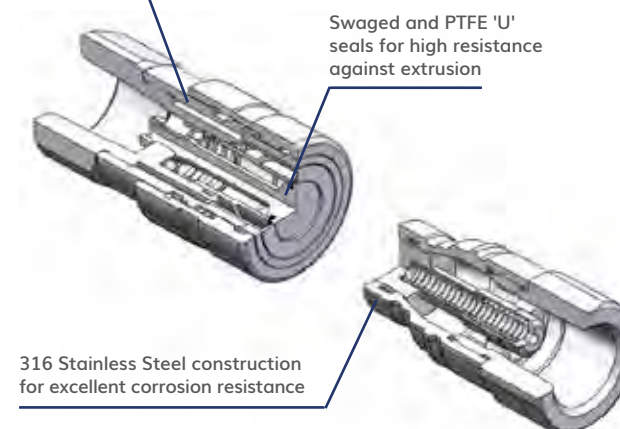


### PRESSURE DROP



OIL = ISO VG32, TEMP = 40C, VISCOSITY = 28.8-35.2 MM<sup>2</sup>/S

Flat face valves w/ safety lock to prevent accidental disconnection



### PERFORMANCE

DESCRIPTION	SIZE	ISO SIZE	MAX. OPERATING PRESSURE COUPLED		COUPLED		BURST PRESSURE			SPILLAGE*	
			MPa	psi	MPa	psi	MALE MPa	psi	FEMALE MPa		psi
FL4	1/8	-	35	5075	140	20300	140	20300	120	17400	0.005
FL7	1/4	6.3	35	5075	140	20300	120	17400	48	6960	0.006
FL9	3/8	10.0	35	5075	140	20300	120	17400	60	8700	0.012
FL13	1/2	12.5	35	5075	120	17400	110	15950	60	8700	0.020
FL15	5/8	16.0	35	5075	120	17400	100	14500	48	6960	0.026
FL17	3/4	19.0	33	4785	100	14500	80	11600	48	6960	0.032
FL21	1	25.0	28	4060	90	13050	80	11600	48	6960	0.035
FL27	1 1/2	-	23	3335	80	11600	70	10150	32	4640	0.050
FL45	2	-	15	2175	60	8700	60	8700	28	4060	0.100

\* Spillage is an indicative value of the fluid loss per couple-uncouple cycle

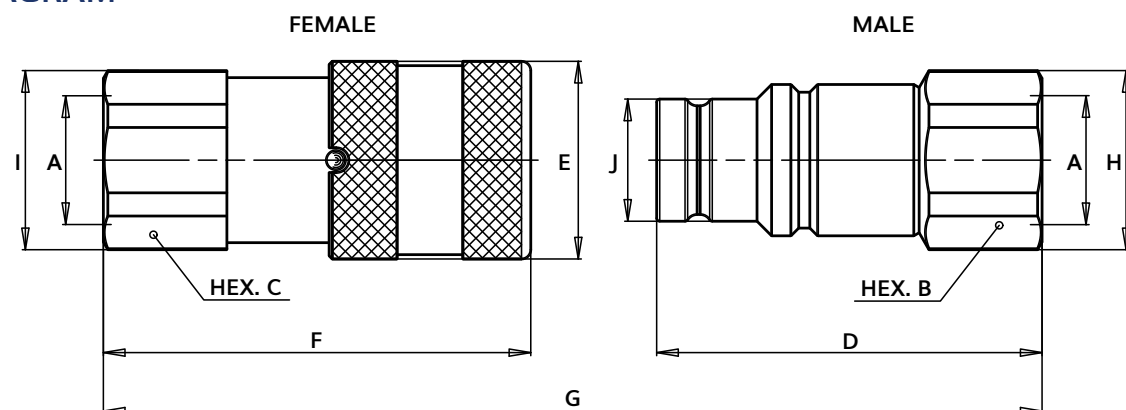
# FL SERIES

## FLAT FACE COUPLERS ISO 16028 Interchange



FLAT FACE COUPLERS

### SIZE DIAGRAM



DESCRIPTION	BODY SIZE	A	UNIT	B	C	D	E	F	G	H	I	J	UNIT	WEIGHT	
														MALE	FEMALE
FL4 1/8	1/8	1/8	mm	17.0	19.0	36.3	20.0	40.0	68.4	18.5	20.5	11.6	kg	0.037	0.074
			inch	0.67	0.75	1.43	0.79	1.57	2.69	0.73	0.81	0.46	lb	0.08	0.16
FL7 1/4	1/4	1/4	mm	22.0	22.0	49.4	28.0	48.3	86.7	23.8	23.8	16.1	kg	0.098	0.142
			inch	0.87	0.87	1.94	1.10	1.90	3.41	0.94	0.94	0.63	lb	0.22	0.31
FL9 3/8	3/8	3/8	mm	24.0	27.0	59.9	32.0	64.2	108.6	26.0	29.0	19.7	kg	0.124	0.245
			inch	0.94	1.06	2.36	1.26	2.53	4.28	1.02	1.14	0.78	lb	0.27	0.54
FL9 1/2	3/8	1/2	mm	27.0	27.0	62.4	32.0	69.2	116.1	29.0	29.0	19.7	kg	0.120	0.242
			inch	1.06	1.06	2.46	1.26	2.72	4.57	1.14	1.14	0.78	lb	0.26	0.53
FL13 1/2	1/2	1/2	mm	32.0	32.0	70.5	38.0	73.8	127.0	33.8	33.8	24.5	kg	0.259	0.378
			inch	1.26	1.26	2.78	1.50	2.91	5.00	1.33	1.33	0.96	lb	0.57	0.83
FL13 3/4	1/2	3/4	mm	36.0	36.0	70.5	38.0	80.8	134.0	38.5	38.5	24.5	kg	0.255	0.375
			inch	1.42	1.42	2.78	1.50	3.18	5.28	1.52	1.52	0.96	lb	0.56	0.83
FL15 3/4	5/8	3/4	mm	36.0	36.0	70.5	42.0	80.9	133.8	38.5	38.5	27.0	kg	0.282	0.492
			inch	1.42	1.42	2.78	1.65	3.19	5.27	1.52	1.52	1.06	lb	0.62	1.08
FL17 1	3/4	1	mm	46.0	46.0	82.2	48.0	92.9	153.3	49.5	49.5	30.0	kg	0.432	0.795
			inch	1.81	1.81	3.24	1.89	3.66	6.04	1.95	1.95	1.18	lb	0.95	1.75
FL21 1 1/4	1	1 1/4	mm	55.0	55.0	90.0	55.0	106.2	173.0	59.8	59.8	36.0	kg	0.672	1.226
			inch	2.17	2.17	3.54	2.17	4.18	6.81	2.35	2.35	1.42	lb	1.48	2.70
FL27 1 1/2	1 1/2	1 1/2	mm	70.0	65.0	111.0	80.0	132.4	214.8	76.0	72.0	57.0	kg	1.890	2.908
			inch	2.76	2.56	4.37	3.15	5.21	8.46	2.99	2.83	2.24	lb	4.17	6.41
FL45 2	2	2	mm	75.0	80.0	123.8	100.0	156.6	241.5	83.5	88.5	73.0	kg	2.290	5.230
			inch	2.95	3.15	4.87	3.94	6.17	9.51	3.29	3.48	2.87	lb	5.05	11.53

### FL Series Accessories Coupler Dust Cap | Nipple Dust Cap

BODY SIZE	PORT SIZE	ORDER CODE	DESCRIPTION	ORDER CODE	DESCRIPTION
COUPLER / FEMALE DUST CAP			NIPPLE / MALE DUST CAP		
1/4	1/4	815100000	CAP F. FIRG14/A7	815100001	CAP M. FIRG14/A7
3/8	3/8	-	-	815100003	CAP M. FIRG38/A9
3/8	3/8 & 1/2	815100002	CAP F. FIRG38/A9/FIRG12	815100005	CAP M. FIRG12/A9
1/2	1/2	815100004	CAP F. FIRG12A/A13	815100007	CAP M. FIRG12A/A13
1/2	1/2 & 3/4	815100006	CAP F. FIRG34/A13	815100009	CAP M. FIRG34/A13
5/8	3/4	815100008	CAP F. FIRG34B/A15	815100011	CAP M. FIRG34B/A15
3/4	3/4	815100010	CAP F. FIRG100/A17	815100013	CAP M. FIRG100/A17
1	1	815100012	CAP F. FIRG114/A21	815100015	CAP M. FIRG114/A21
1 1/4	1 1/4	815205020	CAP F. A25	815205021	CAP M. A25



Female Cap



Male Cap

### FL 316 NPT and SAE Thread Stainless Steel | ISO 16028

PART	BODY SIZE	PORT SIZE	THREAD TYPE	ORDER CODE	DESCRIPTION
<b>FL NPT THREAD</b>					
COUPLER	1/8	1/8	NPT	802401118	F. FL 4 1/8 NPT
NIPPLE	1/8	1/8	NPT	802401119	M. FL 4 1/8 NPT
COUPLER	1/4	1/4	NPT	802401100	F. FL 7 1/4 NPT
NIPPLE	1/4	1/4	NPT	802401101	M. FL 7 1/4 NPT
COUPLER	3/8	3/8	NPT	802401102	F. FL 9 3/8 NPT
NIPPLE	3/8	3/8	NPT	802401103	M. FL 9 3/8 NPT
COUPLER	3/8	1/2	NPT	802401104	F. FL 9 1/2 NPT
NIPPLE	3/8	1/2	NPT	802401105	M. FL 9 1/2 NPT
COUPLER	1/2	1/2	NPT	802401106	F. FL 13 1/2 NPT
NIPPLE	1/2	1/2	NPT	802401107	M. FL 13 1/2 NPT
COUPLER	1/2	3/4	NPT	802401108	F. FL 13 3/4 NPT
NIPPLE	1/2	3/4	NPT	802401109	M. FL 13 3/4 NPT
COUPLER	5/8	3/4	NPT	802401110	F. FL 15 3/4 NPT
NIPPLE	5/8	3/4	NPT	802401111	M. FL 15 3/4 NPT
COUPLER	3/4	1	NPT	802401112	F. FL 17 1 NPT
NIPPLE	3/4	1	NPT	802401113	M. FL 17 1 NPT
COUPLER	1	1 1/4	NPT	802401114	F. FL 21 1 1/4 NPT
NIPPLE	1	1 1/4	NPT	802401115	M. FL 21 1 1/4 NPT
COUPLER	1 1/2	1 1/2	NPT	802401116	F. FL 27 1 1/2 NPT
NIPPLE	1 1/2	1 1/2	NPT	802401117	M. FL 27 1 1/2 NPT
COUPLER	2	2	NPT	802401120	F. FL 45 2 NPT
NIPPLE	2	2	NPT	802401121	M. FL 45 2 NPT
<b>FL SAE THREAD</b>					
COUPLER	1/8	3/16	SAE	802404100	F. FL 4 3/16 SAE
NIPPLE	1/8	3/16	SAE	802404101	M. FL 4 3/16 SAE
COUPLER	1/4	3/8	SAE	802404102	F. FL 7 3/8 SAE
NIPPLE	1/4	3/8	SAE	802404103	M. FL 7 3/8 SAE
COUPLER	3/8	1/2	SAE	802404104	F. FL 9 1/2 SAE
NIPPLE	3/8	1/2	SAE	802404105	M. FL 9 1/2 SAE
COUPLER	3/8	5/8	SAE	802404106	F. FL 9 5/8 SAE
NIPPLE	3/8	5/8	SAE	802404107	M. FL 9 5/8 SAE
COUPLER	1/2	5/8	SAE	802404108	F. FL 13 5/8 SAE
NIPPLE	1/2	5/8	SAE	802404109	M. FL 13 5/8 SAE
COUPLER	1/2	1/2	SAE	802404110	F. FL 13 1/2 SAE
NIPPLE	1/2	1/2	SAE	802404111	M. FL 13 1/2 SAE
COUPLER	1/2	3/4	SAE	802404112	F. FL 13 3/4 SAE
NIPPLE	1/2	3/4	SAE	802404113	M. FL 13 3/4 SAE
COUPLER	5/8	3/4	SAE	802404114	F. FL 15 3/4 SAE
NIPPLE	5/8	3/4	SAE	802404115	M. FL 15 3/4 SAE
COUPLER	3/4	1	SAE	802404116	F. FL 17 1 SAE
NIPPLE	3/4	1	SAE	802404117	M. FL 17 1 SAE
COUPLER	1	1 1/4	SAE	802404118	F. FL 21 1 1/4 SAE
NIPPLE	1	1 1/4	SAE	802404119	M. FL 21 1 1/4 SAE
COUPLER	1 1/2	1 1/2	SAE	802404120	F. FL 27 1 1/2 SAE
NIPPLE	1 1/2	1 1/2	SAE	802404121	M. FL 27 1 1/2 SAE
COUPLER	2	2	SAE	802404122	F. FL 45 2 SAE
NIPPLE	2	2	SAE	802404123	M. FL 45 2 SAE



Coupler



Nipple



The VEP Series is a popular solution for hydraulic circuit applications subject to high-pressure impulses and circuits which experience high residual or trapped pressure in a line. Thread-to-connect design eliminates premature wear or brinelling, a patented internal valve allows connection / disconnection with high residual pressures, and the flat face design avoids loss of hydraulic fluid and contamination in the circuit. A yellow O-ring indicator makes the VEP series even easier to work with.



Repair Kits – page 48  
Protective Caps & Plugs – page 49

### FEATURES

- Size range: 1/4" thru 2"
- Port options: NPT, SAE, BSP, ORFS
- Interchanges with VEPHD, VEPHDL Series
- Connect/disconnect up to 25 MPa/3625 psi residual pressure
- Working pressure: 35-60 MPa/5075-8700 psi range
- Eliminates brinelling, reduces leakage
- Saves time changing tools

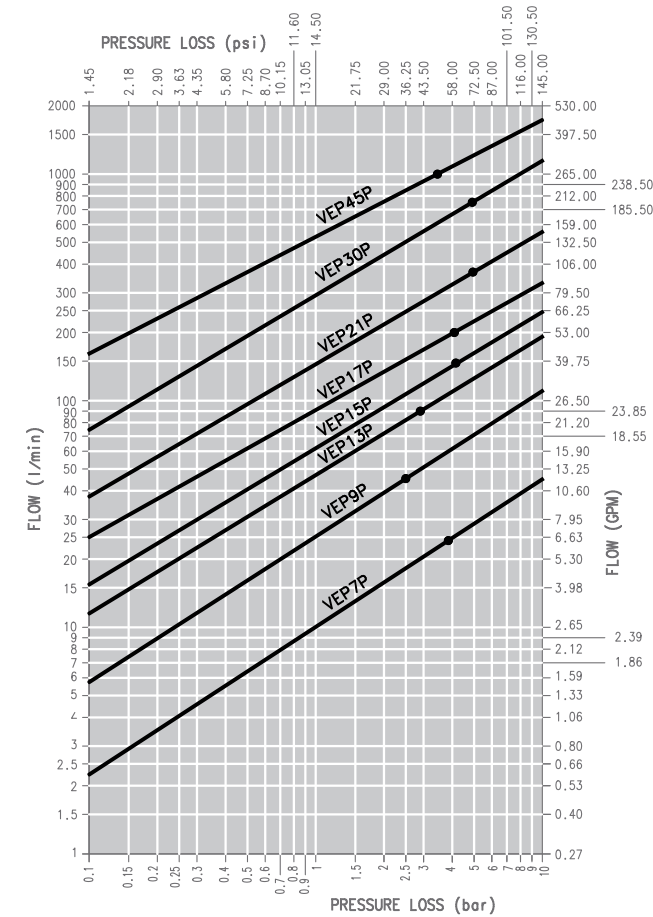
### APPLICATIONS

All construction equipment applications with higher pressure requirements or connection / disconnection issues with tool attachments under residual pressure

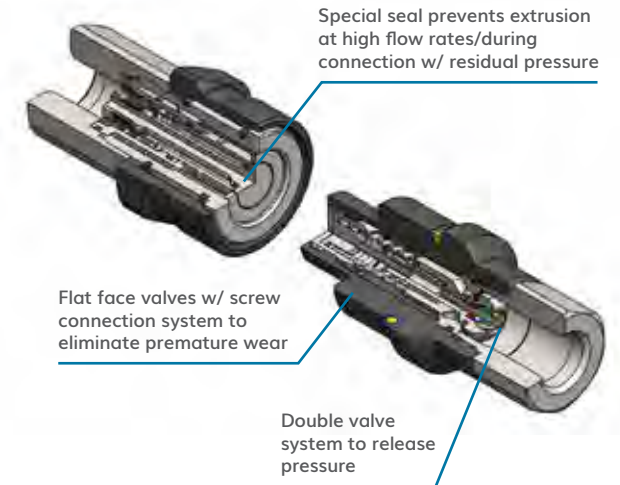
- All large equipment needing junction points in circuit: cranes, drilling machines, oil field, well head drives, porta-power
- Excavators w/ auxiliary line for attachments: thumbs, grapples, hammers, compactors / hopaks



### PRESSURE DROP



OIL = ISO VG32, TEMP = 40C, VISCOSITY = 28.8-35.2 MM<sup>2</sup>/S



### PERFORMANCE

DESCRIPTION	SIZE	MAX. OPERATING PRESSURE COUPLED		BURST PRESSURE		MAX. RESIDUAL PRESSURE DURING CONNECTION		SPILLAGE*				
		MPa	psi	COUPLED	MALE	FEMALE	MPa		psi			
VEP7P	1/4	60	8700	150	21750	150	21750	126	18270	30	4350	0.012
VEP9P	3/8	55	7975	140	20300	140	20300	100	14500	25	3625	0.040
VEP13P	1/2	55	7975	140	20300	140	20300	100	14500	25	3625	0.025
VEP15P	3/4	55	7975	140	20300	140	20300	100	14500	25	3625	0.033
VEP17P	1	50	7250	125	18125	125	18125	100	14500	25	3625	0.018
VEP21P	1 1/4	47	6815	120	17400	120	17400	80	11600	25	3625	0.060
VEP30P	1 1/2	40	5800	110	15950	110	15950	80	11600	25	3625	0.200
VEP45P	2	35	5075	110	15950	110	15950	80	11600	25	3625	0.350

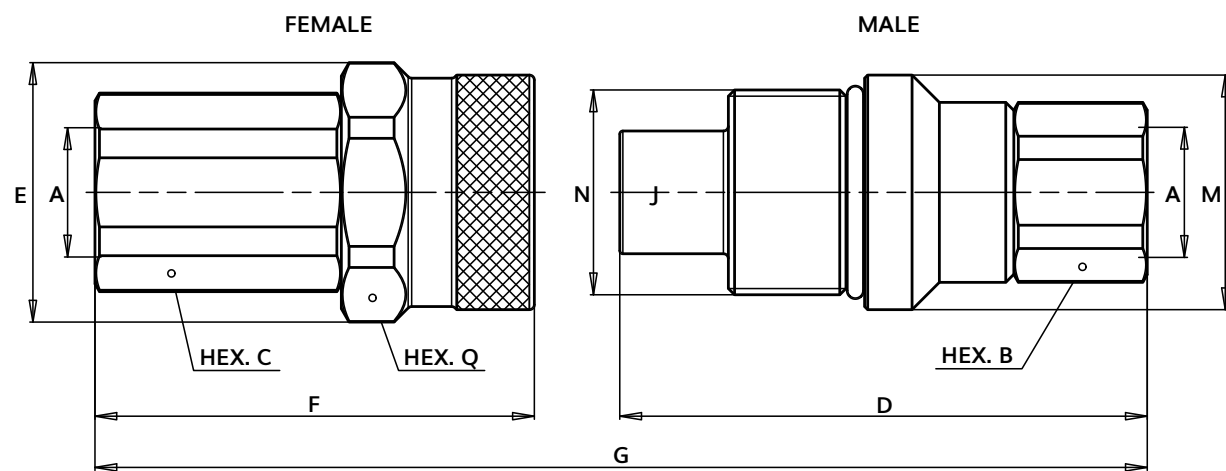
\* Spillage is an indicative value of the fluid loss per couple-uncouple cycle.

# VEP SERIES

## THREADED FLAT FACE COUPLERS



### SIZE DIAGRAM



DESCRIPTION	BODY SIZE	A	UNIT	B	C	D	E	F	G	M	N	G	UNIT	WEIGHT	
														MALE	FEMALE
VEP7P	1/4	1/4	mm	22.0	27.0	71.0	38.8	54.1	113.3	34.8	M30X2	36.0	kg	0.235	0.25
			inch	0.87	1.06	2.80	1.53	2.13	4.46	1.37			1.42	lb	0.52
VEP9P	3/8	3/8	mm	27.0	30.0	82.5	41.8	65.8	131.3	37.8	M33X2	38.0	kg	0.325	0.335
			inch	1.06	1.18	3.25	1.65	2.59	5.17	1.49			1.50	lb	0.72
VEP9P	3/8	1/2	mm	27.0	30.0	85.0	41.8	70.8	138.8	37.8	M33X2	38.0	kg	0.320	0.345
			inch	1.06	1.18	3.35	1.65	2.79	5.46	1.49			1.50	lb	0.71
VEP13P	1/2	1/2	mm	36.0	36.0	95.0	49.8	77.8	154.6	45.8	M40X3	46.0	kg	0.605	0.635
			inch	1.42	1.42	3.74	1.96	3.06	6.09	1.80			1.81	lb	1.33
VEP13P	1/2	3/4	mm	36.0	36.0	97.4	49.8	84.8	164.0	45.8	M40X3	46.0	kg	0.59	0.60
			inch	1.42	1.42	3.83	1.96	3.34	6.46	1.80			1.81	lb	1.30
VEP15P	3/4	3/4	mm	36.0	41.0	99.0	53.8	84.9	165.4	49.8	M45X3	50.0	kg	0.69	0.765
			inch	1.42	1.61	3.90	2.12	3.34	6.51	1.96			1.97	lb	1.52
VEP17P	1	3/4	mm	46.0	46.0	113.6	58.8	96.7	187.5	54.8	M50X3	55.0	kg	1.065	1.168
			inch	1.81	1.81	4.47	2.31	3.81	7.38	2.16			2.17	lb	2.35
VEP17P	1	1	mm	46.0	46.0	113.6	58.8	99.7	190.5	54.8	M50X3	55.0	kg	1.025	1.115
			inch	1.81	1.81	4.47	2.31	3.93	7.50	2.16			2.17	lb	2.26
VEP21P	1 1/4	1	mm	55.0	55.0	123.4	69.8	105.8	205.2	64.5	M58X3	65.0	kg	1.540	1.780
			inch	2.17	2.17	4.86	2.75	4.17	8.08	2.54			2.56	lb	3.40
VEP21P	1 1/4	1 1/4	mm	55.0	55.0	123.4	69.8	106.8	206.2	64.5	M58X3	65.0	kg	1.465	1.700
			inch	2.17	2.17	4.86	2.75	4.20	8.12	2.54			2.56	lb	3.23
VEP30P	1 1/2	1 1/4	mm	65.0	65.0	150.0	92.0	133.5	253.9	89.8	M80X4	85.0	kg	3.245	3.910
			inch	2.56	2.56	5.91	3.62	5.26	10.00	3.54			3.35	lb	7.15
VEP30P	1 1/2	1 1/2	mm	65.0	65.0	150.0	92.0	133.5	253.9	89.8	M80X4	85.0	kg	3.18	3.84
			inch	2.56	2.56	5.91	3.62	5.26	10.00	3.54			3.35	lb	7.01
VEP45P	2	2	mm	90.0	90.0	218.4	200.0	224.8	383.5	145.0	M130X6	0.00	kg	11.67	14.76
			inch	3.54	3.54	8.60	7.87	8.85	15.10	5.71			0.00	lb	25.73

### VEP NPT Thread Flat Face Coupling with High Residual Pressure

PART	BODY SIZE	PORT SIZE	THREAD TYPE	ORDER CODE	DESCRIPTION
<b>VEP NPT THREAD</b>					
COUPLER	1/4	1/4	NPT	806501008	F. VEP7 1/4 NPT
NIPPLE	1/4	1/4	NPT	806501009	M. VEP7 1/4 NPT
COUPLER	3/8	3/8	NPT	806501002	F. VEP9P 3/8 NPT
NIPPLE	3/8	3/8	NPT	806501003	M. VEP9P 3/8 NPT
COUPLER	3/8	1/2	NPT	806501014	F. VEP9P 1/2 NPT
NIPPLE	3/8	1/2	NPT	806501015	M. VEP9P 1/2 NPT
COUPLER	1/2	1/2	NPT	806501000	F. VEP13P 1/2 NPT
NIPPLE	1/2	1/2	NPT	806501001	M. VEP13P 1/2 NPT
COUPLER	1/2	3/4	NPT	806501016	F. VEP13P 3/4 NPT
NIPPLE	1/2	3/4	NPT	806501017	M. VEP13P 3/4 NPT
COUPLER	3/4	3/4	NPT	806501004	F. VEP15P 3/4 NPT
NIPPLE	3/4	3/4	NPT	806501005	M. VEP15P 3/4 NPT
COUPLER	1	1	NPT	806501006	F. VEP17P 1 NPT
NIPPLE	1	1	NPT	806501007	M. VEP17P 1 NPT
COUPLER	1 1/4	1 1/4	NPT	806501010	F. VEP21P 1 1/4 NPT
NIPPLE	1 1/4	1 1/4	NPT	806501011	M. VEP21P 1 1/4 NPT
COUPLER	1 1/2	1 1/2	NPT	806501012	F. VEP30P 1 1/2 NPT
NIPPLE	1 1/2	1 1/2	NPT	806501013	M. VEP30P 1 1/2 NPT
COUPLER	2	2	NPT	807201018	F. VEP45P 2 NPT
NIPPLE	2	2	NPT	807201019	M. VEP45P 2 NPT



Coupler



Nipple

THREADED FLAT FACE COUPLERS

### VEP BSP Thread Flat Face Coupling with High Residual Pressure

PART	BODY SIZE	PORT SIZE	THREAD TYPE	ORDER CODE	DESCRIPTION
<b>VEP BSP THREAD</b>					
COUPLER	3/8	3/8	BSP	807200002	F. VEP9P 3/8 BSP
NIPPLE	3/8	3/8	BSP	807200003	M. VEP9P 3/8 BSP
COUPLER	1/2	1/2	BSP	807200006	F. VEP13P 1/2 BSP
NIPPLE	1/2	1/2	BSP	807200007	M. VEP13P 1/2 BSP
COUPLER	3/4	3/4	BSP	807200010	F. VEP15P 3/4 BSP
NIPPLE	3/4	3/4	BSP	807200011	M. VEP15P 3/4 BSP
COUPLER	1	1	BSP	807200012	F. VEP17P 1 BSP
NIPPLE	1	1	BSP	807200013	M. VEP17P 1 BSP
COUPLER	1 1/4	1	BSP	807200020	F. VEP21P 1 BSP
NIPPLE	1 1/4	1	BSP	807200021	M. VEP21P 1 BSP
COUPLER	1 1/4	1 1/4	BSP	807200014	F. VEP21P 1 1/4 BSP
NIPPLE	1 1/4	1 1/4	BSP	807200015	M. VEP21P 1 1/4 BSP
COUPLER	1 1/2	1 1/2	BSP	807200016	F. VEP30P 1 1/2 BSP
NIPPLE	1 1/2	1 1/2	BSP	807200017	M. VEP30P 1 1/2 BSP
COUPLER	2	2	BSP	807200018	F. VEP45P 2 BSP
NIPPLE	2	2	BSP	807200019	M. VEP45P 2 BSP

# VEP SERIES

## THREADED FLAT FACE COUPLERS



### VEP SAE and Flange Thread Flat Face Coupling with High Residual Pressure

PART	BODY SIZE	PORT SIZE	THREAD TYPE	ORDER CODE	DESCRIPTION
<b>VEP SAE THREAD</b>					
COUPLER	1/4	3/8	SAE	806504008	F. VEP7 3/8 SAE
NIPPLE	1/4	3/8	SAE	806504009	M. VEP7 3/8 SAE
COUPLER	3/8	3/8	SAE	806504014	F. VEP9P 3/8 SAE
NIPPLE	3/8	3/8	SAE	806504015	M. VEP9P 3/8 SAE
COUPLER	3/8	1/2	SAE	806504000	F. VEP9P 1/2 SAE
NIPPLE	3/8	1/2	SAE	806504001	M. VEP9P 1/2 SAE
COUPLER	1/2	1/2	SAE	807204006	F. VEP13P 1/2 SAE*
NIPPLE	1/2	1/2	SAE	807204007	M. VEP13P 1/2 SAE*
COUPLER	1/2	3/4	SAE	806504004	F. VEP13P 3/4 SAE
NIPPLE	1/2	3/4	SAE	806504005	M. VEP13P 3/4 SAE
COUPLER	3/4	3/4	SAE	806504006	F. VEP15P 3/4 SAE
NIPPLE	3/4	3/4	SAE	806504007	M. VEP15P 3/4 SAE
COUPLER	1	1	SAE	806504002	F. VEP17P 1 SAE
NIPPLE	1	1	SAE	806504003	M. VEP17P 1 SAE
COUPLER	1 1/4	1 1/4	SAE	806504010	F. VEP21P 1 1/4 SAE
NIPPLE	1 1/4	1 1/4	SAE	806504011	M. VEP21P 1 1/4 SAE
COUPLER	1 1/2	1 1/2	SAE	806504012	F. VEP30P 1 1/2 SAE
NIPPLE	1 1/2	1 1/2	SAE	806504013	M. VEP30P 1 1/2 SAE
COUPLER	2	2	SAE	807204018	F. VEP45P 2 SAE
NIPPLE	2	2	SAE	807204019	M. VEP45P 2 SAE
<b>VEP FLANGE THREAD</b>					
COUPLER	2	2	FLANGE HEAD	807224018	F. VEP45P 2 CODE 62 FH
NIPPLE	2	2	FLANGE HEAD	807224019	M. VEP45P 2 CODE 62 FH
COUPLER	2	2	FLANGE PAD	807224020	F. VEP45P 2 CODE 62 FP
NIPPLE	2	2	FLANGE PAD	807224021	M. VEP45P 2 CODE 62 FP
COUPLER	2	2	NPT	807201026	F. VEP45P GG 2 NPT*

GG= No handle sleeve  
\*All QPQ plating



### VEP ORFS Thread Flat Face Coupling with High Residual Pressure

PART	BODY SIZE	PORT SIZE	THREAD TYPE	ORDER CODE	DESCRIPTION
<b>VEP ORFS THREAD</b>					
COUPLER	3/8	3/8	ORFS	807213002	F. VEP9P 3/8 ORFS
NIPPLE	3/8	3/8	ORFS	807213003	M. VEP9P 3/8 ORFS
COUPLER	1/2	1/2	ORFS	807213004	F. VEP13P 1/2 ORFS
NIPPLE	1/2	1/2	ORFS	807213005	M. VEP13P 1/2 ORFS
COUPLER	3/4	3/4	ORFS	807213006	F. VEP15P 3/4 ORFS
NIPPLE	3/4	3/4	ORFS	807213007	M. VEP15P 3/4 ORFS
COUPLER	1	1	ORFS	807213008	F. VEP17P 1 ORFS
NIPPLE	1	1	ORFS	807213009	M. VEP17P 1 ORFS
COUPLER	1 1/4	1 1/4	ORFS	807213010	F. VEP21P 1 1/4 ORFS
NIPPLE	1 1/4	1 1/4	ORFS	807213011	M. VEP21P 1 1/4 ORFS
<b>VEP ORFS BH THREAD</b>					
COUPLER	3/8	3/8	ORFS BULKHEAD	807213016	F. VEP9P 3/8 ORFS BH
NIPPLE	3/8	3/8	ORFS BULKHEAD	807213017	M. VEP9P 3/8 ORFS BH
COUPLER	1/2	1/2	ORFS BULKHEAD	807213018	F. VEP13P 1/2 ORFS BH
NIPPLE	1/2	1/2	ORFS BULKHEAD	807213019	M. VEP13P 1/2 ORFS BH
COUPLER	3/4	3/4	ORFS BULKHEAD	807213020	F. VEP15P 3/4 ORFS BH
NIPPLE	3/4	3/4	ORFS BULKHEAD	807213021	M. VEP15P 3/4 ORFS BH
COUPLER	1	1	ORFS BULKHEAD	807213022	F. VEP17P 1 ORFS BH
NIPPLE	1	1	ORFS BULKHEAD	807213023	M. VEP17P 1 ORFS BH
COUPLER	1 1/4	1 1/4	ORFS BULKHEAD	807213024	F. VEP21P 1 1/4 ORFS BH
NIPPLE	1 1/4	1 1/4	ORFS BULKHEAD	807213025	M. VEP21P 1 1/4 ORFS BH



Coupler



Nipple

THREADED FLAT FACE  
COUPLERS

### Repair Kits

ORDER CODE	DESCRIPTION
<b>MALE VEP O-RING</b>	
815700735	O-RING KIT M. VEP7
815700736	O-RING KIT M. VEP9
815700737	O-RING KIT M. VEP13
815700738	O-RING KIT M. VEP15
815700739	O-RING KIT M. VEP17
815700740	O-RING KIT M. VEP21
815700741	O-RING KIT M. VEP30
815700728	O-RING KIT M. VEP45



### VEP Series Accessories Aluminum | Coupler Dust Plug | Coupler Dust Cap

SIZE	PART	ORDER CODE	DESCRIPTION	PART	ORDER CODE	DESCRIPTION
<b>VEP COUPLER DUST PLUG</b>			<b>VEP COUPLER DUST CAP</b>			
1/4	PLUG	815300030	CAP F. VEP7R	CAP	815300031	CAP M. VEP7R
3/8	PLUG	815300032	CAP F. VEP9R	CAP	815300033	CAP M. VEP9R
1/2	PLUG	815300034	CAP F. VEP13R	CAP	815300035	CAP M. VEP13R
3/4	PLUG	815300036	CAP F. VEP15R	CAP	815300037	CAP M. VEP15R
1	PLUG	815300038	CAP F. VEP17R	CAP	815300039	CAP M. VEP17R
1 1/4	PLUG	815300040	CAP F. VEP21R	CAP	815300041	CAP M. VEP21R
1 1/2	PLUG	815300028	CAP F. VEP30R	CAP	815300029	CAP M. VEP30R
2	PLUG	815300042	CAP F. VEP45	CAP	815300043	CAP M. VEP45



Plug



Cap



The VEPHD (Heavy Duty) Series offers the same features of the VEP series, with upgraded material, a yellow O-ring visual ID, and larger mating areas. Like the VEP, the VEPHD is a popular solution for hydraulic circuit applications subject to high pressure impulses and circuits that experience high residual or trapped pressure in a line, offered in a more durable, higher grade of steel and all QPQ plating for increased longevity.



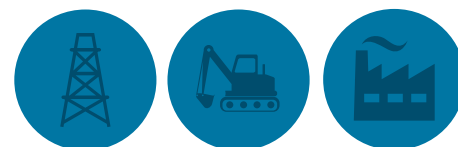
Protective Caps & Plugs – page 54

### FEATURES

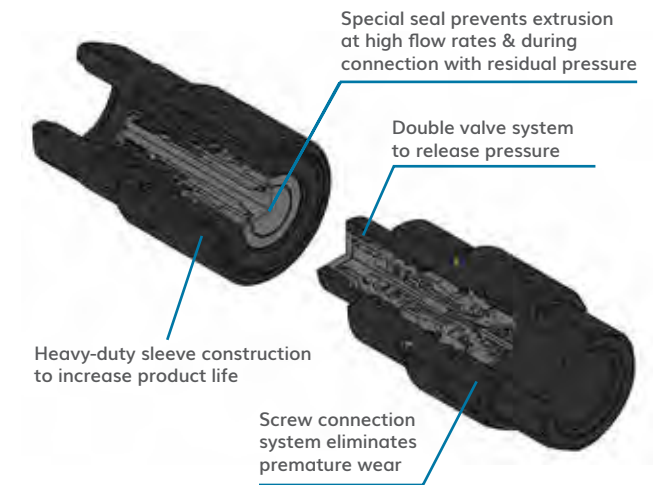
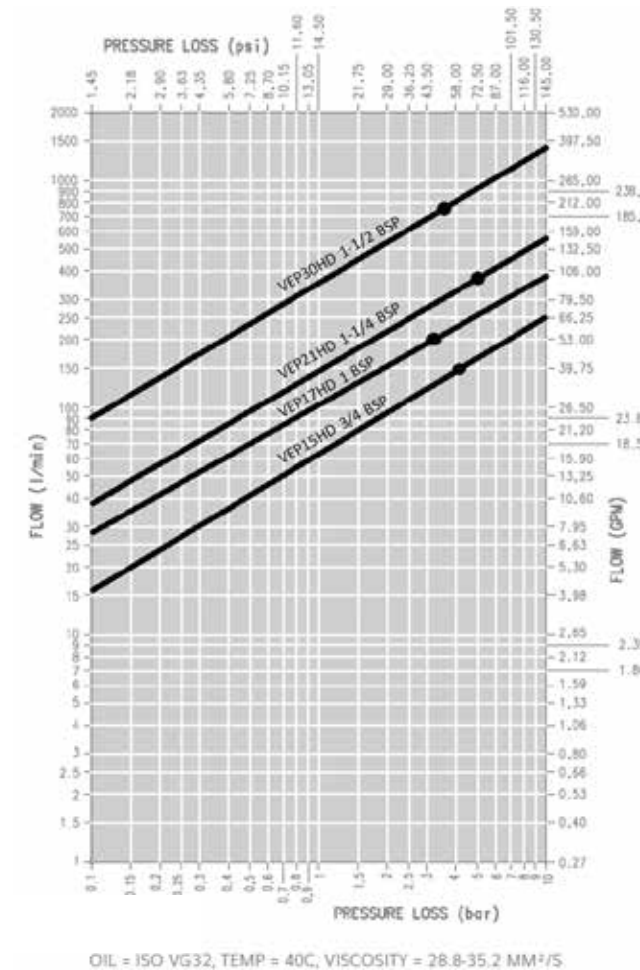
- Size range: 3/4" thru 1 1/2"
- Port options: NPT, SAE, Flange Ports
- Interchanges with VEP, VEPHDL Series
- Connect/disconnect up to 25 MPa/3625 psi residual pressure
- Working pressure: 40-55 MPa/5800-7975 psi range
- Higher grade of steel for longer life
- Eliminates brinelling, reduces leakage
- Entire body in QPQ
- Wrench flats on male for ease of connection

### APPLICATIONS

- High impulse mobile circuits
- All construction equipment applications with higher pressure requirements or connection/disconnection issues with tool attachments under residual pressure
- Excavators w/ auxiliary line for attachments: thumbs, grapples, hammers, hydraulic compactors, hydraulic tampers, demolition



### PRESSURE DROP

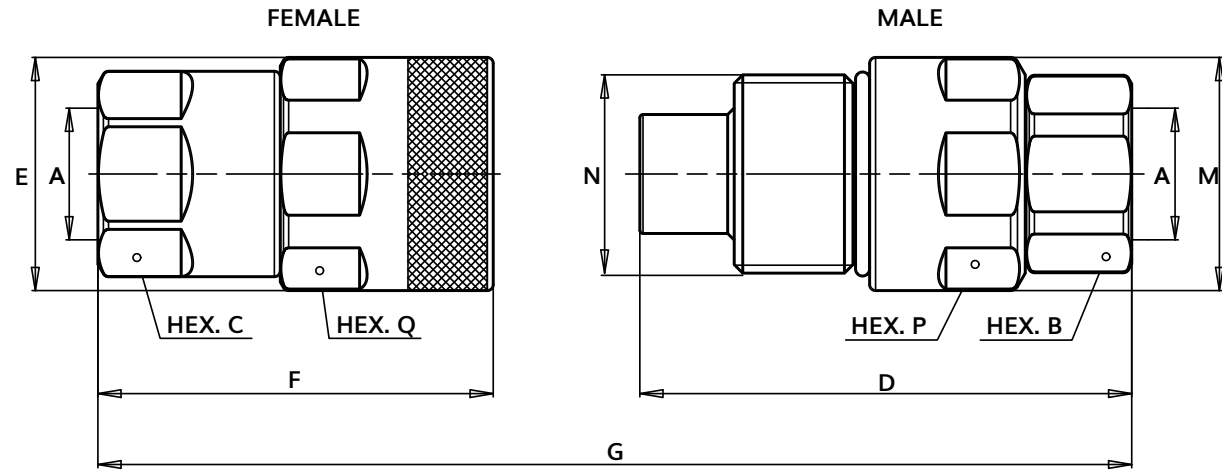


### PERFORMANCE

DESCRIPTION	PORT TYPE	SIZE	MAX. OPERATING PRESSURE COUPLED		COUPLED		BURST PRESSURE		MAX. RESIDUAL PRESSURE DURING CONNECTION		SPILLAGE*		
			MPa	psi	MPa	psi	MALE	FEMALE	MPa	psi			
<b>VEPHD FLANGE PORT</b>													
VEP17HD	FLANGE	1	42	6091	165	24000	165	24000	100	14500	25	3625	0.018
VEP21HD	FLANGE	1 1/4	42	6091	165	24000	165	24000	80	11600	25	3625	0.060
VEP30HD	FLANGE	1 1/2	42	6091	165	24000	165	24000	80	11600	25	3625	0.200
<b>VEPHD NPT / SAE</b>													
VEP15HD	NPT/SAE	3/4	55	7975	140	20300	140	20300	100	14500	25	3625	0.033
VEP17HD	NPT/SAE	1	50	7250	125	18125	125	18125	100	14500	25	3625	0.018
VEP21HD	NPT/SAE	1 1/4	47	6815	120	17400	120	17400	80	11600	25	3625	0.060
VEP30HD	NPT/SAE	1 1/2	40	5800	110	15950	110	15950	80	11600	25	3625	0.200

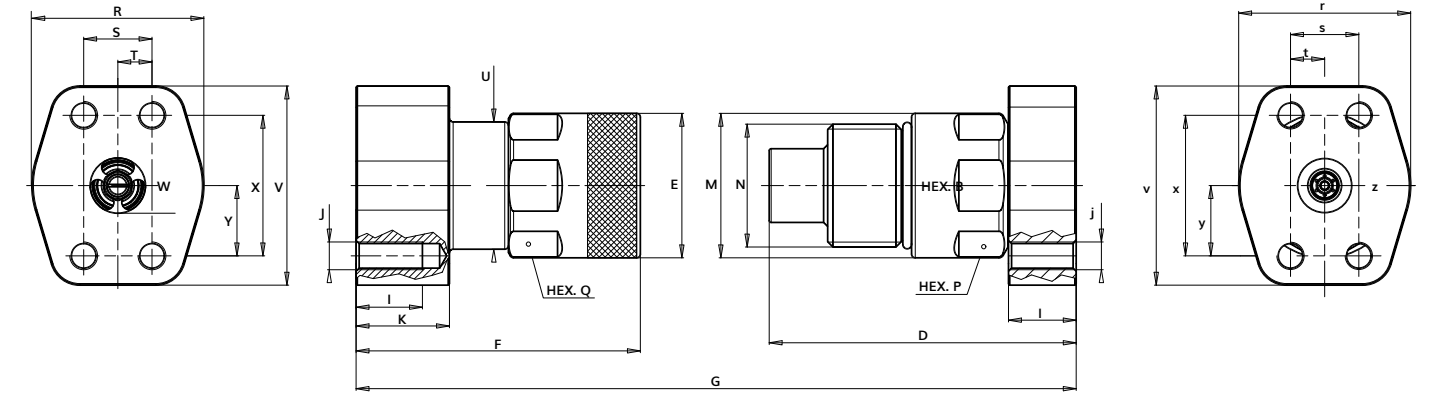


SIZE DIAGRAM



DESCRIPTION	BODY SIZE	A	UNIT	B	C	D	E	F	G	M	N	P	Q	UNIT	WEIGHT	
															MALE	FEMALE
VEP15HD	5/8	3/4	mm	36.0	41.0	106	53.8	84.9	172.4	53.8	M34x3	50	50	kg	0.93	2.05
			inch	1.42	1.61	4.17	2.12	3.34	6.79	2.12		1.97	1.97	lb	0.95	2.09
VEP17HD	1	3/4	mm	46	46	124	58.8	99.7	200.9	58.8	M50x3	55	55	kg	1.350	1.330
			inch	1.81	1.81	4.88	2.31	3.93	7.91	2.31		2.17	2.17	lb	2.98	2.93
VEP17HD	1	1	mm	46	46	12	58.8	99.7	200.9	58.8	M50x3	55	55	kg	1.300	1.280
			inch	1.81	1.81	4.88	2.31	3.93	7.91	2.31		2.17	2.17	lb	2.87	2.82
VEP21HD	1 1/4	1	mm	55	55	133.4	69.8	106.8	216.2	69.8	M58x3	65	65	kg	1.890	2.120
			inch	2.17	2.17	5.25	2.75	4.20	8.51	2.75		2.56	2.56	lb	4.17	4.67
VEP21HD	1 1/4	1 1/4	mm	55	55	133.4	69.8	106.8	216.2	69.8	M58x3	65	65	kg	1.790	2.020
			inch	2.17	2.17	5.25	2.75	4.20	8.51	2.75		2.56	2.56	lb	3.95	4.45
VEP30HD	1 1/2	1 1/4	mm	65	65	150	95	133.5	253.9	94.4	M80x4	75	85	kg	3.400	4.460
			inch	2.56	2.56	5.91	3.74	5.26	10.0	3.72		2.95	3.35	lb	7.50	9.83
VEP30HD	1 1/2	1 1/2	mm	65	65	150	95	133.5	253.9	94.4	M80x4	75	85	kg	3.300	4.360
			inch	2.56	2.56	5.91	3.74	5.26	10.0	3.72		2.95	3.35	lb	7.28	9.61

SIZE DIAGRAM VEPHD Flange Pad



DESCRIPTION	UNIT	D	E	F	G	I	J	K	L	M	N	P
VEP17HD 1	mm	125	58.8	115.7	217.9	27	UNC 7/16 - 14	38	27.55	58.8	M50X3	55
FPU CODE 62	inch	4.92	2.31	4.56	8.58	1.06		1.5	1.08	2.31		2.16
VEP21HD 1	mm	135.2	69.8	116.8	228	27	M12	38	38	69.8	M58X3	65
FPM CODE 62	inch	5.32	2.75	4.6	8.98	1.06		1.5	1.5	2.75		2.56
VEP21HD 1 1/4	mm	123.2	69.8	115.8	215	25	UNC 1/2 - 13	37	26	69.8	M58X3	65
FPU CODE 62	inch	4.85	2.75	4.57	8.46	0.98		1.46	1.02	2.75		2.56
VEP30HD 1 1/4	mm	147.6	95	148.5	266.5	27	UNC 1/2 - 13 2B	37.9	35	94.4	80X4 TPF	75
FPU CODE 62	inch	5.81	3.74	5.85	10.49	1.06		1.49	1.38	3.72		2.95
VEP30HD 1 1/4	mm	147.6	95	148.5	266.5	25	M14	37.9	35	94.4	80X4 TPF	75
FPM CODE 62	inch	5.81	3.74	5.85	10.49	0.98		1.49	1.38	3.72		2.95
VEP30HD 1 1/2	mm	149.6	95	156.6	276.6	35	UNC 5/8 - 11	46	37	94.4	80X4 TPF	75
FPU CODE 62	inch	5.89	3.74	6.16	10.89	1.38		1.81	1.46	3.72		2.95

DESCRIPTION	UNIT	Q	R	S	T	U	V	W	X	Y	Z	UNIT	WEIGHT	
													MALE	FEMALE
VEP17HD 1	mm	55	70	27.8	13.9	51.8	81.05	22.5	57.2	28.6	22	kg	1.96	2.34
FPU CODE 62	inch	2.16	2.76	1.09	0.55	2.04	3.19	0.89	2.25	1.13	0.87	lb	4.31	5.15
VEP21HD 1	mm	65	70	27.8	13.9	68	81.05	22.5	57.2	28.6	22.5	kg	2.23	2.82
FPM CODE 62	inch	2.56	2.76	1.09	0.55	2.68	3.19	0.89	2.25	1.13	0.89	lb	4.91	6.2
VEP21HD 1 1/4	mm	65	78	31.8	15.9	68	95.25	25.6	66.6	33.3	25.6	kg	2.45	3.29
FPU CODE 62	inch	2.56	3.07	1.25	0.63	2.68	3.75	1.01	2.62	1.31	1.01	lb	5.39	7.24
VEP30HD 1 1/4	mm	85	78	31.8	15.9	89	95.25	32	66.6	33.3	32	kg	4.01	5.68
FPU CODE 62	inch	3.35	3.07	1.25	0.63	3.5	3.75	1.26	2.62	1.31	1.26	lb	8.82	12.5
VEP30HD 1 1/4	mm	85	78	31.8	15.9	89	95.25	32	66.6	33.3	32	kg	4.01	5.68
FPM CODE 62	inch	3.35	3.07	1.25	0.63	3.5	3.75	1.26	2.62	1.31	1.26	lb	8.82	12.5
VEP30HD 1 1/2	mm	85	95	36.5	18.25	89	112.8	35	79.3	39.65	32	kg	4.81	6.91
FPU CODE 62	inch	3.35	3.74	1.44	0.72	3.5	4.44	1.38	3.12	1.56	1.26	lb	10.58	15.2

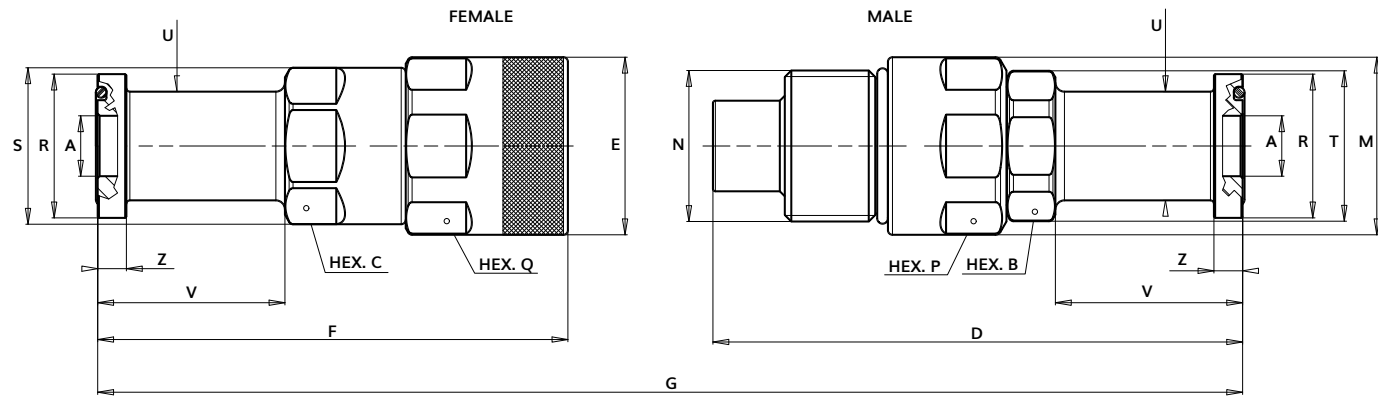
THREADED FLAT FACE COUPLERS

# VEPHD SERIES

## THREADED FLAT FACE COUPLERS



### SIZE DIAGRAM VEPHD Connect Under Pressure



DESCRIPTION	UNIT	A	B	C	D	E	F	G	M	N	P
VEP17HD 1 FH CODE 62	mm	20	46	46	175.4	58.8	155.7	308.3	58.8	M50X3	55
	inch	0.79	1.81	1.81	6.9	2.31	6.13	12.14	2.31		2.16
VEP21HD 1 1/4 FH CODE 62	mm	25.6	55	55	184.2	69.8	170.8	331	69.8	M58X3	65
	inch	1.01	2.16	2.16	7.25	2.75	6.72	13.03	2.75		2.56
VEP30HD 1 1/4 FH CODE 62	mm	28	65	65	201.6	95	199.5	371.5	94.4	80X4 TPF	75
	inch	1.1	2.56	2.56	7.94	3.74	7.85	14.63	3.72		2.95
VEP30HD 1 1/2 FH CODE 62	mm	32	65	65	211.6	95	209.5	391.5	94.4	80X4 TPF	75
	inch	1.26	2.56	2.56	8.33	3.74	8.25	15.41	3.72		2.95

DESCRIPTION	UNIT	WEIGHT									
		Q	R	S	T	U	V	Z	UNIT	MALE	FEMALE
VEP17HD 1 FH CODE 62	mm	55	47.6	51.8	49.8	36	62	9.5	kg	1.65	1.68
	inch	2.16	1.87	2.04	1.96	1.42	2.44	0.37	lb	3.63	3.7
VEP21HD 1 1/4 FH CODE 62	mm	65	53.9	68	59.8	41.9	69	10.3	kg	2.16	2.6
	inch	2.56	2.12	2.68	2.35	1.65	2.72	0.41	lb	4.75	5.72
VEP30HD 1 1/4 FH CODE 62	mm	85	53.9	89	69.8	44	69	10.3	kg	3.61	5.01
	inch	3.35	2.12	3.5	2.75	1.73	2.72	0.41	lb	7.94	11.02
VEP30HD 1 1/2 FH CODE 62	mm	85	63.5	89	69.8	49	79	12.6	kg	3.85	5.23
	inch	3.35	2.5	3.5	2.75	1.93	3.11	0.5	lb	8.47	11.51

### VEPHD Series Accessories Aluminum | Coupler Dust Plug | Coupler Dust Cap

SIZE	PART	ORDER CODE	DESCRIPTION	PART	ORDER CODE	DESCRIPTION
VEPHD COUPLER DUST PLUG						
3/4	PLUG	815300036	CAP F. VEP15R	CAP	815300037	CAP M. VEP15R
1	PLUG	815300038	CAP F. VEP17R	CAP	815300039	CAP M. VEP17R
1 1/4	PLUG	815300040	CAP F. VEP21R	CAP	815300041	CAP M. VEP21R
1 1/2	PLUG	815300028	CAP F. VEP30R	CAP	815300029	CAP M. VEP30R



Plug



### VEPHD NPT and SAE Thread Flat Face Coupling with High Residual Pressure

PART	BODY SIZE	PORT SIZE	THREAD TYPE	ORDER CODE	DESCRIPTION
VEPHD NPT THREAD					
COUPLER	3/4	3/4	NPT	808101010	F. VEP15HD 3/4 NPT
NIPPLE	3/4	3/4	NPT	808101011	M. VEP15HD 3/4 NPT
COUPLER	1	1	NPT	808101012	F. VEP17HD 1 NPT
NIPPLE	1	1	NPT	808101013	M. VEP17HD 1 NPT
COUPLER	1 1/4	1 1/4	NPT	808101014	F. VEP21HD 1 1/4 NPT
NIPPLE	1 1/4	1 1/4	NPT	808101015	M. VEP21HD 1 1/4 NPT
COUPLER	1 1/2	1 1/2	NPT	808101016	F. VEP30HD 1 1/2 NPT
NIPPLE	1 1/2	1 1/2	NPT	808101017	M. VEP30HD 1 1/2 NPT
VEPHD SAE THREAD					
COUPLER	3/4	3/4	SAE	808104010	F. VEP15HD 3/4 SAE
NIPPLE	3/4	3/4	SAE	808104011	M. VEP15HD 3/4 SAE
COUPLER	1	1	SAE	808104012	F. VEP17HD 1 SAE
NIPPLE	1	1	SAE	808104013	M. VEP17HD 1 SAE
COUPLER	1 1/4	1 1/4	SAE	808104014	F. VEP21HD 1 1/4 SAE
NIPPLE	1 1/4	1 1/4	SAE	808104015	M. VEP21HD 1 1/4 SAE
COUPLER	1 1/2	1 1/2	SAE	808104016	F. VEP30HD 1 1/2 SAE
NIPPLE	1 1/2	1 1/2	SAE	808104017	M. VEP30HD 1 1/2 SAE



Coupler



Nipple

THREADED FLAT FACE COUPLERS

### VEPHD Flange Ports Code 62 Flat Face Coupling with High Residual Pressure

PART	BODY SIZE	PORT SIZE	PORT TYPE	BOLT SIZE FP	ORDER CODE	DESCRIPTION
VEPHD FLANGE PORTS						
COUPLER	1	1	FH	N/A	808124012	F. VEP17HD 1 FH CODE 62
NIPPLE	1	1	FH	N/A	808124013	M. VEP17HD 1 FH CODE 62
COUPLER	1	1	FPU	7/16 - 14 UNC	808124020	F. VEP17HD 1 FPU CODE 62
NIPPLE	1	1	FPU	7/16 - 14 UNC	808124021	M. VEP17HD 1 FPU CODE 62
COUPLER	1 1/4	1	FPM	M12	808124018	F. VEP21HD 1 FPM CODE 62
NIPPLE	1 1/4	1	FPM	M12	808124019	M. VEP21HD 1 FPM CODE 62
COUPLER	1 1/4	1 1/4	FH	N/A	808124014	F. VEP21HD 1 1/4 FH CODE 62
NIPPLE	1 1/4	1 1/4	FH	N/A	808124015	M. VEP21HD 1 1/4 FH CODE 62
COUPLER	1 1/4	1 1/4	FPU	1/2 - 13 UNC	808124022	F. VEP21HD 1 1/4 FPU CODE 62
NIPPLE	1 1/4	1 1/4	FPU	1/2 - 13 UNC	808124023	M. VEP21HD 1 1/4 FPU CODE 62
COUPLER	1 1/2	1 1/2	FH	N/A	808124016	F. VEP30HD 1 1/2 FH CODE 62
NIPPLE	1 1/2	1 1/2	FH	N/A	808124017	M. VEP30HD 1 1/2 FH CODE 62
COUPLER	1 1/2	1 1/2	FPU	5/8 - 11 UNC	808124024	F. VEP30HD 1 1/2 FPU CODE 62
NIPPLE	1 1/2	1 1/2	FPU	5/8 - 11 UNC	808124025	M. VEP30HD 1 1/2 FPU CODE 62
COUPLER	1 1/2	1 1/4	FPU	1/2 - 13 UNC	808124036	F. VEP30HD 1 1/4 FPU CODE 62
NIPPLE	1 1/2	1 1/4	FPU	1/2 - 13 UNC	808124037	M. VEP30HD 1 1/4 FPU CODE 62
COUPLER	1 1/2	1 1/4	FH	N/A	808124038	F. VEP30HD 1 1/4 FH CODE 62
NIPPLE	1 1/2	1 1/4	FH	N/A	808124039	M. VEP30HD 1 1/4 FH CODE 62
COUPLER	1 1/2	1 1/4	FPM	M14	808124034	F. VEP30HD 1 1/4 FPM CODE 62 M14
NIPPLE	1 1/2	1 1/4	FPM	M14	808124035	M. VEP30HD 1 1/4 FPM CODE 62 M14
COUPLER	1 1/2	1 1/4	FPM	M12	808124040	F. VEP30HD 1 1/4 FPM CODE 62 M12
NIPPLE	1 1/2	1 1/4	FPM	M12	808124041	M. VEP30HD 1 1/4 FPM CODE 62 M12



Flange Head



Flange Pad

Two bolt thread options for flange pad ports: UNC and Metric. For size 1 1/4 pad metric options are M12 & M14.

### VEPHD Flange Ports Code 61 Flat Face Coupling with High Residual Pressure

DESCRIPTION	BODY SIZE	PORT SIZE	PORT TYPE	BOLT SIZE FP	ORDER CODE	DESCRIPTION
VEPHD FLANGE PORTS						
COUPLER	3/4	3/4	FH	N/A	808124046	F. VEP15HD 3/4 FH CODE 61
NIPPLE	3/4	3/4	FH	N/A	808124047	M. VEP15HD 3/4 FH CODE 61
COUPLER	1	1	FH	N/A	808124050	F. VEP17HD 1 FH CODE 61

# VEPHDL SERIES

## THREADED FLAT FACE COUPLERS



The VEPHDL Series Heavy-duty Locking Flat Face Coupler is the ultimate failsafe solution for the most demanding hydraulic applications. This locking female version is interchangeable with standard VEPHD series flat face thread-to-connect heavy-duty couplers and features a visual connection indicator for a foolproof connection, every time.



Protective Caps & Plugs,  
Replacement Lock Pins – page 59

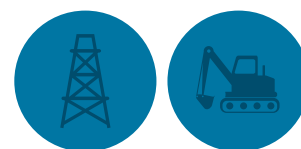
### FEATURES

- Size range: 1" thru 1 1/2"
- Port options: NPT, SAE, Code 62 Flange Ports
- Interchanges with VEPHD, VEP
- Connect / disconnect up to 25 MPa/3625 psi residual pressure
- Working pressure: 40-50 MPa/5800-7975 psi range
- Locking heavy-duty series with visual connection indicator
- Failsafe leak-free connection

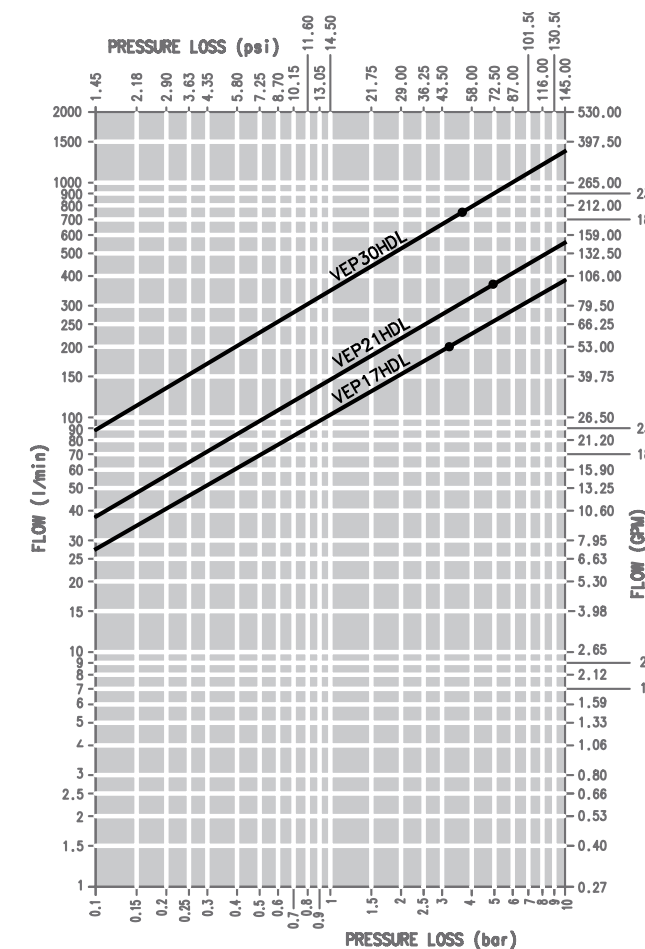
### APPLICATIONS

Most demanding hydraulic applications: high pressure, high impulse

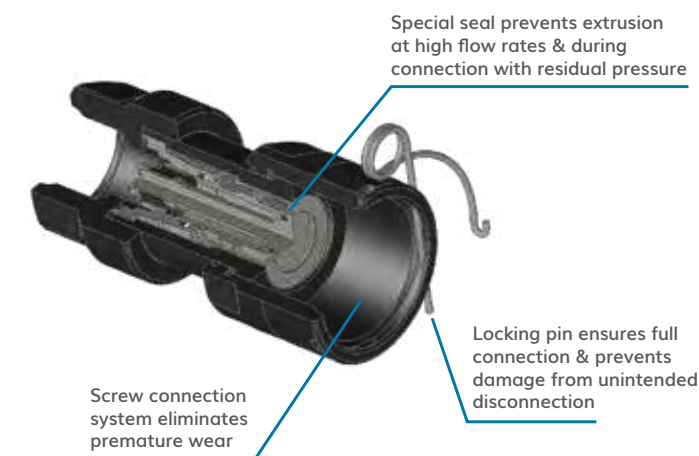
- Heavy-duty applications where vibrations and torsion are present
- Mobile excavation and construction: backhoes, loaders, excavators
- Anywhere failsafe connection is critical



### PRESSURE DROP



OIL = ISO VG32, TEMP = 40C, VISCOSITY = 28.8-35.2 MM<sup>2</sup>/S



### PERFORMANCE

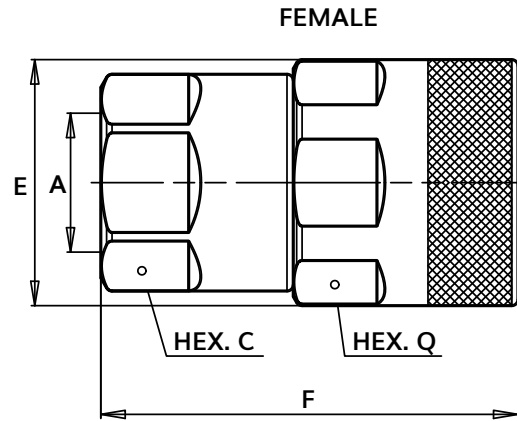
DESCRIPTION	PORT TYPE	SIZE	MAX. OPERATING PRESSURE COUPLED		COUPLED		BURST PRESSURE		MAX. RESIDUAL PRESSURE DURING CONNECTION		SPILLAGE*		
			MPa	psi	MPa	psi	MALE	FEMALE	MPa	psi	ml		
<b>VEPHDL FLANGE PORT</b>													
VEP17HDL	FLANGE	1	42	6091	165	24000	165	24000	100	14500	25	3625	0.018
VEP21HDL	FLANGE	1 1/4	42	6091	165	24000	165	24000	80	11600	25	3625	0.060
VEP30HDL	FLANGE	1 1/2	42	6091	165	24000	165	24000	80	11600	25	3625	0.200
<b>VEPHDL NPT / SAE</b>													
VEP17HDL	NPT/SAE	1	50	7250	125	18125	125	18125	100	14500	25	3625	0.018
VEP21HDL	NPT/SAE	1 1/4	47	6815	120	17400	120	17400	100	14500	25	3625	0.060
VEP30HDL	NPT/SAE	1 1/2	40	5800	110	15950	110	15950	80	11600	25	3625	0.200

\* Spillage is an indicative value of the fluid loss per couple-uncouple cycle.

THREADED FLAT FACE COUPLERS



### SIZE DIAGRAM



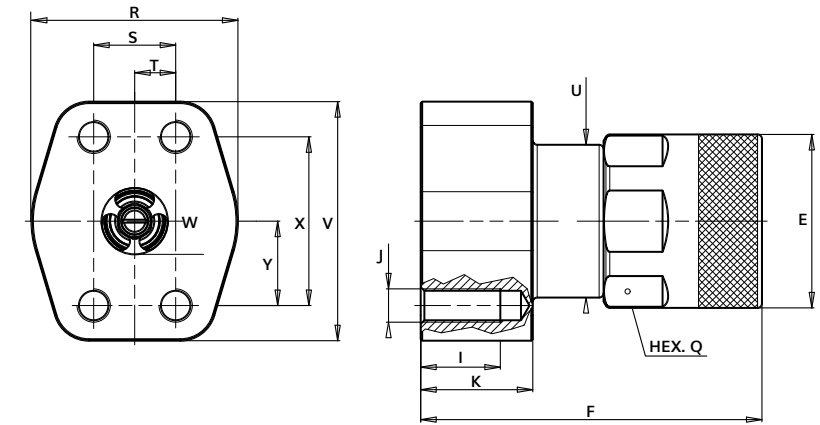
DESCRIPTION	BODY SIZE	A	UNIT	C	E	F	Q	UNIT	WEIGHT FEMALE
VEP17HDL	1	3/4	mm	46	58.8	99.7	55	kg	1.350
			inch	1.81	2.31	3.93	2.17	lb	2.98
VEP17HDL	1	1	mm	46	58.8	99.7	55	kg	1.300
			inch	1.81	2.31	3.93	2.17	lb	2.87
VEP21HDL	1 1/4	1	mm	55	69.8	106.8	65	kg	1.890
			inch	2.17	2.75	4.20	2.56	lb	4.17
VEP21HDL	1 1/4	1 1/4	mm	55	69.8	106.8	65	kg	1.790
			inch	2.17	2.75	4.20	2.56	lb	3.95
VEP30HDL	1 1/2	1 1/4	mm	65	95	133.5	85	kg	3.400
			inch	2.56	3.74	5.26	3.35	lb	7.50
VEP30HDL	1 1/2	1 1/2	mm	65	95	133.5	85	kg	3.300
			inch	2.56	3.74	5.26	3.35	lb	7.28

### VEPHDL NPT and SAE Thread, Flange Ports

PART	BODY SIZE	PORT SIZE	THREAD TYPE	BOLT SIZE FP	ITEM CODE	DESCRIPTION
COUPLER	3/4	3/4	NPT	-	810901006	F. VEP15HDL 3/4 NPT
COUPLER	3/4	3/4	SAE	-	810904006	F. VEP15HDL 3/4 SAE
COUPLER	1	1	NPT	-	810901004	F. VEP17HDL 1 NPT
COUPLER	1	1	SAE	-	810904004	F. VEP17HDL 1 SAE
COUPLER	1 1/4	1 1/4	BSP	-	810900008	F. VEP21HDL 1 1/4 BSP
COUPLER	1 1/4	1 1/4	NPT	-	810901000	F. VEP21HDL 1 1/4 NPT
COUPLER	1 1/4	1 1/4	SAE	-	810904000	F. VEP21HDL 1 1/4 SAE
COUPLER	1 1/4	1 1/4	FH	-	810924002	F. VEP21HDL 1 1/4 FH CODE 62
COUPLER	1 1/4	1 1/4	FPM	M12	810924004	F. VEP21HDL 1 1/4 FPM CODE 62
COUPLER	1 1/4	1 1/4	FPU	1/2 - 13UNC	810924012	F. VEP21HDL 1 1/4 FPU CODE 62
COUPLER	1 1/2	1 1/2	NPT	-	810901002	F. VEP30HDL 1 1/2 NPT
COUPLER	1 1/2	1 1/2	SAE	-	810904002	F. VEP30HDL 1 1/2 SAE
COUPLER	1 1/2	1 1/2	FPU	5/8 - 11UNC	810924008	F. VEP30HDL 1 1/2 FPU CODE 62
COUPLER	1 1/2	1 1/2	FH	-	810924010	F. VEP30HDL 1 1/2 FH CODE 62
COUPLER	1 1/2	1 1/4	FH	-	810924038	F. VEP30HDL 1 1/4 FH CODE 62

### SIZE DIAGRAM

#### VEPHD Flange Pad



DESCRIPTION	UNIT	F	R	S	T	U	V	W	X	Y	Z	WEIGHT FEMALE	
VEP17HDL 1 FPU CODE 62	mm	115.7	70	27.8	13.9	51.8	81.05	22.5	57.2	28.6		kg	2.34
	inch	4.56	2.76	1.09	0.55	2.04	3.19	0.89	2.25	1.13		lb	5.15
VEP21HDL 1 FPM CODE 62	mm	116.8	70	27.8	13.9	68	81.05	22.5	57.2	28.6		kg	2.82
	inch	4.6	2.76	1.09	0.55	2.68	3.19	0.89	2.25	1.13		lb	6.2
VEP21HDL 1 1/4 FPU CODE 62	mm	115.8	78	31.8	15.9	68	95.25	25.6	66.6	33.3		kg	3.29
	inch	4.57	3.07	1.25	0.63	2.68	3.75	1.01	2.62	1.31		lb	7.24
VEP30HDL 1 1/4 FPU CODE 62	mm	148.5	78	31.8	15.9	89	95.25	32	66.6	33.3		kg	5.68
	inch	5.85	3.07	1.25	0.63	3.5	3.75	1.26	2.62	1.31		lb	12.5
VEP30HDL 1 1/4 FPM CODE 62	mm	148.5	78	31.8	15.9	89	95.25	32	66.6	33.3		kg	5.68
	inch	5.85	3.07	1.25	0.63	3.5	3.75	1.26	2.62	1.31		lb	12.5
VEP30HDL 1 1/2 FPU CODE 62	mm	156.6	95	36.5	18.25	89	112.8	35	79.3	39.65		kg	6.91
	inch	6.16	3.74	1.44	0.72	3.5	4.44	1.38	3.12	1.56		lb	15.2

### VEPHDL Series Accessories Aluminum | Coupler Dust Plug | Coupler Dust Cap

SIZE	PART	ORDER CODE	DESCRIPTION	PART	ORDER CODE	DESCRIPTION
			<b>VEPHDL COUPLER DUST PLUG</b>		<b>VEPHDL COUPLER DUST CAP</b>	
3/4	PLUG	815300036	CAP F. VEP15R	CAP	815300037	CAP M. VEP15R
1	PLUG	815300038	CAP F. VEP17R	CAP	815300039	CAP M. VEP17R
1 1/4	PLUG	815300040	CAP F. VEP21R	CAP	815300041	CAP M. VEP21R
1 1/2	PLUG	815300028	CAP F. VEP30R	CAP	815300029	CAP M. VEP30R



Plug



Cap

### Replacement Lock Pin

SIZE	ORDER CODE	DESCRIPTION
3/4	CALL FOR ITEM CODE	VEPHDL 15 LOCK PIN
1	CALL FOR ITEM CODE	VEPHDL 17 LOCK PIN
1 1/4	815701187	VEPHDL 21 LOCK PIN
1 1/2	815701188	VEPHDL 30 LOCK PIN

THREADED FLAT FACE COUPLERS



The VP Series Auto-Lock Sleeve Flat Face Coupler is the most popular solution for high residual pressure. With an auto-lock sleeve and the ability to connect/disconnect with residual pressure, the VP series provides positive secondary retention in hydraulic circuit applications subject to high-pressure impulses and circuits which experience high residual or trapped pressure in a line.



Protective Caps & Plugs – page 63

**FEATURES**

- Size range: 1/4" thru 1 1/2"
- Port options: NPT, SAE, BSP, Flange Ports
- Connect/disconnect up to 25 MPa/3625 psi residual pressure
- Working pressure: 40-60 MPa/5800-8700 psi range
- Safety auto-lock sleeve provides positive secondary retention

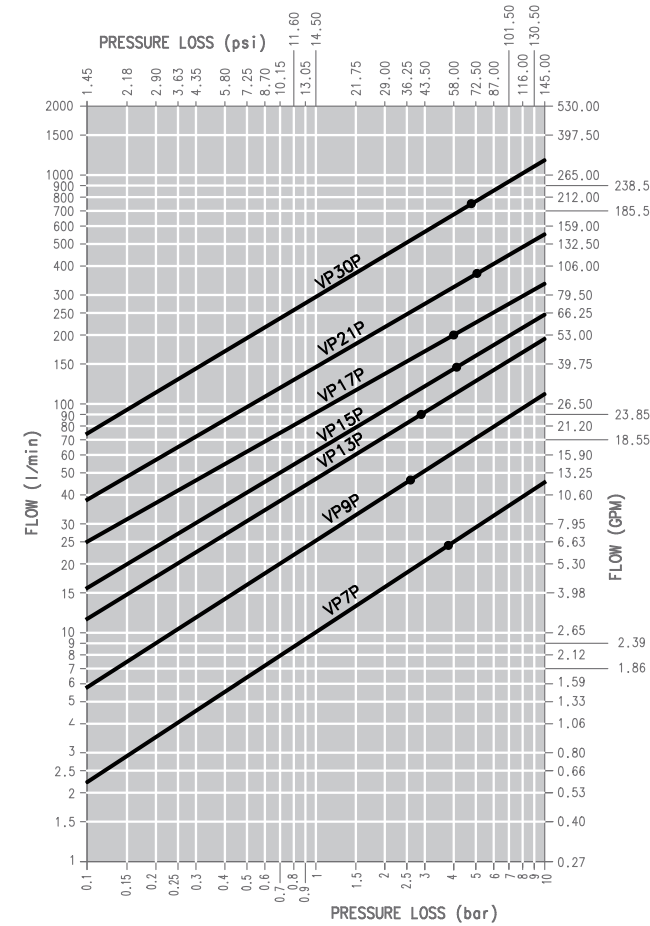
**APPLICATIONS**

All construction equipment applications with higher pressure requirements or connection/disconnection issues with tool attachments under residual pressure

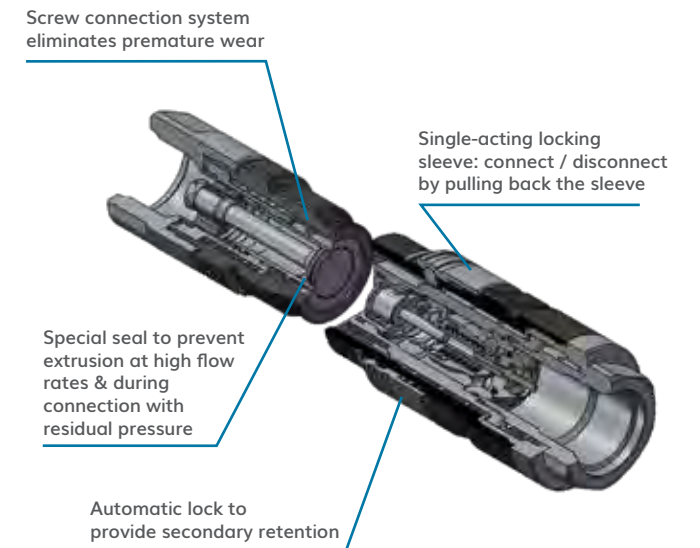
- All large equipment needing junction points in circuit: cranes, drilling machines, oil field, well head drives, porta-power
- Excavators w/auxiliary line for attachments: thumbs, grapples, hammers



**PRESSURE DROP**



OIL = ISO VG32, TEMP = 40C, VISCOSITY = 28.8-35.2 MM²/S



**PERFORMANCE**

DESCRIPTION	SIZE	MAX. OPERATING PRESSURE COUPLED		COUPLED		BURST PRESSURE		MAX. RESIDUAL PRESSURE DURING CONNECTION		SPILLAGE*		
		MPa	psi	MPa	psi	MALE	FEMALE	MPa	psi			
VP7	1/4	60	8700	150	21750	150	21750	126	18270	30	4360	0.012
VP9P	3/8	55	7975	140	20300	140	20300	100	14500	25	3625	0.040
VP13P	1/2	55	7975	140	20300	140	20300	100	14500	25	3625	0.025
VP15P	3/4	55	7975	140	20300	140	20300	100	14500	25	3625	0.033
VP17P	1	50	7250	125	18125	125	18125	100	14500	25	3625	0.018
VP21P	1 1/4	47	6815	120	17400	120	17400	80	11600	25	3625	0.060
VP30P	1 1/2	40	5800	110	15950	110	15950	80	11600	25	3625	0.200

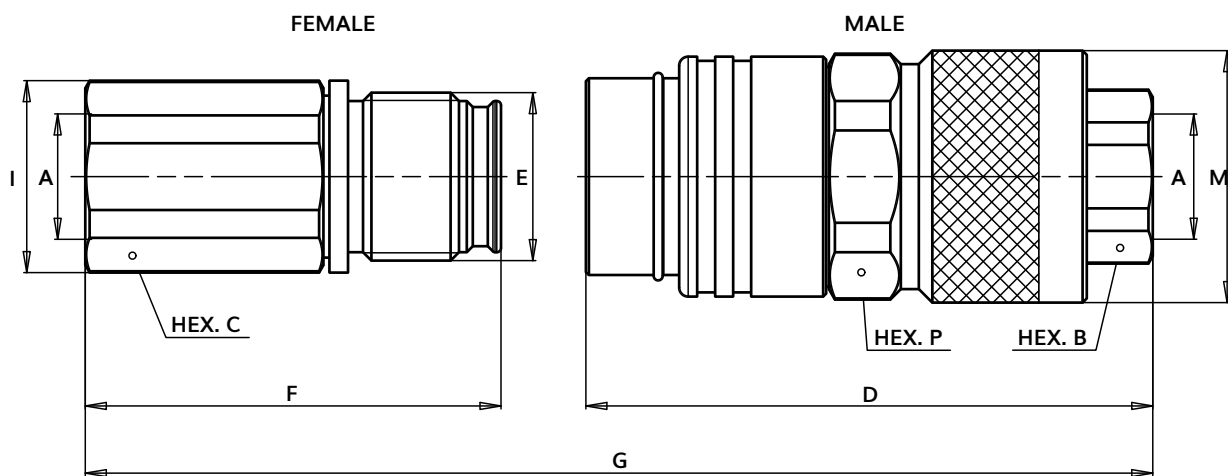
\* Spillage is an indicative value of the fluid loss per couple-uncouple cycle.

# VP SERIES

## THREADED FLAT FACE COUPLERS



### SIZE DIAGRAM



DESCRIPTION	BODY SIZE	A	UNIT	B	C	D	E	F	G	I	M	P	UNIT	WEIGHT	
														MALE	FEMALE
VP7	1/4	1/4	mm	22.0	27.0	85.3	M24X2	52.8	126.6	29.0	35.0	32.0	kg	0.395	0.165
			inch	0.87	1.06	3.36		2.08	4.98	1.14	1.38	1.26		lb	0.87
VP9P	3/8	3/8	mm	27.0	30.0	94.5	M28X2	64.3	142.3	32.0	42.0	38.0	kg	0.595	0.240
			inch	1.06	1.18	3.72		2.53	5.60	1.26	1.65	1.50		lb	1.31
VP9P	3/8	1/2	mm	27.0	30.0	94.5	M28X2	69.3	147.3	32.0	42.0	38.0	kg	0.575	0.245
			inch	1.06	1.18	3.72		2.73	5.80	1.26	1.65	1.50		lb	1.27
VP13P	1/2	1/2	mm	36.0	36.0	110.0	M36X3	76.2	167.9	40.0	49.0	45.0	kg	0.980	0.425
			inch	1.42	1.42	4.33		3.00	6.61	1.57	1.93	1.77		lb	2.16
VP13P	1/2	3/4	mm	36.0	36.0	110.0	M36X3	83.2	174.9	40.0	49.0	45.0	kg	0.945	0.440
			inch	1.42	1.42	4.33		3.28	6.89	1.57	1.93	1.77		lb	2.08
VP15P	3/4	3/4	mm	36.0	41.0	110.0	M39X3	83.4	174.9	44.8	52.0	48.0	kg	1.065	0.595
			inch	1.42	1.61	4.33		3.28	6.89	1.76	2.05	1.89		lb	2.35
VP17P	1	3/4	mm	46.0	46.0	127.1	M45X3	95.0	199.5	49.8	60.0	55.0	kg	1.635	0.955
			inch	1.81	1.81	5.00		3.74	7.85	1.96	2.36	2.17		lb	3.60
VP17P	1	1	mm	46.0	46.0	127.1	M45X3	98.0	202.5	49.8	60.0	55.0	kg	1.600	0.915
			inch	1.81	1.81	5.00		3.86	7.97	1.96	2.36	2.17		lb	3.53
VP21P	1 1/4	1	mm	55.0	55.0	137.0	M55X3	104.0	213.8	59.8	76.0	70.0	kg	2.610	1.495
			inch	2.17	2.17	5.39		4.09	8.42	2.35	2.99	2.76		lb	5.75
VP21P	1 1/4	1 1/4	mm	55.0	55.0	137.0	M55X3	108.3	218.1	59.8	76.0	70.0	kg	2.530	1.430
			inch	2.17	2.17	5.39		4.26	8.59	2.35	2.99	2.76		lb	5.58
VP30P	1 1/2	1 1/4	mm	65.0	65.0	174.7	M72X4	132.2	271.3	85.0	94.0	85.0	kg	5.220	3.030
			inch	2.56	2.56	6.88		5.20	10.68	3.35	3.70	3.35		lb	11.51
VP30P	1 1/2	1 1/2	mm	65.0	65.0	174.7	M72X4	132.2	271.3	85.0	94.0	85.0	kg	5.100	2.930
			inch	2.56	2.56	6.88		5.20	10.68	3.35	3.70	3.35		lb	11.24

### VP NPT and SAE Thread Flat Face Thread Coupling with High Residual Pressure | Auto-lock

PART	BODY SIZE	PORT SIZE	THREAD TYPE	ORDER CODE	DESCRIPTION
<b>VP NPT THREAD</b>					
COUPLER	1/4	1/4	NPT	801901004	F. VP7 1/4 NPT
NIPPLE	1/4	1/4	NPT	801901005	M. VP7 1/4 NPT
COUPLER	3/8	3/8	NPT	801901010	F. VP9P 3/8 NPT
NIPPLE	3/8	3/8	NPT	801901011	M. VP9P 3/8 NPT
COUPLER	3/8	1/2	NPT	801901000	F. VP9P 1/2 NPT
NIPPLE	3/8	1/2	NPT	801901001	M. VP9P 1/2 NPT
COUPLER	1/2	1/2	NPT	801901006	F. VP13P 1/2 NPT
NIPPLE	1/2	1/2	NPT	801901007	M. VP13P 1/2 NPT
COUPLER	1/2	3/4	NPT	801901008	F. VP13P 3/4 NPT
NIPPLE	1/2	3/4	NPT	801901009	M. VP13P 3/4 NPT
COUPLER	3/4	3/4	NPT	801901002	F. VP15P 3/4 NPT
NIPPLE	3/4	3/4	NPT	801901003	M. VP15P 3/4 NPT
COUPLER	1	1	NPT	801901012	F. VP17P 1 NPT
NIPPLE	1	1	NPT	801901013	M. VP17P 1 NPT
COUPLER	1 1/4	1 1/4	NPT	801901014	F. VP21P 1 1/4 NPT
NIPPLE	1 1/4	1 1/4	NPT	801901015	M. VP21P 1 1/4 NPT
COUPLER	1 1/2	1 1/2	NPT	801901016	F. VP30P 1 1/2 NPT
NIPPLE	1 1/2	1 1/2	NPT	801901017	M. VP30P 1 1/2 NPT
<b>VP SAE THREAD</b>					
COUPLER	3/8	3/8	SAE	807304020	F. VP9P 3/8 SAE
NIPPLE	3/8	3/8	SAE	807304021	M. VP9P 3/8 SAE
COUPLER	3/8	1/2	SAE	807304002	F. VP9P 1/2 SAE
NIPPLE	3/8	1/2	SAE	807304003	M. VP9P 1/2 SAE
COUPLER	1/2	1/2	SAE	807304022	F. VP13P 1/2 SAE
NIPPLE	1/2	1/2	SAE	807304023	M. VP13P 1/2 SAE
COUPLER	1/2	3/4	SAE	807304008	F. VP13P 3/4 SAE
NIPPLE	1/2	3/4	SAE	807304009	M. VP13P 3/4 SAE
COUPLER	3/4	3/4	SAE	807304010	F. VP15P 3/4 SAE
NIPPLE	3/4	3/4	SAE	807304011	M. VP15P 3/4 SAE
COUPLER	1	1	SAE	807304012	F. VP17P 1 SAE
NIPPLE	1	1	SAE	807304013	M. VP17P 1 SAE
COUPLER	1 1/4	1 1/4	SAE	807304014	F. VP21P 1 1/4 SAE
NIPPLE	1 1/4	1 1/4	SAE	807304015	M. VP21P 1 1/4 SAE
COUPLER	1 1/2	1 1/2	SAE	807304016	F. VP30P 1 1/2 SAE
NIPPLE	1 1/2	1 1/2	SAE	807304017	M. VP30P 1 1/2 SAE
<b>VP FLANGE PORT</b>					
COUPLER	1 1/2	1 1/2	FPU	807324018	F. VP30 1 1/2 FPU CODE 62
NIPPLE	1 1/2	1 1/2	FPU	807324019	M. VP30 1 1/2 FPU CODE 62



Coupler



Nipple

THREADED FLAT FACE COUPLERS

### VP Series Accessories Aluminum | Coupler Dust Cap | Coupler Dust Plug

SIZE	PART	ORDER CODE	DESCRIPTION	PART	ORDER CODE	DESCRIPTION
			<b>VP COUPLER DUST PLUG</b>		<b>VP COUPLER DUST CAP</b>	
1/4	PLUG	815300001	CAP M. VP7R	CAP	815300000	CAP F. VP7R
3/8	PLUG	815300003	CAP M. VP9R	CAP	815300002	CAP F. VP9R
1/2	PLUG	815300005	CAP M. VP13R	CAP	815300004	CAP F. VP13R
3/4	PLUG	815300007	CAP M. VP15R	CAP	815300006	CAP F. VP15R
1	PLUG	815300009	CAP M. VP17R	CAP	815300008	CAP F. VP17R
1 1/4	PLUG	815300011	CAP M. VP21R	CAP	815300010	CAP F. VP21R
1 1/2	PLUG	815300013	CAP M. VP30R	CAP	815300012	CAP F. VP30R



Plug





The DP Series of Multi-Coupling Plates allows the simultaneous coupling and uncoupling of two to six hydraulic and/or electrical lines with a single simple movement requiring very little force. The circuit lines can all have the same nominal coupler diameter as well as different media. A dust cap is supplied, and options include an electrical connector for low voltage requirements and a parking station.



Instructions & Parking Stations – page 67

### FEATURES

- Size range: 3/8" thru 1"
- Port options: NPT, SAE, BSP
- Connect/disconnect up to 25 MPa/300 bar/3625 psi residual pressure
- Working pressure: 30-35 MPa/4350-5075 psi
- Simple to use, with single-motion connection
- Auto-lock design prevents accidental disconnection
- Min. of 2 to max. of 6 lines of the same nominal coupling size and different media

### APPLICATIONS

Any application requiring leak-free connections with or without residual pressure of multiple couplings

- Harvesters, front-end loaders, snow removal, construction machinery, mining, drilling machinery
- Refrigeration equipment



### ORDER CODES

42	02	08	08	01	C	27
SERIES NUMBER	NUMBER OF COUPLINGS	SIZE OF COUPLER	PORT SIZE	THREAD	SUFFIX	OPTIONAL NUMBER OF ELECTRICAL CONNECTIONS
31 = DP2-9ZN 32 = DP4-9ZN 41 = DP2-13ZN 42 = DP4-13ZN	01# OF COUPLINGS 02# OF COUPLINGS 03# OF COUPLINGS ETC.	06 = 3/8 08 = 1/2 12 = 3/4 16 = 1 20 = 1 1/4 24 = 1 1/2	06 = 3/8 08 = 1/2 12 = 3/4 16 = 1 20 = 1 1/4 24 = 1 1/2	01 = NPT 04 = SAE	FH = FIX HALF MH = MOBILE HALF C = COMPLETE	17 1 ELECTRICAL CONNECTION 7 PRONGS 16 1 ELECTRICAL CONNECTION 6 PRONGS 27 2 ELECTRICAL CONNECTION 7 PRONGS

SERIES ORDER CODE PREFIX	COUPLER CODE # AND COUPLER SIZE MULTI-COUPLER PLATE SERIES MULTIPLE SIZE COUPLER	FAP 9	FAP 13	FAP 15	FAP 17	FAP 21	FAP 30
		3/8	1/2	3/4	1	1 1/4	1 1/2
31	DP2-9ZN	2					
41	DP2-13ZN		2				
32	DP4-9ZN	4					
42	DP4-13ZN		4				
36	DPJ-3ZN	1	1				
61	DP2-15ZN			2			
63	DP6ADZN	2			4		
71	DP2-17ZN				2		
76	DP3GEZN			1	2		

The above list represents the most popular stock items. Standard plates offer a variety of hydraulic coupler and electrical connector combinations too broad to list in this catalog page. Use the Stucchi ordering code system to create a coupling plate configuration for your application or contact a Stucchi representative to discuss your application and a solution.

Notes: Plate capacities listed are the maximum number of couplers per plate. All plates can be made with fewer couplers. Electrical connectors can be added to any plate using 3/8 or 1/2 inch port spaces. Consult Stucchi USA for specific applications.



**Cover Plate**  
Heavy-Duty Metal  
Dust Cover for Fixed Half

**Mobile Half**  
Flat Face Couplers: Easy to Clean, No Leakage  
Guide Pins Eliminate Risk of Misaligned Circuit

**Electrical Connector Option**  
Corrosion-Resistant Materials  
Patented Design

**Fixed Half**  
Patented Coupling Design Prevents Seal Extrusion  
Wide Range of Port Threads Available  
Electrical Connector Options

**Parking Station**


**Cover Plate in Parking Station**

**Mobile Half in Parking Station**

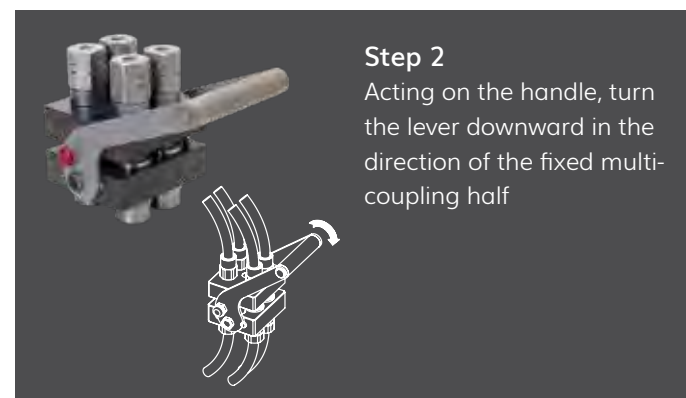
### The Stucchi Solution to Connecting Multiple Couplings Simultaneously

1. Ergonomic lever for easy connect/disconnect with residual pressure
2. Patented coupling design to connect/disconnect multiple couplings with high residual pressure
3. Flat face couplers eliminate environmental issue of leakage
4. No risk of misalignment with guide pin design
5. Couplers mounted with snap rings for ease of installation or replacement
6. Fixed half male couplers interchangeable with ISO 16028 style flat face coupling
7. Electrical connector option for electronic control systems
8. Easily mounted on new equipment or retrofit on pre-existing system

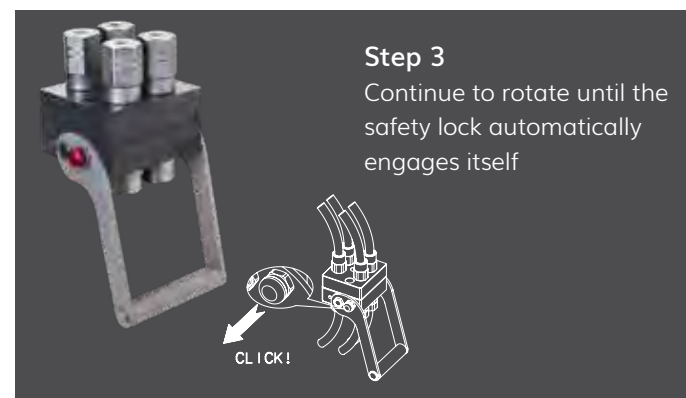
### To Connect



**Step 1**  
Insert the guide pins of the mobile half in the holes of the fixed half and slide the mobile half pins until there is contact between the couplings' faces

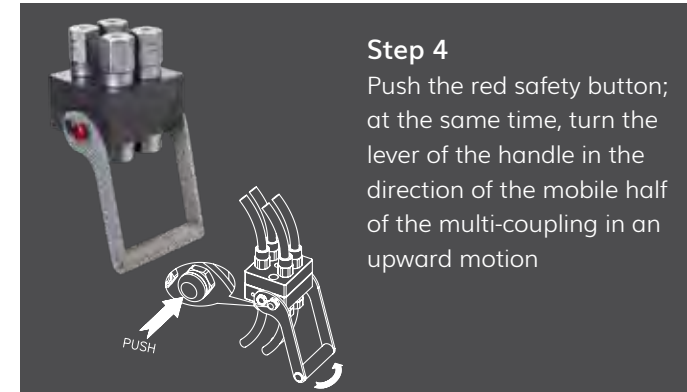


**Step 2**  
Acting on the handle, turn the lever downward in the direction of the fixed multi-coupling half

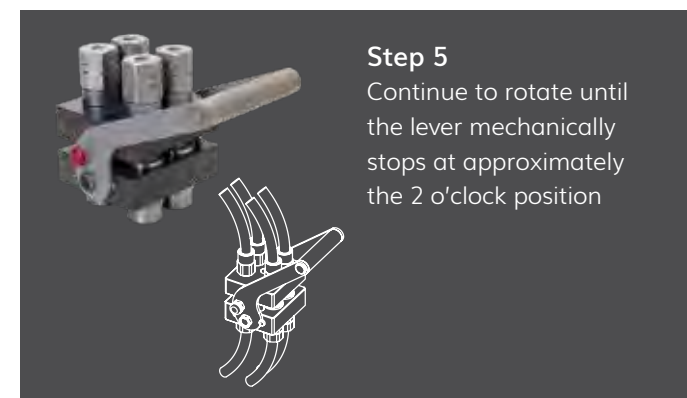


**Step 3**  
Continue to rotate until the safety lock automatically engages itself


### To Disconnect



**Step 4**  
Push the red safety button; at the same time, turn the lever of the handle in the direction of the mobile half of the multi-coupling in an upward motion



**Step 5**  
Continue to rotate until the lever mechanically stops at approximately the 2 o'clock position



**Step 6**  
Now the multi-coupling is uncoupled and it is possible to pull out the mobile half

### WARNING

- Do not force the lever without pushing the red safety button
- Do not use extensions or other tools to ease the rotation of the lever
- Do not connect the fixed half with the mobile half if dirt or other material is between them
- When the multi-coupling is disconnected, it is suggested to use the dust cover for the fixed half and the parking station for the mobile half

### Parking Stations

ORDER CODE	DESCRIPTION
815606029	PARKING STATION DP2-9
815606039	PARKING STATION DP4-9
815606037	PARKING STATION DP2-13
815606041	PARKING STATION DP4-13



# GR PLATE SERIES

## MULTI-COUPLING PLATES



The GR Series of Multi-Coupling Plates allows the simultaneous coupling and uncoupling of two to ten hydraulic and/or electrical lines with a single simple movement requiring very little force. The circuit lines can all have the same nominal coupler diameter and different media or different size couplers. A dust cap is supplied, and options include an electrical connector for low voltage requirements and a parking station.



Instructions & Parking Stations – page 71

### FEATURES

**Size range:** 3/8" thru 1 1/4"

**Port options:** NPT, SAE, BSP

**Connect/disconnect** up to 25 MPa/300 bar/3625 psi residual pressure

- Simple to use, with single-motion connection
- Auto-lock design prevents accidental disconnection
- Min. of 2 to max. of 10 lines of different nominal size couplers or the same size diameter and different media

### APPLICATIONS

Any application requiring leak-free connections with or without residual pressure of multiple couplings

- Harvesters, front-end loaders, snow removal, construction machinery, mining, drilling machinery
- Refrigeration equipment



### ORDER CODES

43	04	08	08	04	C	27
SERIES NUMBER	NUMBER OF COUPLINGS	SIZE OF COUPLER	PORT SIZE	THREAD	SUFFIX	OPTIONAL NUMBER OF ELECTRICAL CONNECTIONS
31 = GRB4ZN 32 = GRI4ZN 33 = GRT6ZN 41 = GRP6ZN 42 = GRM6ZN 43 = GRU6ZN 51 = GR5AAZN	01# OF COUPLINGS 02# OF COUPLINGS 03# OF COUPLINGS ETC.	04 = 1/4 06 = 3/8 08 = 1/2 12 = 3/4 16 = 1 20 = 1 1/4	04 = 1/4 06 = 3/8 08 = 1/2 12 = 3/4 16 = 1 20 = 1 1/4	01 = NPT 04 = SAE	FH = FIX HALF MH = MOBILE HALF C = COMPLETE	17 1 ELECTRICAL CONNECTION 7 PRONGS  16 1 ELECTRICAL CONNECTION 6 PRONGS  27 2 ELECTRICAL CONNECTION 7 PRONGS

SERIES ORDER CODE PREFIX	COUPLER CODE # AND COUPLER SIZE MULTI-COUPLER PLATE SERIES MULTIPLE SIZE COUPLER					
	FAP 9 3/8	FAP 13 1/2	FAP 15 3/4	FAP 17 1	FAP 21 1 1/4	
31						
41						
32						
42						
35						
45						
33						
43						
34						
47						
51						
45						
46						
48						
47						
54						
45						
39						
35						
45						
33						
43						
34						
44						
56						
57						
58						

MULTI-COUPLING PLATES

# GR PLATE SERIES

## TECHNICAL CHARACTERISTICS & INSTRUCTIONS



**Cover Plate**  
Heavy-Duty Metal  
Dust Cover for Fixed Half



**Mobile Half**  
Flat Face Couplers: Easy to Clean, No Leakage  
Guide Pins Eliminate Risk of Misaligned Circuit



**Electrical Connector Option**  
Corrosion Resistant Materials  
Patented Design

**Fixed Half**  
Patented Coupling Design Prevents Seal Extrusion  
Wide Range of Port Threads Available  
Electrical Connector Options



**Parking Station**


**Cover Plate in Parking Station**

**Mobile Half in Parking Station**


### The Stucchi Solution to Connecting Multiple Couplings Simultaneously

1. Ergonomic lever for easy connect/disconnect with residual pressure
2. Patented coupling design to connect/disconnect multiple couplings with high residual pressure
3. Flat face couplers eliminate environmental issue of leakage
4. No risk of misalignment with guide pin design
5. Couplers mounted with snap rings for ease of installation or replacement
6. Fixed half male couplers interchangeable with ISO 16028 style flat face coupling
7. Electrical connector option for electronic control systems
8. Easily mounted on new equipment or retrofit on pre-existing system

### To Connect



**Step 1**  
Insert the guide pins of the mobile half (half w/pins) in the holes of the fixed half (handle half) and slide the mobile half pins until there is contact between the couplings' faces



**Step 2**  
Push the red safety button; at the same time, turn the lever of the handle in the direction of the fixed half in a downward motion

**Step 3**  
After a short rotation, release the red button

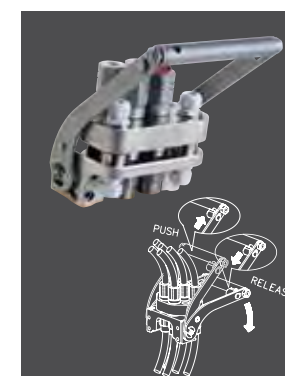


**Step 4**  
Continue to rotate until the safety lock automatically engages itself

### To Disconnect




**Step 5**  
Push the red safety button; at the same time, turn the lever of the handle in the direction of the mobile half upward



**Step 6**  
After a short rotation, release the red button

**Step 7**  
Continue to rotate upward until the safety lock automatically engages itself



**Step 8**  
Now the multi-coupling plate is uncoupled and it is possible to pull out the mobile half

### WARNING

- Do not force the lever without pushing the red safety button
- Do not use extensions or other tools to ease the rotation of the lever
- Do not connect the fixed half with the mobile half if dirt or other material is between them
- When the multi-coupling is disconnected, it is suggested to use the dust cover for the fixed half and the parking station for the mobile half

### Parking Stations

ORDER CODE	DESCRIPTION
815606009	PARKING STATION GR3-9
815606001	PARKING STATION GR6-9
815606003	PARKING STATION GR6-13
815606025	PARKING STATION GR10-13
815606013	PARKING STATION GR10-9



MULTI-COUPLING PLATES

# GR / DP PLATE SERIES

## COUPLER TECHNICAL DATA

# GR / DP PLATE SERIES

## REPLACEMENT COUPLERS

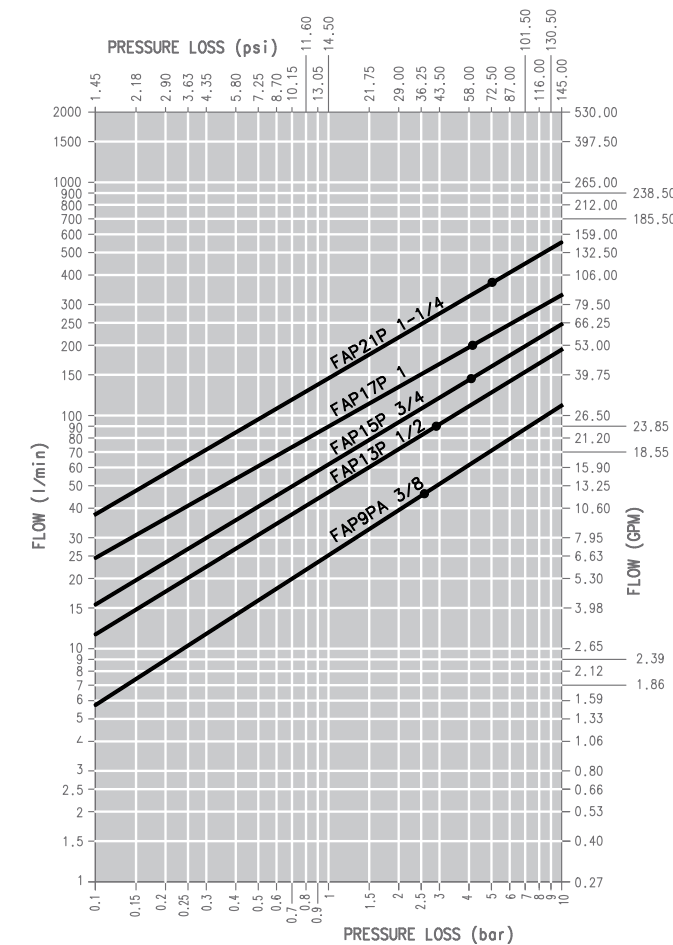


### PERFORMANCE

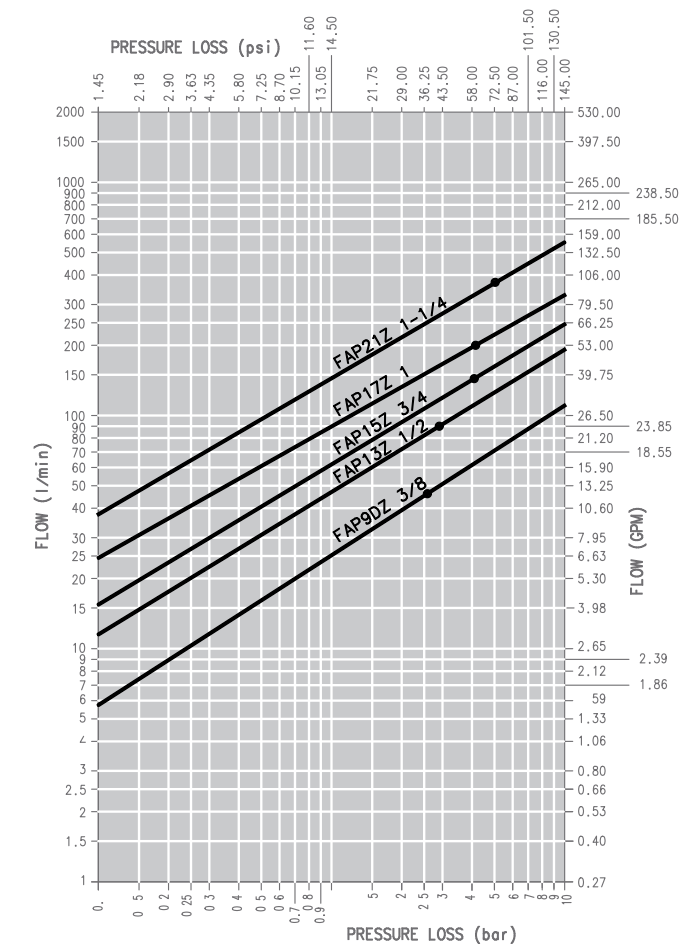
DESCRIPTION	SIZE	MAX. OPERATING PRESSURE COUPLED		BURST PRESSURE				MAX. RESIDUAL PRESSURE DURING CONNECTION		SPILLAGE*		
		MPa	psi	COUPLED	MALE	FEMALE	MPa	psi				
<b>FAP</b>												
FAP9	3/8	35	5075	120	17400	120	17400	100	14500	25	3625	0.012
FAP13	1/2	33	4785	120	17400	120	17400	100	14500	25	3625	0.020
FAP15	3/4	33	4785	120	17400	120	17400	100	14500	25	3625	0.110
FAP17	1	33	4785	120	17400	120	17400	100	14500	25	3625	0.032
FAP21	1 1/4	30	4350	100	14500	100	14500	80	11600	25	3625	0.035
<b>FAPZ</b>												
FAP9Z	3/8	35	5075	120	17400	120	17400	100	14500	25	3625	0.012
FAP13Z	1/2	33	4785	120	17400	120	17400	100	14500	25	3625	0.020
FAP15Z	3/4	33	4785	120	17400	120	17400	100	14500	25	3625	0.110
FAP17Z	1	33	4785	120	17400	120	17400	100	14500	25	3625	0.032
FAP21Z	1 1/4	30	4350	100	14500	100	14500	80	14500	25	3625	0.035

\* Spillage is an indicative value of the fluid loss per couple-uncouple cycle.

### FAP PRESSURE DROP



### FAPZ PRESSURE DROP



### FAP NPT and SAE Thread Replacement Couplers

PART	BODY SIZE	PORT SIZE	THREAD TYPE	ORDER CODE	DESCRIPTION
<b>FAP NPT THREAD</b>					
COUPLER	3/8	1/2	NPT	805001050	F. FAP9PA 1/2 NPT
NIPPLE	3/8	1/2	NPT	805001051	M. FAP9PA 1/2 NPT
COUPLER	3/8	3/8	NPT	805001052	F. FAP9PA 3/8 NPT
NIPPLE	3/8	3/8	NPT	805001053	M. FAP9PA 3/8 NPT
COUPLER	3/8	3/8	NPT	805001074	F. FAP9PD 3/8 NPT
NIPPLE	3/8	3/8	NPT	805001075	M. FAP9PD 3/8 NPT
COUPLER	3/8	1/2	NPT	805001000	F. FAP9PD 1/2 NPT
NIPPLE	3/8	1/2	NPT	805001001	M. FAP9PD 1/2 NPT
COUPLER	1/2	1/2	NPT	805001056	F. FAP13P 1/2 NPT
NIPPLE	1/2	1/2	NPT	805001057	M. FAP13P 1/2 NPT
COUPLER	1/2	3/4	NPT	805001058	F. FAP13P 3/4 NPT
NIPPLE	1/2	3/4	NPT	805001059	M. FAP13P 3/4 NPT
COUPLER	3/4	3/4	NPT	805001078	F. FAP15P 3/4 NPT
NIPPLE	3/4	3/4	NPT	805001079	M. FAP15P 3/4 NPT
COUPLER	1	1	NPT	805001082	F. FAP17P 1 NPT
NIPPLE	1	1	NPT	805001083	M. FAP17P 1 NPT
<b>FAP SAE THREAD</b>					
COUPLER	3/8	1/2	SAE	805004020	F. FAP9PD 1/2 SAE
NIPPLE	3/8	1/2	SAE	805004021	M. FAP9PD 1/2 SAE
COUPLER	3/8	1/2	SAE	805004012	F. FAP9PA 1/2 SAE
NIPPLE	3/8	1/2	SAE	805004013	M. FAP9PA 1/2 SAE
COUPLER	1/2	1/2	SAE	805004004	F. FAP13P 1/2 SAE
NIPPLE	1/2	1/2	SAE	805004005	M. FAP13P 1/2 SAE
COUPLER	1/2	3/4	SAE	805004058	F. FAP13P 3/4 SAE
NIPPLE	1/2	3/4	SAE	805004059	M. FAP13P 3/4 SAE
COUPLER	1/2	5/8	SAE	800504006	F. FAP13P 5/8 SAE
NIPPLE	1/2	5/8	SAE	805004007	M. FAP13P 5/8 SAE
COUPLER	3/4	3/4	SAE	805004078	F. FAP15P 3/4 SAE
NIPPLE	3/4	3/4	SAE	805004079	M. FAP15P 3/4 SAE
COUPLER	1	1	SAE	805004082	F. FAP17P 1 SAE
NIPPLE	1	1	SAE	805004083	M. FAP17P 1 SAE



Coupler



Nipple

MULTI-COUPLING PLATES

# GR / DP PLATE SERIES

## REPLACEMENT COUPLERS

# GR / DP PLATE SERIES

## REPLACEMENT HANDLES



### FAPZ NPT and SAE Thread Replacement Couplers

PART	BODY SIZE	PORT SIZE	THREAD TYPE	OLD ORDER CODE	NEW PART DESCRIPTION
<b>FAPZ NPT THREAD</b>					
COUPLER	3/8	3/8	NPT	811401002	F. FAP9AZN 3/8 NPT
NIPPLE	3/8	3/8	NPT	811401003	M. FAP9AZN 3/8 NPT
COUPLER	3/8	3/8	NPT	811401004	F. FAP9DZN 3/8 NPT
NIPPLE	3/8	3/8	NPT	811401005	M. FAP9DZN 3/8 NPT
COUPLER	1/2	1/2	NPT	811401010	F. FAP13ZN 1/2 NPT
NIPPLE	1/2	1/2	NPT	811401011	M. FAP13ZN 1/2 NPT
COUPLER	3/4	3/4	NPT	811401014	F. FAP15ZN 3/4 NPT
NIPPLE	3/4	3/4	NPT	811401015	M. FAP15ZN 3/4 NPT
COUPLER	1	1	NPT	811401016	F. FAP17ZN 1 NPT
NIPPLE	1	1	NPT	811401017	M. FAP17ZN 1 NPT
COUPLER	1 1/4	1 1/4	NPT	811401018	F. FAP21ZN 1 1/4 NPT
NIPPLE	1 1/4	1 1/4	NPT	811401019	M. FAP21ZN 1 1/4 NPT
<b>FAPZ SAE THREAD</b>					
COUPLER	3/8	1/2	SAE	811404004	F. FAP9DZN 1/2 SAE
NIPPLE	3/8	1/2	SAE	811404005	M. FAP9DZN 1/2 SAE
COUPLER	3/8	3/8	SAE	811404024	F. FAP9AZN 3/8 SAE
NIPPLE	3/8	3/8	SAE	811404025	M. FAP9AZN 3/8 SAE
COUPLER	3/8	3/8	SAE	811404026	F. FAP9DZN 3/8 SAE
NIPPLE	3/8	3/8	SAE	811404027	M. FAP9DZN 3/8 SAE
COUPLER	1/2	1/2	SAE	811404028	F. FAP13ZN 1/2 SAE
NIPPLE	1/2	1/2	SAE	811404029	M. FAP13ZN 1/2 SAE
COUPLER	1/2	3/4	SAE	811404012	F. FAP13ZN 3/4 SAE
NIPPLE	1/2	3/4	SAE	811404013	M. FAP13ZN 3/4 SAE
COUPLER	3/4	3/4	SAE	811404014	F. FAP15ZN 3/4 SAE
NIPPLE	3/4	3/4	SAE	811404015	M. FAP15ZN 3/4 SAE
COUPLER	1	1	SAE	811404016	F. FAP17ZN 1 SAE
NIPPLE	1	1	SAE	811404017	M. FAP17ZN 1 SAE
COUPLER	1 1/4	1 1/4	NPT	811404018	F. FAP21ZN 1 1/4 SAE
NIPPLE	1 1/4	1 1/4	NPT	811404019	M. FAP21ZN 1 1/4 SAE



Coupler



Nipple

### Handle Kits

ORDER CODE	DESCRIPTION
815700606	LEVER KIT - LARGE FRAME (GR)
815700607	DP2-9 REPLACEMENT LEVER
815700609	DP2-13 REPLACEMENT LEVER
815700610	DP4-13 REPLACEMENT LEVER
815700612	LEVER KIT - SMALL FRAME (GR)
815700614	LEVER KIT - MEDIUM FRAME (GR)
815700670	LEVER KIT - GR6AB/GR5-15/GR8AA
815700830	GR10-9 CL HANDLE LEVER ASSEMBL
815700886	DP SERIES BUTTON KIT
815700887	DP4-9 REPLACEMENT LEVER KIT
815701084	LEVER KIT DP2-17ZN
815701192	KIT COMPLETE HD LEVER GROUP GR
815701193	KIT COMPLETE HD LEVER GROUP GR
815701216	KIT COMPLETE HD LEVER GROUP GR
815701222	KIT COMPLETE HD LEVER GROUP GR
815701233	GR10-9 CL HD LEVER KIT



MULTI-COUPLING PLATES

### Electical Connectors

ORDER CODE	DESCRIPTION
806422000	EC6-9 FOR MOBILE HALF
806422001	EC6-9A FOR FIXED HALF
806422007	EC6-9D FOR FIXED HALF
806422010	EC6-13 FOR MOBILE HALF
806422011	EC6-13 FOR FIXED HALF
806422012	EC7-9 FOR MOBILE HALF
806422013	EC7-9A FOR FIXED HALF
806422019	EC7-9D FOR FIXED HALF
806422024	EC7-13 FOR MOBILE HALF
806422025	EC7-13 FOR FIXED HALF
806422035	EC6-13 FOR FIXED HALF DP



Connector



### The GRE Series of Multi-Coupling Plates

reduces downtime between production runs wherever pneumatic, oil, water, and electrical circuits are to be connected on production machines or test benches, etc. The GRE connects with little effort due to its superior guidance pin system, and since it only connects in one position, it prevents any connection error by inversion of circuits.



Instructions – page 77

Parking Stations & Dust Covers – page 79

### FEATURES

Size range: 3/8" thru 1/2"

Port options: NPT, SAE


Connect/disconnect up to 2-3 bar residual pressure

- Simple to use, with single-motion connection
- Auto-lock design prevents accidental disconnection
- Min. of 4 to max. of 18 lines of the same diameter couplings and different media is standard
- Valve options: single shut-off, double shut-off

### APPLICATIONS

Low-pressure applications

- Flexible manufacturing requiring connection/disconnection of 4-18 water, air, oil and/or electrical lines
- Fast tool changes on injection molding, die cast equipment, die exchange, process control



### ORDER CODES

11	06	06	06	01	C	VM
SERIES NUMBER	NUMBER OF COUPLINGS	SIZE OF COUPLER	PORT SIZE	THREAD	SUFFIX	INDICATION OF NO VALVES
11 = GRE6-9 12 = GRE12-9 13 = GRE18-9 21 = GRE6-12 22 = GRE12-12 23 = GRE18-12	01# OF COUPLINGS 02# OF COUPLINGS 03# OF COUPLINGS ETC.	06 = 3/8 08 = 1/2	06 = 3/8 08 = 1/2	01 = NPT 04 = SAE	FH = FIX HALF MH = MOBILE HALF C = COMPLETE	SUFFIX OPTION FOR NO VALVES ONLY VM = NO VALVES MALES NIPPLES

### MULTI-COUPLING PLATE SERIES OPTIONS: STANDARD STOCK PLATES







GRE6-9	COMBINATION OF 3/8 INCH COUPLERS, UP TO 6 POSITIONS
GRE12-9	COMBINATION OF 3/8 INCH COUPLERS, UP TO 12 POSITIONS
GRE18-9	COMBINATION OF 3/8 INCH COUPLERS, UP TO 18 POSITIONS
GRE6-12	COMBINATION OF 1/2 INCH COUPLERS, UP TO 6 POSITIONS
GRE12-12	COMBINATION OF 1/2 INCH COUPLERS, UP TO 12 POSITIONS
GRE18-12	COMBINATION OF 1/2 INCH COUPLERS, UP TO 18 POSITIONS

### INSTRUCTIONS

	Mobile Half	Fixed Half
	Locate the guide pins of the fixed half and the receiving port holes on the mobile half (half with the handle)	
1	Align and insert guide pins on fixed half into the mating port on the mobile half until pins are fully inserted.	
2	Handle needs to be in the 12 o'clock starting position. Engage red locking mechanism and raise handle to the 12 o'clock starting position. Fixed half guide pins and mating ports will engage further to the proper starting position.	
3	Engage red locking mechanism on the handle and move handle in a downward direction from 12 o'clock towards the 7 o'clock position.	
4	Continue moving the handle until arriving at the 7 o'clock position. The handle will be locked in place once the locking pins are fully engaged and the mechanical click is heard.	
5	To disconnect, reverse the process: engage red locking mechanism and raise handle from 7 o'clock position to 12 o'clock position. Pull mobile half from fixed half pins.	



### COMPONENT IDENTIFICATION

<p>MOBILE HALF</p>  <p>ergonomic lever for ease of connection</p>	<p>FIXED HALF</p>  <p>guide pins eliminate risk of misaligned circuit</p>
<p>DUST COVER FOR FIXED HALF</p> 	<p>FIXED HALF WITH DUST COVER</p> 
<p>MOBILE HALF PARKED IN PARKING STATION</p> 	<p>PARKING STATION</p> 

### The Stucchi Solution to Connecting Multiple Couplings Simultaneously for Low Pressure Circuits

1. Ergonomic lever for easy connect/disconnect with minimal effort
2. No risk of misalignment with guide pin design
3. Couplers mounted with snap rings for ease of installation or replacement
4. Easily mounted on new equipment or retrofit on pre-existing system

### ORDER CODES

#### Common Stock Items

ORDER CODE	DESCRIPTION	NUMBER OF COUPLERS	COUPLER SIZE	THREAD SIZE
1100060601C	GRE 6-9 (6) 3/8 NPT	6	3/8	3/8
1200120601C	GRE 12-9 (12) 3/8 NPT	12	3/8	3/8
1300180601C	GRE 18-9 (18) 3/8 NPT	18	3/8	3/8
2100060801C	GRE 6-12 (6) 1/2 NPT	6	1/2	1/2
2200120801C	GRE 12-12 (12) 1/2 NPT	12	1/2	1/2
2300180801C	GRE 18-12 (18) 1/2 NPT	18	1/2	1/2

The above list represents the most popular stock items. Standard plates offer a variety of Standard Coupler combinations too broad to list in this catalog. Use the Stucchi Ordering Code System to create a Coupling Plate configuration for your application or fill out and fax the custom plate form for non-standard configurations (available online).

#### GRE Series Replacement Couplers

ORDER CODE	BODY SIZE	THREAD SIZE	THREAD TYPE	DESCRIPTION
802101000	3/8	3/8	NPT	F. CSF9BN
802101003	3/8	3/8	NPT	M. CSM9BN
802101004	1/2	1/2	NPT	F. CSF12BN
802101005	1/2	1/2	NPT	M. CSM12BN

#### Parking Stations

ORDER CODE	DESCRIPTION
815606033	PARKING STATION
815606033PS06	PARKING STATION 6 POSITION
815606033PS12	PARKING STATION 12 POSITION
815606033PS18	PARKING STATION 18 POSITION

#### Dust Covers

ORDER CODE	DESCRIPTION
81560609DC	FIXED PLATE DUST COVER FOR GRE 6 POSITION PLATE
81561212DC	FIXED PLATE DUST COVER FOR GRE 12 POSITION PLATE
81561809DC	FIXED PLATE DUST COVER FOR GRE 18 POSITION PLATE



Prices for plates and components available upon request



MULTI-COUPLING PLATES



### The SV2 Series of Multi-Coupling Plates

allows the simultaneous coupling and uncoupling of two large-diameter hydraulic lines with a single simple movement requiring very little force. The system eliminates crossing of lines, reducing downtime and insuring couplers are fully connected. The auto-locking system insures that lines are connected safely and provides secondary retention of the connection.



Accessories & Spare Parts – page 81

### FEATURES

**Size range:** 1 1/4"-1 1/2"  
**Port options:** NPT, SAE  
**Connect/disconnect** up to 25 MPa/300 bar/3625 psi residual pressure  
**Working pressure:** 35 MPa/5000 psi range

- Simple to use, with single-motion connection
- Auto-lock design prevents accidental disconnection
- Max. of 2 lines: one 1 1/4", one 1 1/2"

### APPLICATIONS

Any application requiring large diameter leak-free connections with or without residual pressure of multiple couplings

- Mobile equipment, mining, drilling

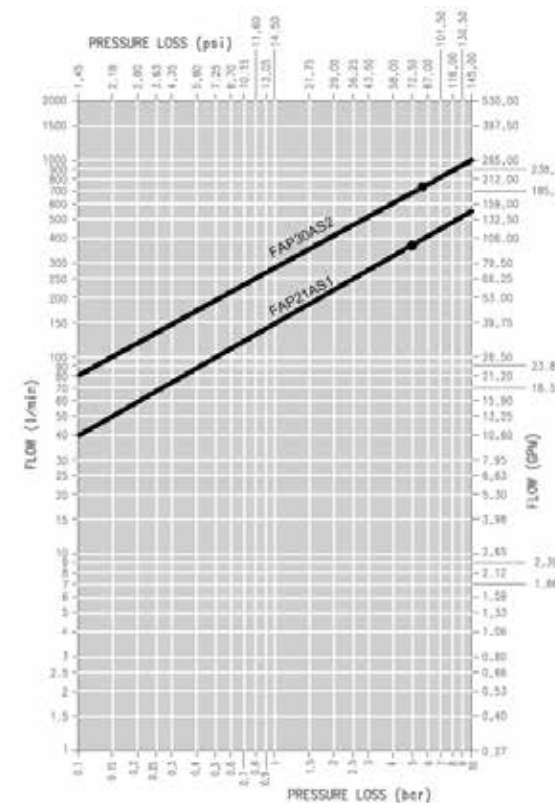


### ORDER CODES

78	02	20	24	01	FH
SERIES NUMBER	NUMBER OF COUPLINGS	SIZE OF COUPLER	PORT SIZE	THREAD	SUFFIX
78 = SV2	02# OF COUPLINGS	20 = 1 1/4 24 = 1 1/2	20 = 1 1/4 24 = 1 1/2	01 = NPT 02 = SAE	FH = FIXED HALF MH = MOBILE HALF CPS = COMPLETE

ORDER CODE	DESCRIPTION	FAP 21 PORT	FAP 30 PORT	THREAD TYPE
78Z02202401FH	SV2-2130 (2) FIXED NPT	1 1/4	1 1/2	NPT
78Z02202401MHPS	SV2-2130 (2) MOBILE NPT	1 1/4	1 1/2	NPT
78Z02202404CPS	SV2-2130Z (2) COMPLETE SAE	1 1/4	1 1/2	SAE
78Z02202404FH	SV2-2130 (2) FIXED NPT	1 1/4	1 1/2	SAE
78Z02202404MH	SV2-2130 (2) MOBILE NPT	1 1/4	1 1/2	SAE
78Z02203001CPS	SV2-2130Z (2) COMPLETE SAE	1 1/4	1 1/2	NPT
78Z02242001FH	SV2-2130 (2) FIXED NPT	1 1/4	1 1/2	NPT
78Z02242001MH	SV2-2130 (2) MOBILE NPT	1 1/4	1 1/2	NPT
78Z0224201601FH	SV2-2130 (2) FIXED NPT	1	1 1/2	NPT
78Z0224201601MH	SV2-2130 (2) MOBILE NPT	1	1 1/2	NPT

### PRESSURE DROP



### Accessories & Spare Parts

ORDER CODE	DESCRIPTION
815701168	SEAL KIT FOR MOBILE HALF PLATE
815701171	SEAL KIT FOR M. FAP30AS2
815701159	SEAL KIT FOR M. FAP21A1
815701156	RETAINING RING F. FAP30AS2
815701157	KIT, LOCKING SLEEVE M. FAP30AS2
815701154	RETAINING RING F. FAP21AS1
815701155	KIT, LOCKING SLEEVE M. FAP21AS1
815606288	DUST COVER FOR SV2
815606289	PARKING STATION SV2

# BM3 PLATE SERIES

## MULTI-COUPLING PLATES



### The BM3 Series of Multi-Coupling Plates

allows the simultaneous coupling and uncoupling of two large-diameter hydraulic lines with a single, simple movement requiring very little force. The system eliminates crossing of lines, reducing downtime and insuring couplers are fully connected. The auto-locking system insures that lines are connected safely and provides secondary retention of the connection.



Accessories & Spare Parts – page 83

### ORDER CODES

78	02	20	24	01	FH
SERIES NUMBER	NUMBER OF COUPLINGS	SIZE OF COUPLER	PORT SIZE	THREAD	SUFFIX
78 = BM3	02# OF COUPLINGS	30 = 1 1/2	30 = 1 1/2	01 = NPT 02 = SAE	FH = FIXED HALF MH = MOBILE HALF CPS = COMPLETE

ORDER CODE	DESCRIPTION	FAP 21 PORT	FAP 30 PORT	THREAD TYPE
78Z02303001CPS	BM3IC (2) COMPLETE NPT	1 1/2	1 1/2	NPT
78Z02303001FH	BM3IC (2) FIXED NPT	1 1/2	1 1/2	NPT
78Z02303001MH	BM3IC (2) MOBILE NPT	1 1/2	1 1/2	NPT
78Z02303004CPS	BM3IC (2) COMPLETE SAE	1 1/2	1 1/2	SAE
78Z02303004FH	BM3IC (2) FIXED SAE	1 1/2	1 1/2	SAE
78Z02303004MH	BM3IC (2) MOBILE SAE	1 1/2	1 1/2	SAE

### FEATURES

- Size range: 1 1/2"
- Port options: NPT, SAE
- Connect/disconnect up to 25 MPa/300 bar/3625 psi residual pressure
- Working pressure: 35 MPa/5000 psi range

- Simple to use, with single motion connection
- Auto-lock design prevents accidental disconnection
- Max. of 2 lines: 1 1/2"

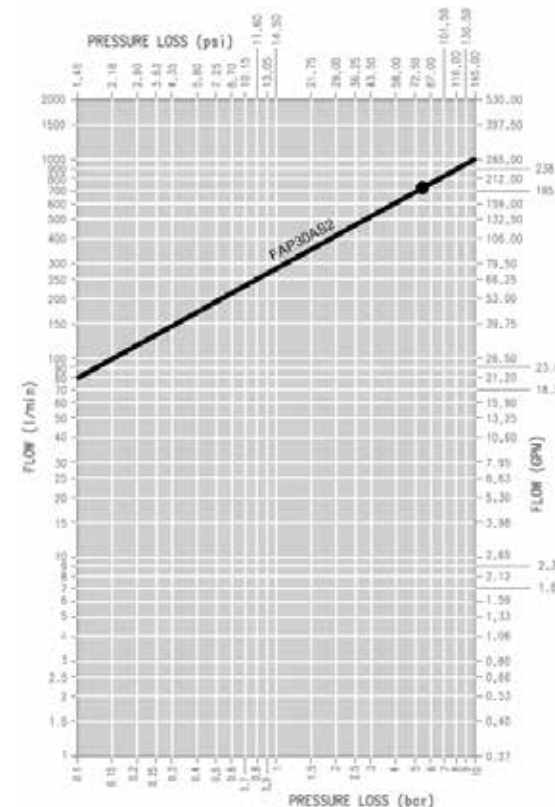
### APPLICATIONS

Any application requiring large diameter leak-free connections with or without residual pressure from multiple couplings

- Mobile equipment, mining, drilling



### PRESSURE DROP



### Accessories & Spare Parts

ORDER CODE	DESCRIPTION
815701156	RETAINING RING F. FAP30AS2
815701157	KIT, LOCKING SLEEVE M. FAP30AS2
815701171	SEAL KIT FOR M. FAP30AS2
815701190	EXTERNAL SEAL KIT FOR MOBILE HALF PLATE
815701208	KIT REPLACEMENT LOCKING BUTTON AND DETENT
815606288	DUST COVER FOR BM3
815606289	PARKING STATION BM3
815606288	DUST COVER FOR SV2
815606289	PARKING STATION SV2



MULTI-COUPLING PLATES

# ONE POSITION PLATE SERIES

## MULTI-COUPLING PLATES



The One Position Series of Multi-Coupling Plates allows the simultaneous coupling and uncoupling of single large-diameter hydraulic lines with a single, simple movement requiring very little force. The system reduces connection time and insures couplers are fully connected. The auto-locking system insures that lines are connected safely and provides secondary retention of the connection.



### FEATURES

- Size range: 1 1/2"
- Port options: NPT, SAE
- Connect/disconnect up to 25 MPa/300 bar/3625 psi residual pressure
- Working pressure: 35 MPa/5000 psi range
- Simple to use, with single motion connection
- Auto-lock design prevents accidental disconnection
- Single line: 1 1/2"

### APPLICATIONS

Any application requiring large diameter leak-free connections with or without residual pressure from multiple couplings

- Mobile equipment, mining, drilling, any large diameter requirements

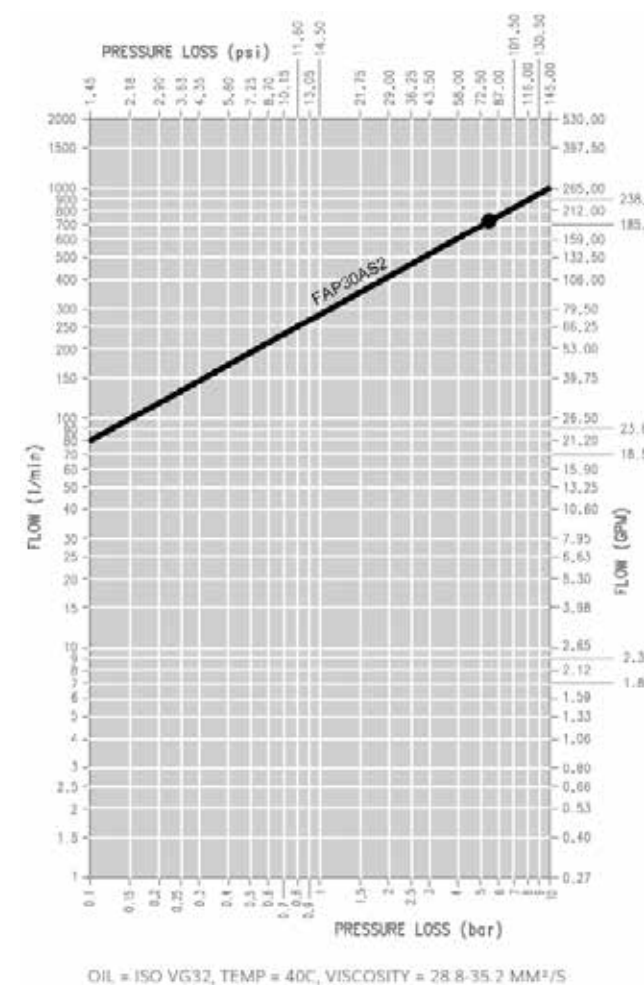


### ORDER CODES

*TBD	01	30	30	01	FH
SERIES NUMBER	NUMBER OF COUPLINGS	SIZE OF COUPLER	PORT SIZE	THREAD	SUFFIX
TBD = ONE POSITION	01# OF COUPLINGS	30 = 1 1/2	30 = 1 1/2	01 = NPT 02 = SAE	FH = FIXED HALF MH = MOBILE HALF CPS = COMPLETE

ORDER CODE	DESCRIPTION	FAP 30 BODY	FAP 30 PORT	THREAD TYPE
TBD	ONE POSITION (1) COMPLETE	1 1/2	1 1/2	•

### PRESSURE DROP



MULTI-COUPLING PLATES



### The BIR Series ISO A Interchange Couplers

are one of the most popular designs worldwide, due to their durability and use of a poppet style valve for the sealing mechanism. The BIR series features a zinc plated steel coupler and zinc plated hardened steel nipple with nitrile seals. They are available from 1/4 to 2 inches in size, to cover the various fields of hydraulic applications.



Repair Kits – page 88

Protective Caps & Plugs – page 89

### FEATURES

Size range: 1/4" thru 2"

Port options: NPT, SAE, BSP

Interchanges with ISO A

Working pressure: 13-35 MPa/1885-5075 psi range

- Positive-stop valving prevents flow checking
- Large diameter hardened steel sleeves resist deformation for maximum life
- Suitable for open or closed center hydraulic system

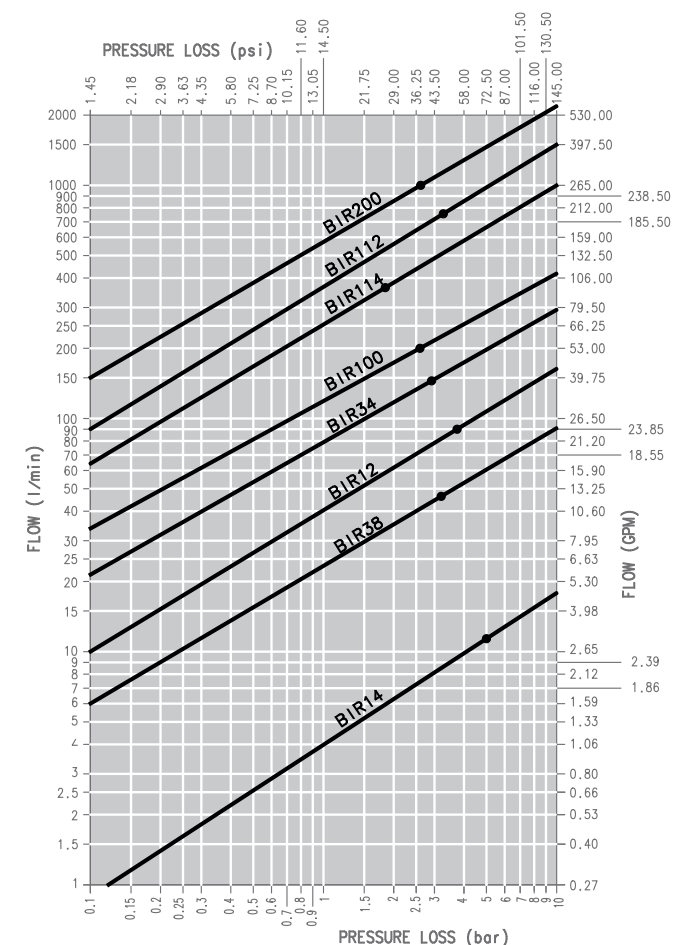
### APPLICATIONS

Various fields of hydraulic applications

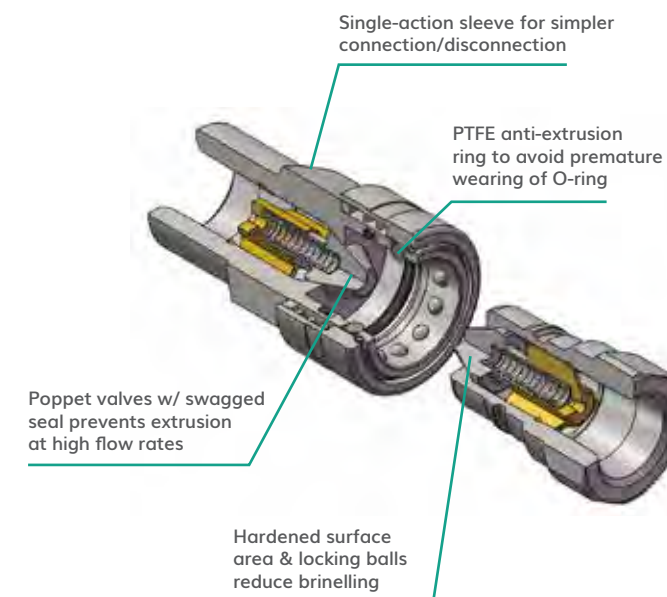
- Agricultural and mobile equipment
- Industrial plants



### PRESSURE DROP



OIL = ISO VG32, TEMP = 40C, VISCOSITY = 28.8-35.2 MM<sup>2</sup>/S



POPPET INTERCHANGE COUPLERS

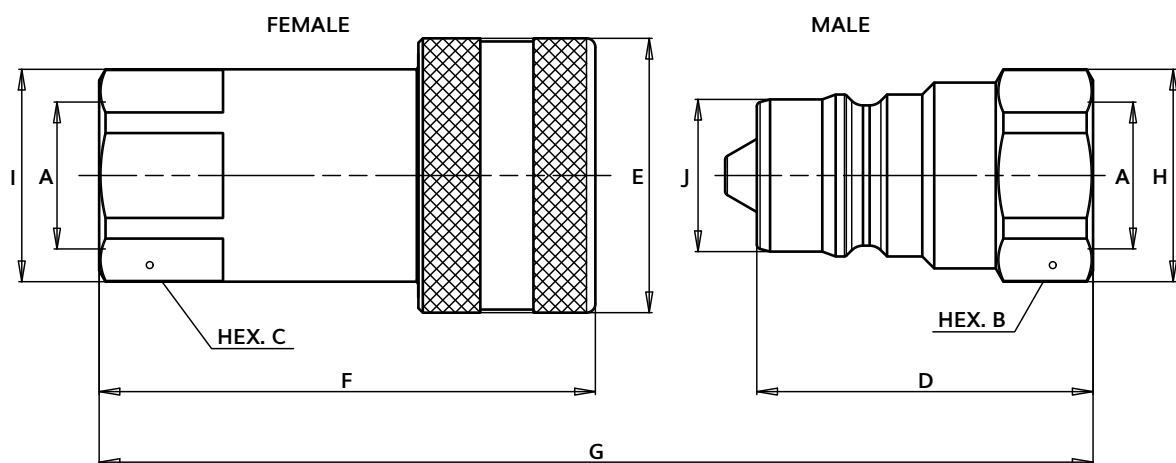
### PERFORMANCE

DESCRIPTION	SIZE	ISO SIZE	MAX. OPERATING PRESSURE COUPLED		BURST PRESSURE				SPILLAGE*		
			MPa	psi	COUPLED	MALE	FEMALE	MPa		psi	
BIR14	1/4	6.3	35	5075	126	18270	126	18270	126	18270	0.70
BIR38	3/8	10.0	30	4350	100	14500	100	14500	100	14500	1.20
BIR12	1/2	12.5	25	3625	80	11600	80	11600	100	14500	2.10
BIR34	3/4	20.0	25	3625	100	14500	100	14500	100	14500	5.20
BIR100	1	25.0	23	3335	80	11600	80	11600	80	11600	9.00
BIR114	1 1/4	31.5	23	3335	80	11600	80	11600	80	11600	27.00
BIR112	1 1/2	40	18	2610	64	9280	64	9280	64	9280	49.00
BIR200	2	50	13	1885	40	5800	40	5800	40	5800	75.00

\* Spillage is an indicative value of the fluid loss per couple-uncouple cycle.



### SIZE DIAGRAM



DESCRIPTION	BODY SIZE	A	UNIT	B	C	D	E	F	G	H	I	J	UNIT	WEIGHT	
														MALE	FEMALE
BIR14	1/4	1/4	mm	19.0	19.0	32.0	26.0	47.1	64.8	20.8	22.0	11.8	kg	0.033	0.094
			inch	0.75	0.75	1.26	1.02	1.85	2.55	0.82	0.87	0.46	0.46	lb	0.07
BIR38	3/8	3/8	mm	22.0	22.0	38.0	31.0	56.1	76.8	24.0	24.0	17.3	kg	0.053	0.145
			inch	0.87	0.87	1.50	1.22	2.21	3.02	0.94	0.94	0.68	0.68	lb	0.12
BIR12	1/2	1/2	mm	27.0	27.0	44.5	38.0	63.3	86.3	29.0	30.0	20.5	kg	0.084	0.245
			inch	1.06	1.06	1.75	1.50	2.49	3.40	1.14	1.18	0.81	0.81	lb	0.19
BIR34	3/4	3/4	mm	36.0	38.0	55.0	48.0	82.2	111.1	38.5	44.0	29.1	kg	0.210	0.502
			inch	1.42	1.50	2.17	1.89	3.24	4.37	1.52	1.73	1.15	1.15	lb	0.46
BIR100	1	1	mm	41.0	45.0	63.1	54.0	97.1	127.3	44.8	52.0	34.3	kg	0.284	0.772
			inch	1.61	1.77	2.48	2.13	3.82	5.01	1.76	2.05	1.35	1.35	lb	0.63
BIR114	1 1/4	1 1/4	mm	55.0	50.0	75.0	65.0	117.2	151.2	60.0	55.5	45.0	kg	0.615	1.244
			inch	2.17	1.97	2.95	2.56	4.61	5.95	2.36	2.19	1.77	1.77	lb	1.36
BIR112	1 1/2	1 1/2	mm	60.0	60.0	85.0	80.0	135.3	171.3	65.5	65.5	55.0	kg	0.878	2.130
			inch	2.36	2.36	3.35	3.15	5.33	6.74	2.58	2.58	2.17	2.17	lb	1.94
BIR200	2	2	mm	75.0	75.0	100.0	100.0	160.2	201.2	82.5	83.7	65.0	kg	1.440	4.130
			inch	2.95	2.95	3.94	3.94	6.31	7.92	3.25	3.30	2.56	2.56	lb	3.17

### Repair Kits

ORDER CODE	DESCRIPTION
<b>BIR SERIES</b>	
815700170	KIT F. BIR14
815700172	KIT F. BIR38
815700174	KIT F. BIR12
815700176	KIT F. BIR34
815700178	KIT F. BIR100
815700180	KIT F. BIR114
815700182	KIT F. BIR112
815700184	KIT F. BIR200
815700177	KIT M./F. BIR34
815700179	KIT M./F. BIR100
815700181	KIT M./F. BIR114
815700183	KIT M./F. BIR112



### ISO A BIR NPT&SAE Thread Poppet Style Interchange Coupling

PART	BODY SIZE	PORT SIZE	THREAD TYPE	ORDER CODE	DESCRIPTION
<b>BIR NPT THREAD</b>					
COUPLER	1/4	1/4	NPT	800501000	F. BIR 14 NPT
NIPPLE	1/4	1/4	NPT	800501001	M. BIR 14 NPT
COUPLER	3/8	3/8	NPT	800501002	F. BIR 38 NPT
NIPPLE	3/8	3/8	NPT	800501003	M. BIR 38 NPT
COUPLER	1/2	1/2	NPT	800501004	F. BIR 12 NPT
NIPPLE	1/2	1/2	NPT	800501005	M. BIR 12 NPT
COUPLER	3/4	3/4	NPT	800501006	F. BIR 34 NPT
NIPPLE	3/4	3/4	NPT	800501007	M. BIR 34 NPT
COUPLER	1	1	NPT	800501008	F. BIR 100 NPT
NIPPLE	1	1	NPT	800501009	M. BIR 100 NPT
COUPLER	1 1/4	1 1/4	NPT	800501010	F. BIR 1 1/4 NPT
NIPPLE	1 1/4	1 1/4	NPT	800501011	M. BIR 1 1/4 NPT
COUPLER	1 1/2	1 1/2	NPT	800501012	F. BIR 1 1/2 NPT
NIPPLE	1 1/2	1 1/2	NPT	800501013	M. BIR 1 1/2 NPT
COUPLER	2	2	NPT	800501014	F. BIR 200 NPT
NIPPLE	2	2	NPT	800501015	M. BIR 200 NPT
<b>BIR SAE THREAD</b>					
COUPLER	1/2	1/2	SAE	800504004	F. BIR 12 SAE
NIPPLE	1/2	1/2	SAE	800504005	M. BIR 12 SAE
COUPLER	3/4	3/4	SAE	800504006	F. BIR 34 SAE
NIPPLE	3/4	3/4	SAE	800504007	M. BIR 34 SAE
COUPLER	1	1	SAE	800504008	F. BIR 100 SAE
NIPPLE	1	1	SAE	800504009	M. BIR 100 SAE
<b>BIR NPT THREAD - 12 PC</b>					
COUPLER	1/2	1/2	NPT	805601000	F. BIR 12 PC NPT*
NIPPLE	1/2	1/2	NPT	805601001	M. BIR 12 PC NPT*
<b>BIR SAE THREAD - 12 PC</b>					
COUPLER	1/2	1/2	SAE	805604000	F. BIR 12 PC SAE*
NIPPLE	1/2	1/2	SAE	805604001	M. BIR 12 PC SAE*



Coupler



Nipple

POPPET INTERCHANGE COUPLERS



\*Connect Under Residual Pressure Poppet Valve

### ISO A BIR Series Accessories Coupler Dust Plug | Nipple Dust Cap

PART	ORDER CODE	DESCRIPTION	ORDER CODE	DESCRIPTION
<b>ISO A BIR COUPLER DUST PLUGS</b>				
1/4	815000012	CAP F. BIR14	815000013	CAP M. BIR14
3/8	815000014	CAP F. BIR38	815000015	CAP M. BIR38
1/2	815000004	CAP F. BIR12	815000005	CAP M. BIR12
3/4	815000016	CAP F. BIR34	815000017	CAP M. BIR34
1	815000018	CAP F. BIR100	815000019	CAP M. BIR100
<b>ISO A BIR COUPLER DUST CAPS</b>				



Plug



Cap



The IRB Series Quick Couplings are interchangeable to ISO B standard (ISO 7241-B). The IRB is offered in three different high quality materials to meet different application challenges—IRB carbon steel with Nitrile seals, IRBO brass with Viton seals, and IRBX 316 stainless steel with Viton seals. The entire series features compact design, AISI 302 stainless steel springs, and PTFE anti-extrusion rings.



Repair Kits, Protective Caps & Plugs – page 93

**FEATURES**

**Size range:** 1/4" thru 1"  
**Port options:** NPT, BSP  
**Interchanges** with ISO B, Parker 60, Aeroquip FD45, Faster HNV

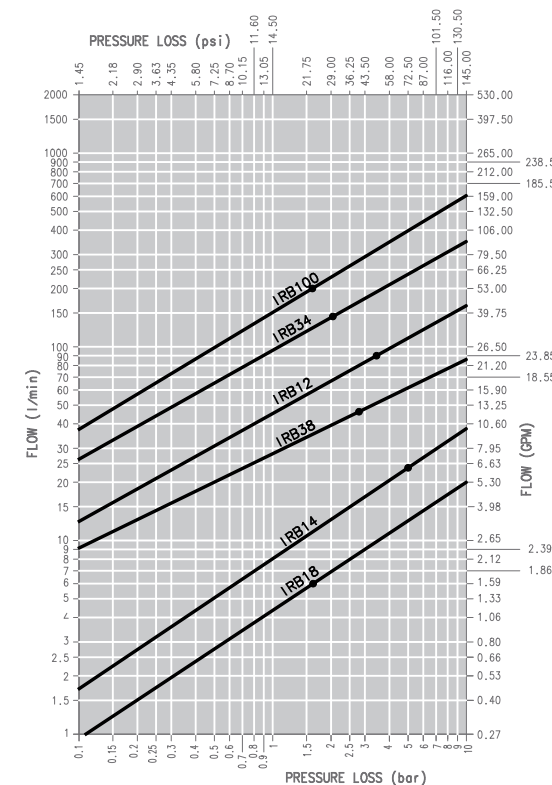
**IRB working pressure:**  
 18-35 MPa/4000-5075 psi range  
**IRBO working pressure:**  
 10-20 MPa/1450-2900 psi range  
**IRBX working pressure:**  
 12.5-25 MPa/1813-3625 psi range

**APPLICATIONS**

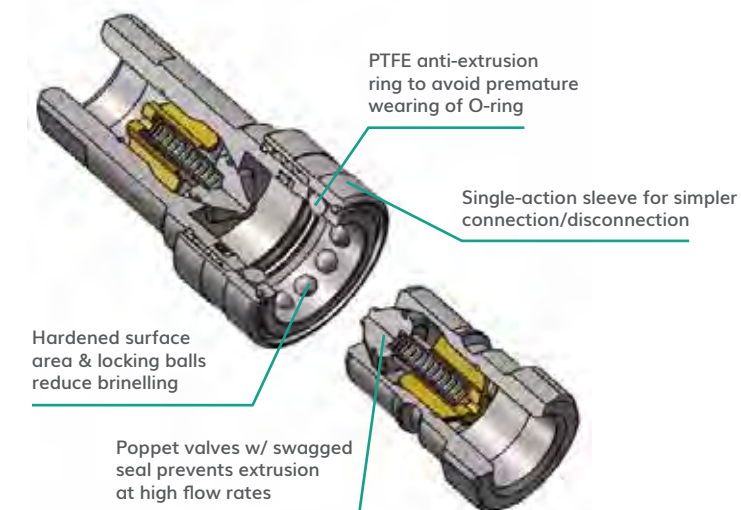
Anywhere a compact size and high quality material are required  
 Industrial process applications, agricultural equipment, oil & gas industry



**PRESSURE DROP**



OIL = ISO VG32, TEMP = 40C, VISCOSITY = 28.8-35.2 MM<sup>2</sup>/S



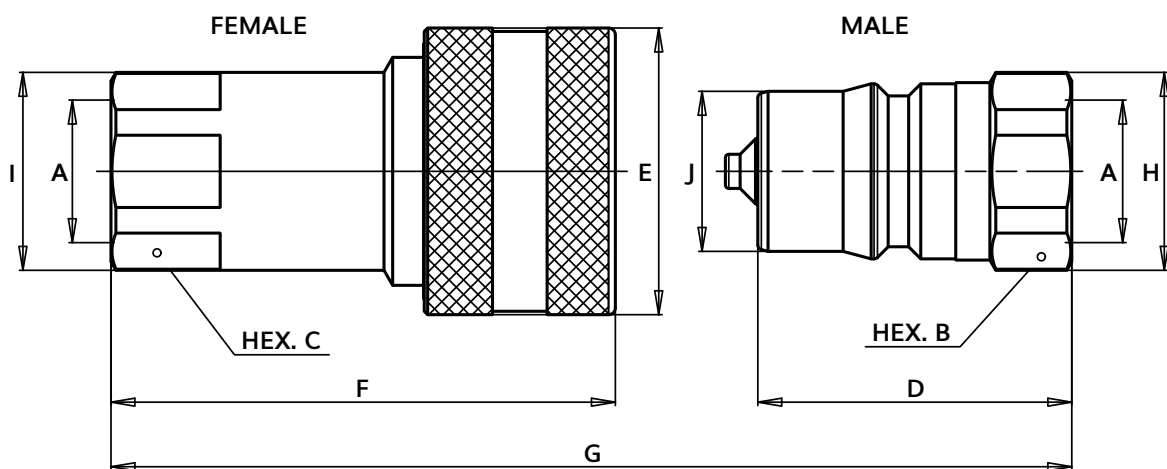
POPPET INTERCHANGE COUPLERS

**PERFORMANCE**

DESCRIPTION	SIZE	ISO SIZE	MAX. OPERATING PRESSURE COUPLED		COUPLED		BURST PRESSURE			SPILLAGE*	
			MPa	psi	MPa	psi	MALE MPa	psi	FEMALE MPa		psi
<b>ISO B IRB STEEL</b>											
IRB18	1/8	5.0	35	5075	120	17400	120	17400	120	17400	0.18
IRB14	1/4	6.3	35	5075	100	14500	100	14500	100	14500	0.33
IRB38	3/8	10.0	30	4350	100	14500	100	14500	100	14500	2.20
IRB12	1/2	12.5	28	4060	100	14500	100	14500	100	14500	3.00
IRB34	3/4	20.0	23	4000	100	14500	100	14500	100	14500	9.40
IRB100	1	25.0	18	4000	80	11600	80	11600	80	11600	14.00
<b>ISO B IRBO BRASS</b>											
IRBO18	1/8	5.0	20	2900	100	14500	100	14500	100	14500	0.18
IRBO14	1/4	6.3	20	2900	100	14500	100	14500	100	14500	0.33
IRBO38	3/8	10.0	16	2320	80	11600	70	10150	80	11600	2.20
IRBO12	1/2	12.5	16	2320	80	11600	70	10150	80	11600	3.00
IRBO34	3/4	20.0	12.5	1813	60	8700	45	6525	60	8700	9.40
IRBO100	1	25.0	10	1450	40	5800	40	5800	40	5800	14.00
<b>ISO B IRBX 316 STAINLESS STEEL</b>											
IRBX18	1/8	5.0	25	3625	140	20300	140	20300	140	20300	0.18
IRBX14	1/4	6.3	25	3625	140	20300	140	20300	140	20300	0.33
IRBX38	3/8	10.0	20	2900	100	14500	100	14500	100	14500	2.20
IRBX12	1/2	12.5	20	2900	100	14500	100	14500	100	14500	3.00
IRBX34	3/4	20.0	16	2320	80	11600	80	11600	80	11600	9.40




**SIZE DIAGRAM**



DESCRIPTION	BODY SIZE	A	UNIT	B	C	D	E	F	G	H	I	J	UNIT	WEIGHT	
														MALE	FEMALE
IRB18	1/8	1/8	mm	14.0	14.0	30.0	23.0	48.8	60.5	15.8	15.8	10.8	kg	0.018	0.068
			inch	0.55	0.55	1.18	0.91	1.92	2.38	0.62	0.62	0.43	lb	0.04	0.15
IRB14	1/4	1/4	mm	19.0	19.0	35.0	27.0	57.0	70.7	20.8	21.2	14.2	kg	0.035	0.120
			inch	0.75	0.75	1.38	1.06	2.24	2.78	0.82	0.83	0.56	lb	0.08	0.26
IRB38	3/8	3/8	mm	24.0	24.0	41.0	34.0	66.0	82.7	26.0	27.0	19.1	kg	0.068	0.220
			inch	0.94	0.94	1.61	1.34	2.60	3.26	1.02	1.06	0.75	lb	0.15	0.49
IRB12	1/2	1/2	mm	27.0	27.0	46.0	42.0	73.9	92.6	29.0	29.0	23.5	kg	0.102	0.323
			inch	1.06	1.06	1.81	1.65	2.91	3.65	1.14	1.14	0.93	lb	0.22	0.71
IRB34	3/4	3/4	mm	36.0	36.0	55.0	50.0	90.1	111.1	38.5	38.5	31.4	kg	0.203	0.562
			inch	1.42	1.42	2.17	1.97	3.55	4.37	1.52	1.52	1.24	lb	0.45	1.24
IRB100	1	1	mm	41.0	41.0	66.0	60.0	106.2	133.2	44.8	44.8	37.7	kg	0.328	0.863
			inch	1.61	1.61	2.60	2.36	4.18	5.24	1.76	1.76	1.48	lb	0.72	1.90


**ISO B IRBX NPT Thread Poppet Style Interchange Coupling | Stainless Steel**

PART	BODY SIZE	PORT SIZE	THREAD TYPE	ORDER CODE	PART DESCRIPTION
<b>ISO B IRBX NPT THREAD</b>					
COUPLER	1/8	1/8	NPT	804601100	F. IRBX 18 NPT
NIPPLE	1/8	1/8	NPT	804601101	M. IRBX 18 NPT
COUPLER	1/4	1/4	NPT	804601102	F. IRBX 14 NPT
NIPPLE	1/4	1/4	NPT	804601103	M. IRBX 14 NPT
COUPLER	3/8	3/8	NPT	804601104	F. IRBX 38 NPT
NIPPLE	3/8	3/8	NPT	804601105	M. IRBX 38 NPT
COUPLER	1/2	1/2	NPT	804601106	F. IRBX 12 NPT
NIPPLE	1/2	1/2	NPT	804601107	M. IRBX 12 NPT
COUPLER	3/4	3/4	NPT	804601108	F. IRBX 34 NPT
NIPPLE	3/4	3/4	NPT	804601109	M. IRBX 34 NPT
COUPLER	1	1	NPT	804601110	F. IRBX 100 NPT



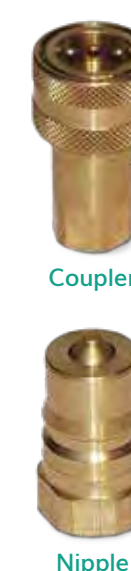
**ISO B IRB NPT and SAE Thread Poppet Style Interchange Coupling | Steel**

PART	BODY SIZE	PORT SIZE	THREAD TYPE	ORDER CODE	DESCRIPTION
<b>ISO B IRB NPT THREAD</b>					
COUPLER	1/8	1/8	NPT	800601000	F. IRB 18 NPT
NIPPLE	1/8	1/8	NPT	800601001	M. IRB 18 NPT
COUPLER	1/4	1/4	NPT	800601002	F. IRB 14 NPT
NIPPLE	1/4	1/4	NPT	800601003	M. IRB 14 NPT
COUPLER	3/8	3/8	NPT	800601004	F. IRB 38 NPT
NIPPLE	3/8	3/8	NPT	800601005	M. IRB 38 NPT
COUPLER	1/2	1/2	NPT	800601006	F. IRB 12 NPT
NIPPLE	1/2	1/2	NPT	800601007	M. IRB 12 NPT
COUPLER	3/4	3/4	NPT	800601008	F. IRB 34 NPT
NIPPLE	3/4	3/4	NPT	800601009	M. IRB 34 NPT
COUPLER	1	1	NPT	800601010	F. IRB 100 NPT
NIPPLE	1	1	NPT	800601011	M. IRB 100 NPT
<b>IRB SAE THREAD</b>					
COUPLER	1/4	3/8	SAE	800604202	F. IRB 14E 3/8 SAE
NIPPLE	1/4	3/8	SAE	800604201	M. IRB 14E 3/8 SAE



**ISO B IRBO NPT Thread Poppet Style Interchange Coupling | Brass**

PART	BODY SIZE	PORT SIZE	THREAD TYPE	ORDER CODE	DESCRIPTION
<b>ISO B IRBO NPT THREAD</b>					
COUPLER	1/8	1/8	NPT	804501100	F. IRBOV 18 NPT
NIPPLE	1/8	1/8	NPT	804501101	M. IRBOV 18 NPT
COUPLER	1/4	1/4	NPT	804501102	F. IRBOV 14 NPT
NIPPLE	1/4	1/4	NPT	804501103	M. IRBOV 14 NPT
COUPLER	3/8	3/8	NPT	804501104	F. IRBOV 38 NPT
NIPPLE	3/8	3/8	NPT	804501105	M. IRBOV 38 NPT
COUPLER	1/2	1/2	NPT	804501106	F. IRBOV 12 NPT
NIPPLE	1/2	1/2	NPT	804501107	M. IRBOV 12 NPT
COUPLER	3/4	3/4	NPT	804501108	F. IRBOV 34 NPT
NIPPLE	3/4	3/4	NPT	804501109	M. IRBOV 34 NPT
COUPLER	1	1	NPT	804501110	F. IRBOV 100 NPT
NIPPLE	1	1	NPT	804501111	M. IRBOV 100 NPT



**ISO B IRB Series Accessories Coupler Dust Plug | Nipple Dust Cap**

PART	ORDER CODE	DESCRIPTION	ORDER CODE	DESCRIPTION
<b>ISO B IRB DUST CAP</b>				
1/4	815000031	CAP M. IRB18	815000030	CAP F. IRB18
1/4	815000033	CAP M. IRB14	815000032	CAP F. IRB14
3/8	815000035	CAP M. IRB38	815000034	CAP F. IRB38
1/2	815000037	CAP M. IRB12	815000036	CAP F. IRB12
3/4	815000039	CAP M. IRB34	815000038	CAP F. IRB34
1	815000041	CAP M. IRB100	815000040	CAP F. IRB100
<b>ISO B IRB DUST PLUG</b>				

**Repair Kits**

ORDER CODE	DESCRIPTION	ORDER CODE	DESCRIPTION
<b>ISO B IRB SERIES</b>			
815700202	KIT F. IRB18	815700210	KIT F. IRB34
815700204	KIT F. IRB14	815700212	KIT F. IRB100
815700206	KIT F. IRB38	815700211	KIT M./F. IRB34
<b>ISO B IRB SERIES (CONT.)</b>			



POPPET INTERCHANGE COUPLERS

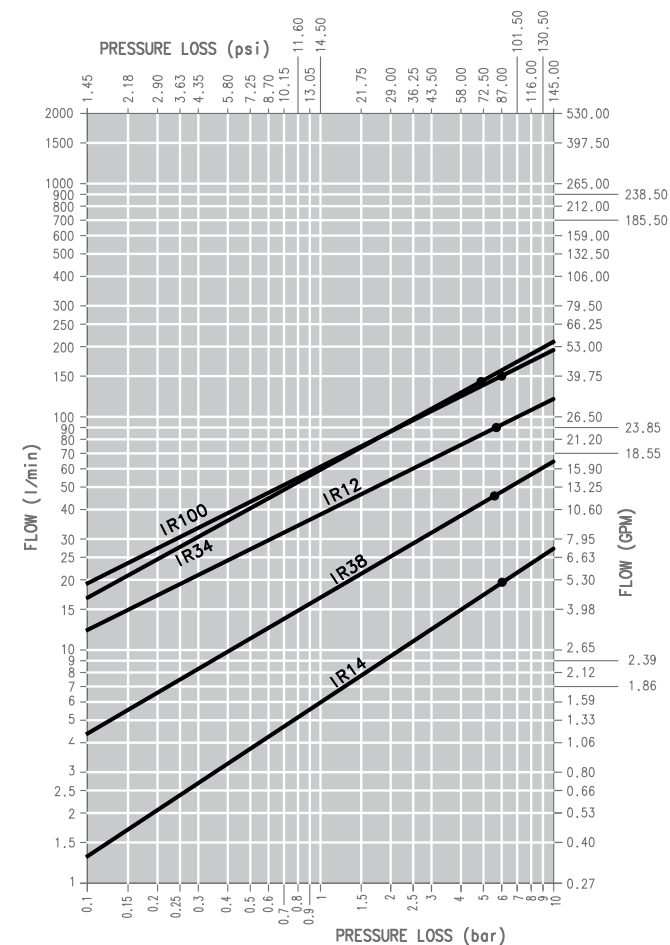


The Agriculture IR Series Hydraulic Quick Couplings offer automatic shut-off during disconnection. The IR features a variety of connection mechanisms: ball (IR), poppet (IRV), push-pull (IRS), or push-pull sleeve connectable under residual pressure (IRS PC).

Protective Caps & Plugs – page 99

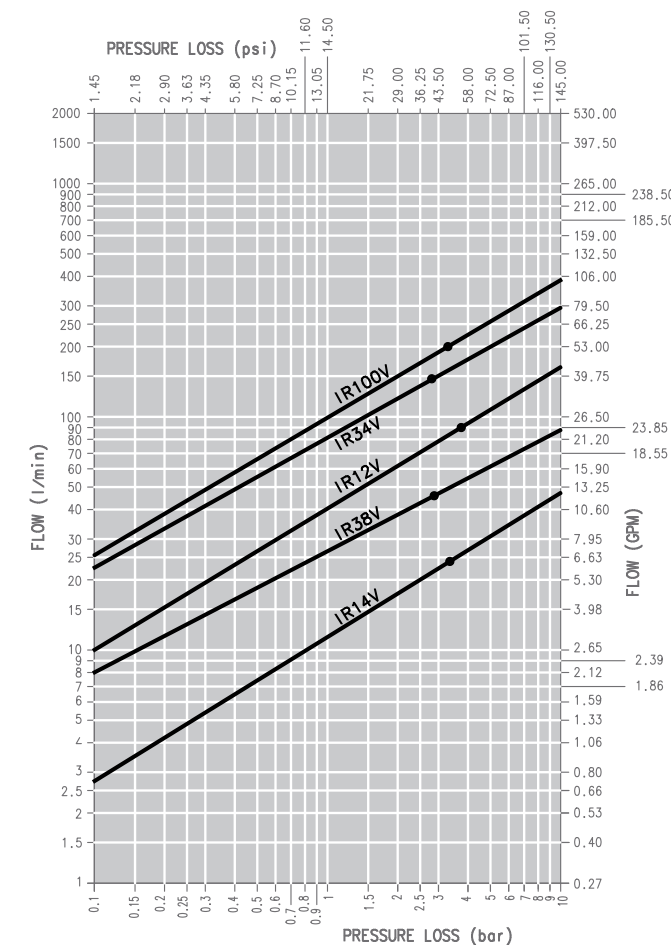


## IR PRESSURE DROP



OIL = ISO VG32, TEMP = 40C, VISCOSITY = 28.8-35.2 MM²/S

## IRV PRESSURE DROP



OIL = ISO VG32, TEMP = 40C, VISCOSITY = 28.8-35.2 MM²/S

## FEATURES

Size range: 1/4" thru 1"

Port options: NPT

Interchanges with Agriculture/ISO 5675

Working pressure: 20-30 MPa/2900-4350 psi range

- Carbon steel with zinc plating
- Hardened steel nipple
- Ball or poppet sealing valve

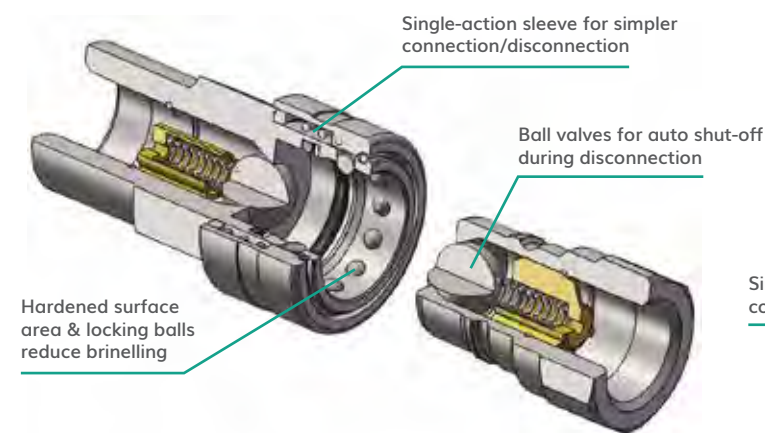
## APPLICATIONS

Anywhere automatic shut-off during disconnection is required

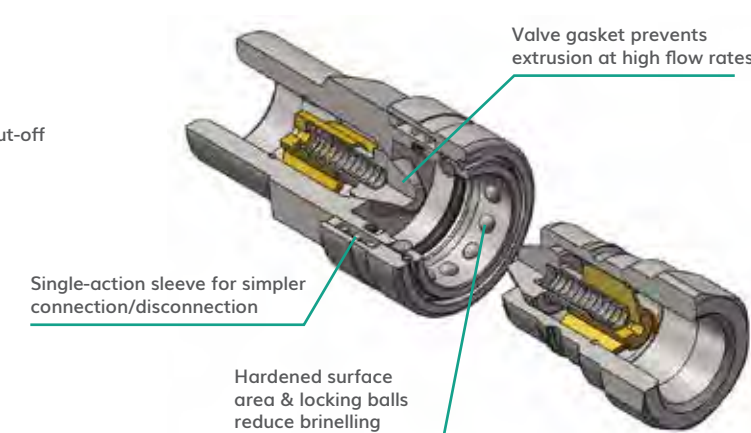
- Where interchangeability with existing equipment is necessary
- Agricultural equipment



## IR CROSS SECTION



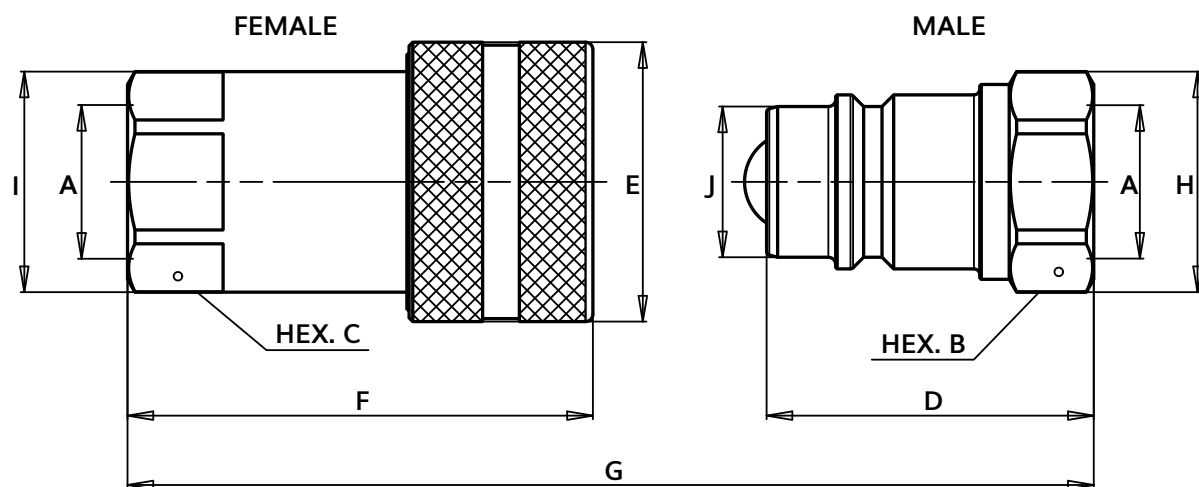
## IRV CROSS SECTION



POPPET INTERCHANGE COUPLERS



## SIZE DIAGRAM



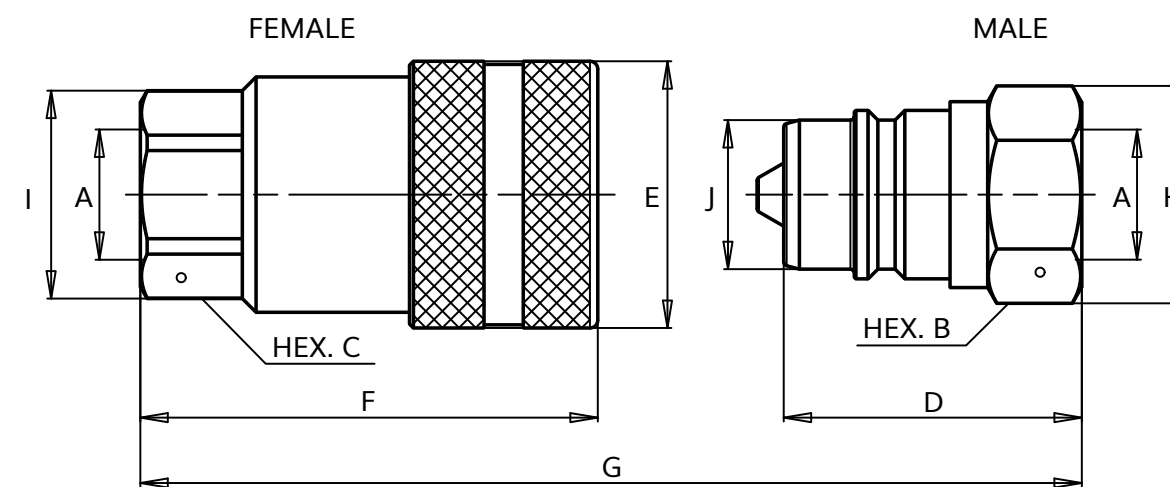
DESCRIPTION	BODY SIZE	A	UNIT	B	C	D	E	F	G	H	I	J	UNIT	WEIGHT	
														MALE	FEMALE
IR14	1/4	1/4	mm	19.0	19.0	32.5	27.0	48.9	64.4	22.0	21.0	14.2	kg	0.040	0.125
			inch	0.75	0.75	1.28	1.06	1.93	2.54	0.87	0.83	0.56	lb	0.09	0.28
IR38	3/8	3/8	mm	24.0	24.0	38.0	34.0	58.3	76.3	27.7	26.5	19.0	kg	0.080	0.222
			inch	0.94	0.94	1.50	1.34	2.30	3.00	1.09	1.04	0.75	lb	0.18	0.49
IR12	1/2	1/2	mm	27.0	27.0	44.5	38.0	63.3	86.3	30.0	30.0	20.5	kg	0.090	0.277
			inch	1.06	1.06	1.75	1.50	2.49	3.40	1.18	1.18	0.81	lb	0.20	0.61
IR34	3/4	3/4	mm	36.0	38.0	59.0	48.0	90.3	118.3	38.5	43.0	26.9	kg	0.211	0.699
			inch	1.42	1.50	2.32	1.89	3.56	4.66	1.52	1.69	1.06	lb	0.47	1.54
IR100	1	1	mm	41.0	45.0	66.1	54.0	99.6	132.8	44.8	52.0	31.4	kg	0.301	0.894
			inch	1.61	1.77	2.60	2.13	3.92	5.23	1.76	2.05	1.24	lb	0.66	1.97

## PERFORMANCE

DESCRIPTION	SIZE	ISO SIZE	MAX. OPERATING PRESSURE COUPLED		COUPLED		BURST PRESSURE MALE		BURST PRESSURE FEMALE		SPILLAGE*
			MPa	psi	MPa	psi	MPa	psi	MPa	psi	
IR SERIES											
IR14	1/4	-	30	4350	100	14500	100	14500	100	14500	0.13
IR38	3/8	-	30	4350	100	14500	100	14500	90	13050	0.45
IR12	1/2	12.5	25	3625	80	11600	55	7975	55	7975	2.30
IR34	3/4	-	25	3625	100	14500	60	8700	90	13050	4.50
IR100	1	-	20	2900	80	11600	60	8700	80	11600	6.00

\* Spillage is an indicative value of the fluid loss per couple-uncouple cycle.

## SIZE DIAGRAM



DESCRIPTION	BODY SIZE	A	UNIT	B	C	D	E	F	G	H	I	J	UNIT	WEIGHT	
														MALE	FEMALE
IR14V	1/4	1/4	mm	19.0	19.0	32.5	27.0	50.4	65.9	22.0	21.0	14.2	kg	0.040	0.125
			inch	0.75	0.75	1.28	1.06	1.98	2.59	0.87	0.83	0.56	lb	0.09	0.28
IR38V	3/8	3/8	mm	24.0	24.0	38.0	34.0	58.3	76.3	27.7	26.5	19.0	kg	0.080	0.222
			inch	0.94	0.94	1.50	1.34	2.30	3.00	1.09	1.04	0.75	lb	0.18	0.49
IR12V	1/2	1/2	mm	27.0	27.0	44.5	38.0	63.3	86.3	29.0	30.0	20.5	kg	0.084	0.245
			inch	1.06	1.06	1.75	1.50	2.49	3.40	1.14	1.18	0.81	lb	0.19	0.54
IR34V	3/4	3/4	mm	36.0	38.0	59.0	48.0	90.3	118.3	38.5	43.0	26.9	kg	0.187	0.663
			inch	1.42	1.50	2.32	1.89	3.56	4.66	1.52	1.69	1.06	lb	0.41	1.46
IR100V	1	1	mm	41.0	45.0	64.1	54.0	97.6	128.8	44.8	52.0	31.4	kg	0.276	0.860
			inch	1.61	1.77	2.52	2.13	3.84	5.07	1.76	2.05	1.24	lb	0.61	1.90

## PERFORMANCE

DESCRIPTION	SIZE	ISO SIZE	MAX. OPERATING PRESSURE COUPLED		COUPLED		BURST PRESSURE MALE		BURST PRESSURE FEMALE		SPILLAGE*
			MPa	psi	MPa	psi	MPa	psi	MPa	psi	
IRV SERIES											
IR14V	1/4	-	30	4350	100	14500	100	14500	100	14500	0.33
IR38V	3/8	-	30	4350	100	14500	100	14500	100	14500	1.30
IR12V	1/2	12.5	25	3625	80	11600	80	11600	100	14500	2.10
IR34V	3/4	-	25	3625	100	14500	90	13050	100	14500	4.20
IR100V	1	-	20	2900	80	11600	80	11600	80	11600	5.50

\* Spillage is an indicative value of the fluid loss per couple-uncouple cycle.

POPPET INTERCHANGE COUPLERS

# AG INTERCHANGE IRV | IRS | IR SERIES

## POPPET INTERCHANGE COUPLERS Ag Style Interchange



### IRV NPT and SAE Thread Poppet Style Interchange Coupling

PART	BODY SIZE	PORT SIZE	THREAD TYPE	ORDER CODE	DESCRIPTION
<b>IRV NPT THREAD</b>					
COUPLER	1/4	1/4	NPT	800101000	F. IR 14V NPT
NIPPLE	1/4	1/4	NPT	800101001	M. IR 14V NPT
COUPLER	3/8	3/8	NPT	800101002	F. IR 38V NPT
NIPPLE	3/8	3/8	NPT	800101003	M. IR 38V NPT
COUPLER	1/2	1/2	NPT	800501004	F. IR 12V NPT
NIPPLE	1/2	1/2	NPT	800501005	M. IR 12V NPT
COUPLER	3/4	3/4	NPT	800101004	F. IR 34V NPT
NIPPLE	3/4	3/4	NPT	800101005	M. IR 34V NPT
COUPLER	1	1	NPT	800101006	F. IR 100V NPT
NIPPLE	1	1	NPT	800101007	M. IR 100V NPT
COUPLER	3/4	3/4	NPT	820001022	F. IR 34V FA NPT*
NIPPLE	3/4	3/4	NPT	820001023	M. IR 34V FA NPT*
<b>IRV SAE THREAD</b>					
COUPLER	1/4	3/8	SAE	800104000	F. IR 14V 38 SAE
NIPPLE	1/4	3/8	SAE	800104001	M. IR 14V 38 SAE

\* Faster Interchange Only



Coupler



Nipple

### IRS V Poppet Valve | Agriculture Push-Pull Sleeve

PART	BODY SIZE	PORT SIZE	THREAD TYPE	ORDER CODE	DESCRIPTION
<b>VP NPT THREAD</b>					
COUPLER	1/2	1/2	NPT	800401002	F. IRS 12VA NPT
COUPLER	1/2	1/2	SAE	804304004	F. I 12VA SAE



Coupler

### IRS PC Poppet Valve | Agriculture Push-Pull Sleeve | Connect Under Pressure

PART	BODY SIZE	PORT SIZE	THREAD TYPE	ORDER CODE	DESCRIPTION
<b>VP NPT THREAD</b>					
COUPLER	1/2	1/2	NPT	800401004	F. IRS 12VA PC NPT
COUPLER	1/2	1/2	SAE	804304002	F. I 12VA PC SAE

### IRS TIC Ball Valve NPT Thread Agriculture Nipple with Seal Retainer

PART	BODY SIZE	PORT SIZE	THREAD TYPE	ORDER CODE	DESCRIPTION
<b>IR TIC BALL VALVE NPT THREAD</b>					
NIPPLE	1/2	1/2	NPT	800001011	M. IR 12 TIC NPT



Nipple

### IR Ball Valve NPT Thread Poppet Style Interchange Coupling

PART	BODY SIZE	PORT SIZE	THREAD TYPE	ORDER CODE	DESCRIPTION
<b>IR BALL VALVE NPT THREAD</b>					
COUPLER	1/4	1/4	NPT	800001000	F. IR 14 NPT
NIPPLE	1/4	1/4	NPT	800001001	M. IR 14 NPT
COUPLER	3/8	3/8	NPT	800001002	F. IR 38 NPT
NIPPLE	3/8	3/8	NPT	800001003	M. IR 38 NPT
COUPLER	1/2	1/2	NPT	800001004	F. IR 12 NPT
NIPPLE	1/2	1/2	NPT	800001005	M. IR 12 NPT
COUPLER	3/4	3/4	NPT	800001006	F. IR 34 NPT
NIPPLE	3/4	3/4	NPT	800001007	M. IR 34 NPT
COUPLER	1	1	NPT	800001008	F. IR 100 NPT
NIPPLE	1	1	NPT	800001009	M. IR 100 NPT
COUPLER	3/4	3/4	NPT	820001020	F. IR 34 FA NPT*
NIPPLE	3/4	3/4	NPT	820001021	M. IR 34 FA NPT*

\* Faster Interchange Only



Coupler



Nipple

### IRS Ball Valve NPT Thread Poppet Valve | Agriculture Push-Pull Sleeve

PART	BODY SIZE	PORT SIZE	THREAD TYPE	ORDER CODE	DESCRIPTION
<b>IRS BALL VALVE NPT THREAD</b>					
COUPLER	1/2	1/2	NPT	800301002	F. IRS 12A NPT



Coupler

### IR and IRV Accessories Coupler Dust Plug | Nipple Dust Cap

PART	ORDER CODE	DESCRIPTION	ORDER CODE	DESCRIPTION
<b>IR &amp; IRV COUPLER DUST PLUGS</b>				
1/4	815000000	CAP F. IR14/IR14V	815000001	CAP M. IR14/IR14V
3/8	815000002	CAP F. IR38/IR38V	815000003	CAP M. IR38/IR38V
1/2	815000004	CAP F. IR12/IRS12/F. BIR12	815000005	CAP M. IR1/M. BIR12
3/4	815000006	CAP F. IR34/IR34V	815000007	CAP M. IR34/IR34V
1	815000008	CAP F. IR100/IR100V	815000009	CAP M. IR100/IR100V
<b>IR &amp; IRV COUPLER DUST CAPS</b>				



Plug



Cap

POPPET INTERCHANGE COUPLERS



The I-IP Series is an extension of ISO A style couplings, popular worldwide for its versatile interchangeability. This ISO interchange coupler features a push-pull mounting feature and a nipple with a modular port design that allows for a range of port options.



### FEATURES

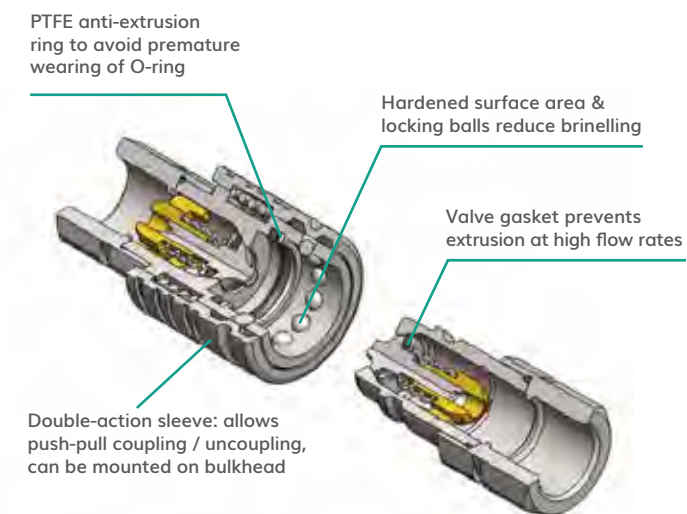
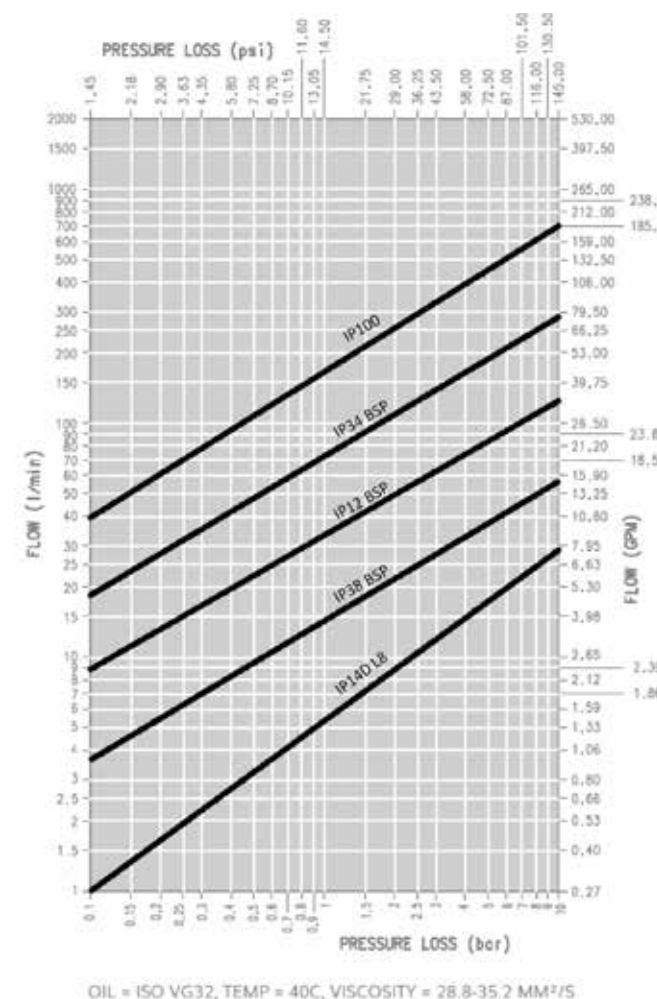
- Size range: 1/4" thru 1"
- Port options: NPT, SAE, BSP, DIN
- Interchanges with Faster CPV-CPN, Parker 4200
- Working pressure: 25-35 MPa/3571-5076 psi range
- Poppet valve shut-off system
- Push-pull mounting feature

### APPLICATIONS

- Anywhere automatic shut-off during disconnection is required
- Suitable for flexible hose connection
  - Agricultural equipment



### PRESSURE DROP



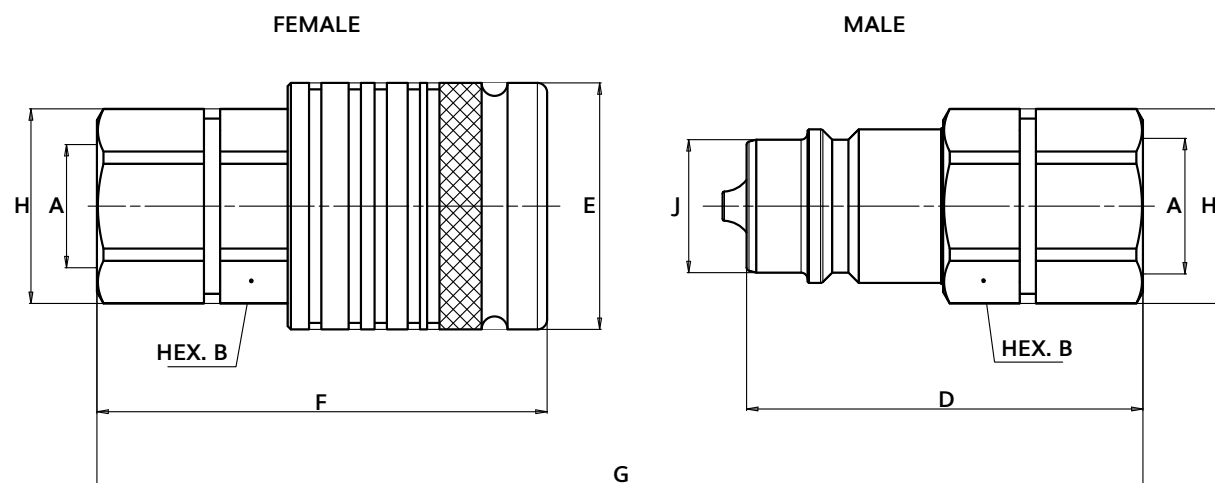
### PERFORMANCE

DESCRIPTION	SIZE	ISO SIZE	MAX. OPERATING PRESSURE COUPLED		SPILLAGE*
			MPa	psi	ml
I-IP14	1/4	-	35	5076	0.70
I-IP38	3/8	10.0	31.5	4568	1.20
I-IP12	1/2	12.5	25	3571	2.10
I-IP34	3/4	20.0	25	3571	5.20
I-IP100	1	25.0	25	3571	9

\* Spillage is an indicative value of the fluid loss per couple-uncouple cycle.



## SIZE DIAGRAM



DESCRIPTION	BODY SIZE	A	DIMENSION	B	D	E	F	H	I
IP 38/138	3/8	3/8	mm	22	48.3	32	66.5	24	24
			inch	0.87	1.9	1.26	2.62	0.94	0.94
IP 12/112	1/2	1/2	mm	27	61.1	38	69.4	30	30
			inch	1.06	2.41	1.5	2.73	1.18	1.18
IP 34/134	3/4	3/4	mm	36	61	46	88	40	40
			inch	1.42	2.4	1.81	3.46	1.57	1.57
IP 100/1100	1	1	mm	41	73	54	107	45	45
			inch	1.61	2.87	2.13	4.21	1.77	1.77

## I-IP Series BSP and NPT Thread Poppet Style Interchange Coupling

PART	BODY SIZE	PORT SIZE	THREAD TYPE	ORDER CODE	DESCRIPTION
<b>I-IP BSP &amp; NPT THREAD</b>					
COUPLER	3/8	1/4	BSP	809400008	F. IP 38 1/4 BSP
NIPPLE	3/8	1/4	BSP	809400009	M. I 38 1/4 BSP
COUPLER	3/8	3/8	BSP	809400010	F. IP 38 3/8 BSP
NIPPLE	3/8	3/8	BSP	809400011	M. I 38 3/8 BSP
COUPLER	3/8	3/8	MALE BSP	809400012	F. IP 38 3/8 BSP EST DIN3852
NIPPLE	3/8	3/8	MALE BSP	809400013	M. I 38 3/8 BSP EST DIN3852
COUPLER	1/2	1/2	BSP	809400000	F. IP 12 1/2 BSP
NIPPLE	1/2	1/2	BSP	809400001	M. I 12GS 1/2 BSP
COUPLER	1/2	1/2	MALE BSP	809400002	F. IP 12 1/2 BSP EST
NIPPLE	1/2	1/2	MALE BSP	809400003	M. I 12GS 1/2 BSP EST
COUPLER	1/2	3/8	BSP	809400004	F. IP 12 3/8 BSP
NIPPLE	1/2	3/8	BSP	809400005	M. I 12GS 3/8 BSP
NIPPLE	1/2	3/8	MALE BSP	809400007	M. I 12GS 3/8 BSP EST
COUPLER	1/2	1/2	NPT	809401000	F. IP 12 1/2 NPT
NIPPLE	1/2	1/2	NPT	809401001	M. I 12GS 1/2 NPT
COUPLER	3/4	3/4	BSP	809400014	F. I 34 3/4 BSP
NIPPLE	3/4	3/4	BSP	809400015	M. I 34 3/4 BSP
NIPPLE	3/4	3/4	NPT	809401003	M. I 34 3/4 NPT
COUPLER	1	3/4	BSP	809400016	F. IP 100 3/4 BSP
NIPPLE	1	3/4	BSP	809400017	M. I 100 3/4 BSP
COUPLER	1	1	BSP	809400018	F. IP 100 1 BSP
NIPPLE	1	1	BSP	809400019	M. I 100 1 BSP



Coupler



Nipple

POPPET INTERCHANGE  
COUPLERS



The SH Series H-IH Interchange Coupling features a simple-to-use, compact design constructed in carbon steel with zinc plating. The poppet valve with elastomer seal provides maximum sealing of the couplings when disconnected, to meet a variety of general purpose needs across various applications.



Protective Caps & Plugs – page 107

### FEATURES

**Size range:** 1/4" thru 2"  
**Port options:** NPT  
**Interchanges** with Snap-Tite H, Faster TNV, Dixon V  
**Working pressure:** 19-35 MPa/2755-5075 psi range

- Simple-to-use, compact design
- Machined components from high-strength steel
- PTFE anti-extrusion ring to protect seal components

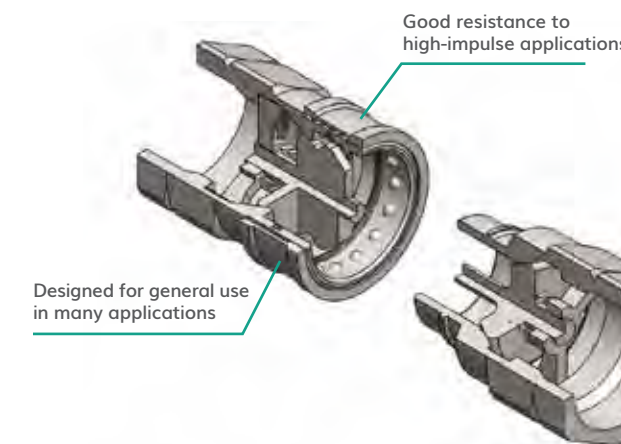
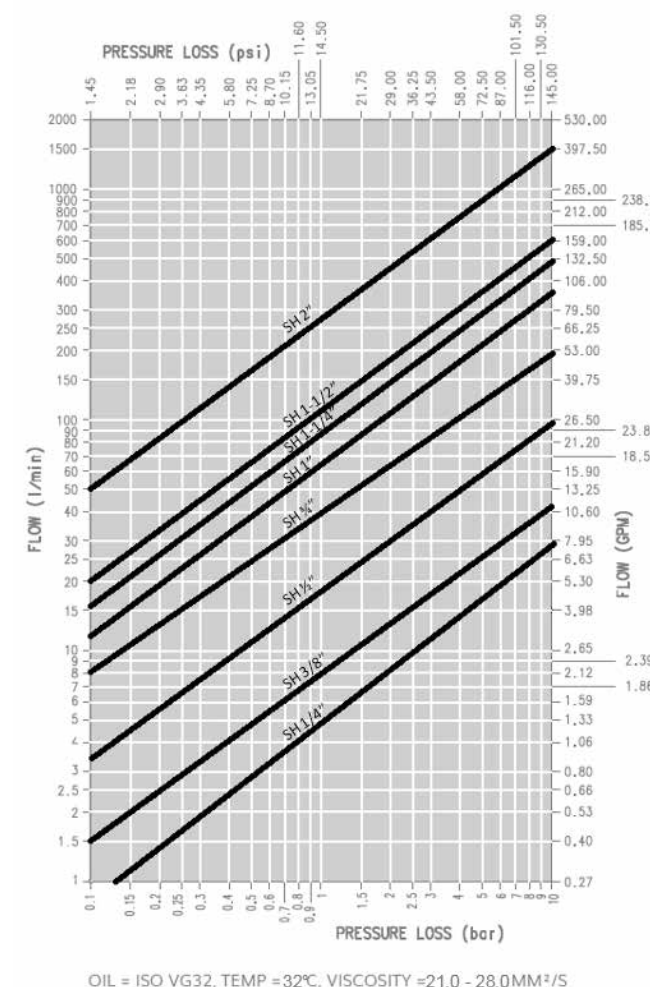
### APPLICATIONS

General-purpose coupler used across various applications

Anywhere high resistance to impulse pressures is needed



### PRESSURE DROP



### PERFORMANCE

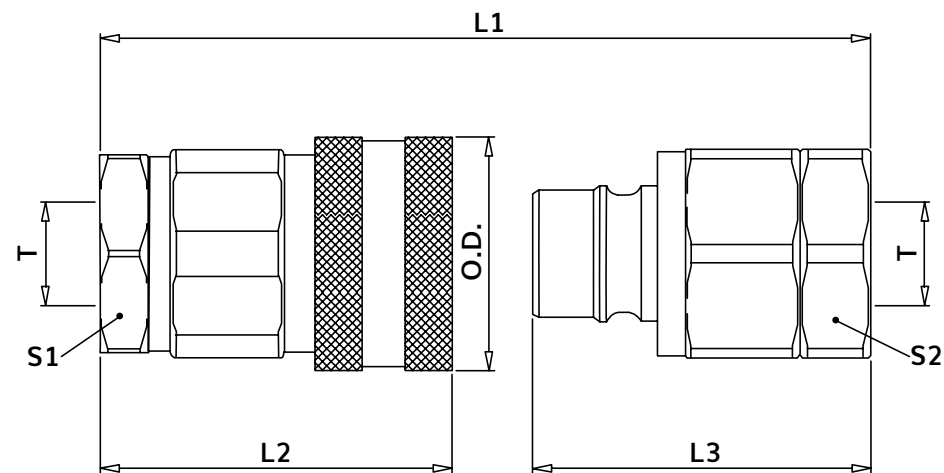
NOMINAL SIZE		MAX. OPERATING PRESSURE COUPLED MPa	RATED FLOW (L/M)	MALE		BURST PRESSURE FEMALE		COUPLED		FLUID SPILLAGE (cc)
SIZE	ISO			MPa	psi	MPa	psi	MPa	psi	
1/4	6.3	35	12	151	21895	176	25520	145	21025	0.5
3/8	10	35	23	147	21315	152	22040	159	23055	1.9
1/2	12.5	25	45	100	14500	146	21170	124	17980	2.7
3/4	20	25	106	90	13050	153	22185	104	15080	9.3
1	25	20	189	130	18850	96	13920	130	18850	16
1 1/4	31.5	20	288	114	16530	85	12325	109	15805	30
1 1/2	40	19	379	81	11745	79	11455	82	11890	54
2	50	19	757	65	9425	96	13920	110	15950	120

\* SS upon request.

POPPET INTERCHANGE COUPLERS



## SIZE DIAGRAM



BODY SIZE	ISO	L1	L2	L3	OD	S1	S2	T
1/4	6.3	70.3	44	41.3	24	22	22	1/4 NPT
3/8	10	78.5	49.4	47	27	26	26	3/8 NPT
1/2	12.5	87.3	53.5	51	34	30	30	1/2 NPT
3/4	20	104	63	62	42	38	38	3/4 NPT
1	25	112.5	68.3	66.8	50.5	48	48	1 NPT
1 1/4	31.5	156.5	91	88	56	50	50	1 1/4 NPT
1 1/2	40	148.2	90	85.6	70	64	64	1 1/2 NPT
2	50	171	105	99	90	89	89	2 NPT

## SH Series NPT Thread H-IH Interchange

PART	BODY SIZE	PORT SIZE	THREAD TYPE	ORDER CODE	DESCRIPTION
COUPLER	1/4	1/4	NPT	SH-04-04C-NPT	F. SH 1/4 NPT
NIPPLE	1/4	1/4	NPT	SH-04-04N-NPT	M. SH 1/4 NPT
COUPLER	3/8	3/8	NPT	SH-06-06C-NPT	F. SH 3/8 NPT
NIPPLE	3/8	3/8	NPT	SH-06-06N-NPT	M. SH 3/8 NPT
COUPLER	1/2	1/2	NPT	SH-08-08C-NPT	F. SH 1/2 NPT
NIPPLE	1/2	1/2	NPT	SH-08-08N-NPT	M. SH 1/2 NPT
COUPLER	3/4	3/4	NPT	SH-12-12C-NPT	F. SH 3/4 NPT
NIPPLE	3/4	3/4	NPT	SH-12-12N-NPT	M. SH 3/4 NPT
COUPLER	1	1	NPT	SH-16-16C-NPT	F. SH 1 NPT
NIPPLE	1	1	NPT	SH-16-16N-NPT	M. SH 1 NPT
COUPLER	1 1/4	1 1/4	NPT	SH-20-20C-NPT	F. SH 1 1/4 NPT
NIPPLE	1 1/4	1 1/4	NPT	SH-20-20N-NPT	M. SH 1 1/4 NPT
COUPLER	1 1/2	1 1/2	NPT	SH-24-24C-NPT	F. SH 1 1/2 NPT
NIPPLE	1 1/2	1 1/2	NPT	SH-24-24N-NPT	M. SH 1 1/2 NPT
COUPLER	2	2	NPT	SH-32-32C-NPT	F. SH 2 NPT
NIPPLE	2	2	NPT	SH-32-32N-NPT	M. SH 2 NPT



Coupler



Nipple

POPPET INTERCHANGE  
COUPLERS

## SH Series Accessories Coupler Dust Plug | Nipple Dust Cap

SIZE	ISO	ORDER CODE FEMALE DUST PLUG	ORDER CODE MALE DUST CAP	COLOR	MATERIAL
1/4	6.3	KSS-04F-PVC	KSS-04M-PVC	BLACK	PLASTIC
3/8	10	KSS-06F-PVC	KSS-06M-PVC	BLACK	PLASTIC
1/2	12.5	KSS-08F-PVC	KSS-08M-PVC	BLACK	PLASTIC
3/4	20	KSS-12F-PVC	KSS-12M-PVC	BLACK	PLASTIC
1	25	KSS-16F-PVC	KSS-16M-PVC	BLACK	PLASTIC



Plug



Cap

# IRC SERIES

POPPET INTERCHANGE COUPLERS Euro Poppet Interchange



The IRC Series Interchange Coupler, commonly referred to as a Nordic interchange, offers a safety sleeve to prevent accidental disconnection and a poppet valve with elastomer seal to provide maximum sealing of the couplings once disconnected. Standard poppet and pressure eliminator poppet available. Connection under residual pressure is allowed in male or female; counterpart side should be without pressure.



## FEATURES


**Size range:** 1/4" thru 1"  
**Port options:** NPT, BSP  
**Interchanges with Tema T**  
**Working pressure:** 33-60 MPa/4785-8700 psi range

- Compact design
- Internal parts designed to reduce turbulence and pressure drop
- Additional O-ring for extra sealing capacity and to contain spray

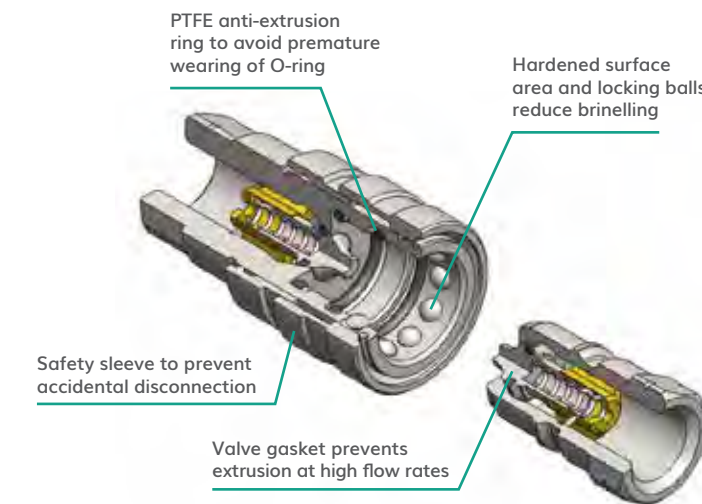
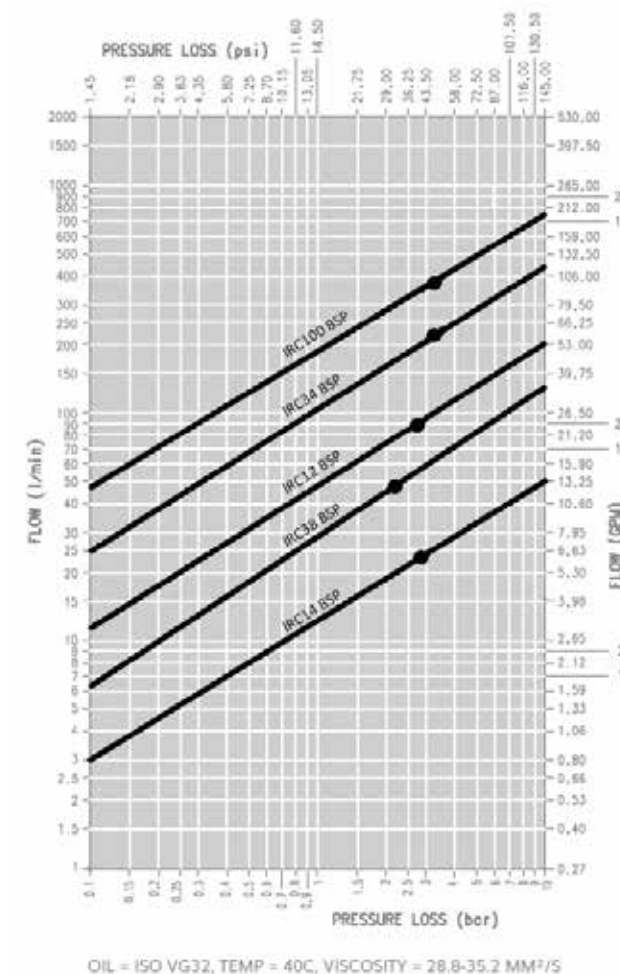
## APPLICATIONS

Anywhere requiring high resistance to pressure impulses

- Mobile machinery
- Chemical industries, industrial plants and material handling



## PRESSURE DROP



## PERFORMANCE

DESCRIPTION	NOMINAL SIZE	ISO SIZE	MAX. OPERATING PRESSURE COUPLED		COUPLED		BURST PRESSURE		FEMALE	
			MPa	psi	MPa	psi	MALE	psi	MPa	psi
IRC14	1/4	6.3	60	8700	180	26100	120	17400	120	17400
IRC38	3/8	10.0	46	6742.5	130	18850	110	15950	110	15950
IRC12	1/2	12.5	40	5800	110	15950	100	14500	100	14500
IRC34	3/4	20.0	33	5365	100	14500	80	11600	80	11600
IRC100	1	25.0	33	4785	100	14500	100	14500	100	14500

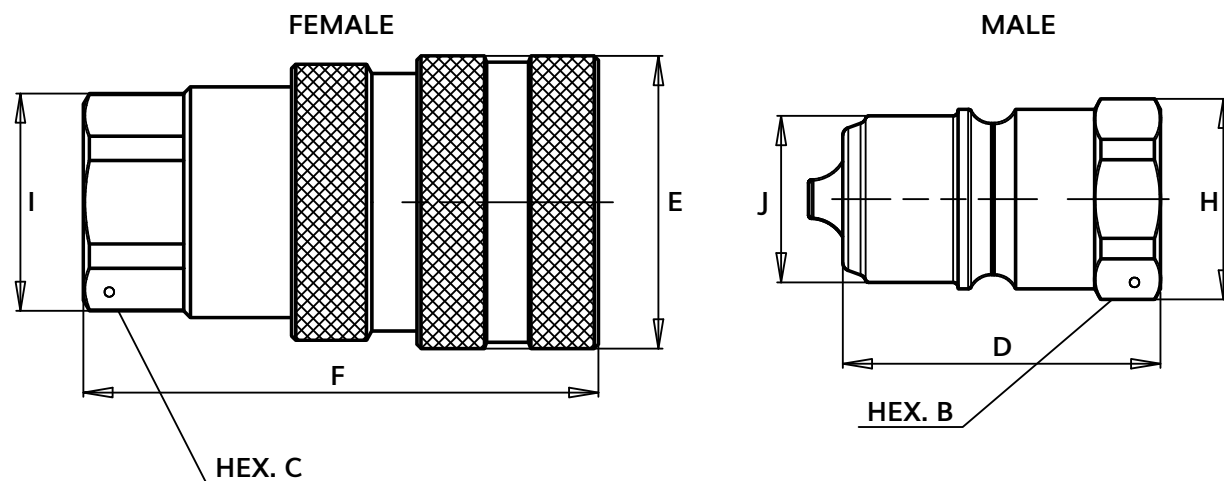
POPPET INTERCHANGE COUPLERS

# IRC SERIES

POPPET INTERCHANGE COUPLERS Euro Poppet Interchange



## SIZE DIAGRAM



DESCRIPTION	BODY SIZE											WEIGHT	
		A	B	C	D	E	F	G	H	I	J	MALE	FEMALE
IRC14 NPTF	6.3	1/4	19	21	48.2	26	60	81.7	21	23	11.95	51	145
IRC38 NPTF	10	3/8	22	24	38	35	61.6	76.4	24	26	19.9	57	222
IRC12 NPTF	12.5	1/2	27	30	42.5	41	67.6	85.2	29	33	24.7	99	327
IRC34 NPTF	20	3/4	36	38	47	52	76.2	94.6	39	41.6	32.7	189	575
IRC100 NPTF	25	1	45	45	56.5	62	92	113.4	48	48	40.9	352	971

## IRC NPT and BSP Thread Tema "T" Series | European Interchange

PART	BODY SIZE	PORT SIZE	THREAD TYPE	ORDER CODE	DESCRIPTION
<b>IRC NPT THREAD</b>					
COUPLER	1/4	1/4	NPT	807902000	F. IRC 14 NPTF
NIPPLE	1/4	1/4	NPT	807902001	M. IRC 14 NPTF
COUPLER	3/8	3/8	NPT	807902002	F. IRC 38 NPTF
NIPPLE	3/8	3/8	NPT	807902003	M. IRC 38 NPTF
COUPLER	1/2	1/2	NPT	807902004	F. IRC 12 NPTF
NIPPLE	1/2	1/2	NPT	807902005	M. IRC 12 NPTF
COUPLER	3/4	3/4	NPT	807902006	F. IRC 34 NPTF
NIPPLE	3/4	3/4	NPT	807902007	M. IRC 34 NPTF
COUPLER	1	1	NPT	807902008	F. IRC 100 NPTF
NIPPLE	1	1	NPT	807902009	M. IRC 100 NPTF
<b>IRH NPT THREAD - CONNECT UNDER PRESSURE VALVE</b>					
COUPLER	3/8	3/8	NPT	807902010	F. IRC 38PC NPTF
NIPPLE	3/8	3/8	NPT	807902011	M. IRC 38PC NPTF
COUPLER	1/2	1/2	NPT	807902012	F. IRC 12PC NPTF
NIPPLE	1/2	1/2	NPT	807902013	M. IRC 12PC NPTF
COUPLER	3/4	3/4	NPT	807902014	F. IRC 34PC NPTF
NIPPLE	3/4	3/4	NPT	807902015	M. IRC 34PC NPTF
COUPLER	1	1	NPT	807902016	F. IRC 100PC NPTF
NIPPLE	1	1	NPT	807902017	M. IRC 100PC NPTF
<b>IRH BSP THREAD</b>					
COUPLER	3/4	3/4	BSP	807900006	F. IRC 34 BSP
NIPPLE	3/4	3/4	BSP	807900007	M. IRC 34 BSP
COUPLER	1	1	BSP	807900008	F. IRC 100 BSP
NIPPLE	1	1	BSP	807900009	M. IRC 100 BSP
<b>IRH BSP THREAD - CONNECT UNDER PRESSURE VALVE</b>					
COUPLER	3/4	3/4	BSP	807900014	F. IRC 34PC BSP
NIPPLE	3/4	3/4	BSP	807900015	M. IRC 34PC BSP



Coupler



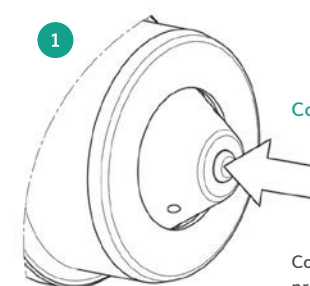
Nipple



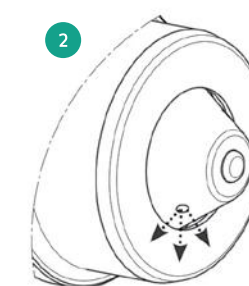
Nipple-PC

POPPET INTERCHANGE COUPLERS

## PC VERSION



Connection under residual pressure is allowed in the male or in the female coupler. Notice that the counterpart side should be drained and should use a standard poppet half.



The residual pressure is released by the small holes during connection



The VOF Series Threaded Poppet Couplers provide high resistance to pressure impulses in a compact design. The VOF's internal parts are designed to reduce turbulence and pressure drop, and its poppet valve with elastomer seal provides maximum sealing of the couplings when disconnected. A wrench flat on the bodies facilitates the fitting assembly, and the retainer is high resistance carbon steel.




Protective Caps & Plugs – page 115

### FEATURES

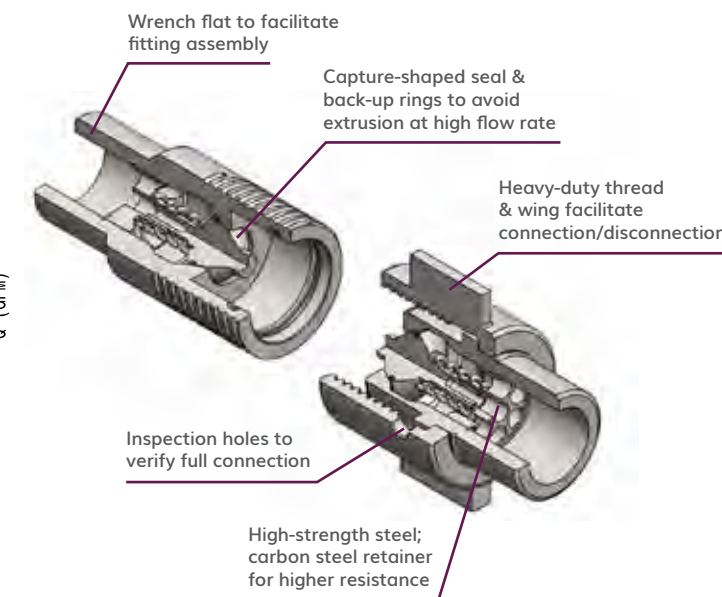
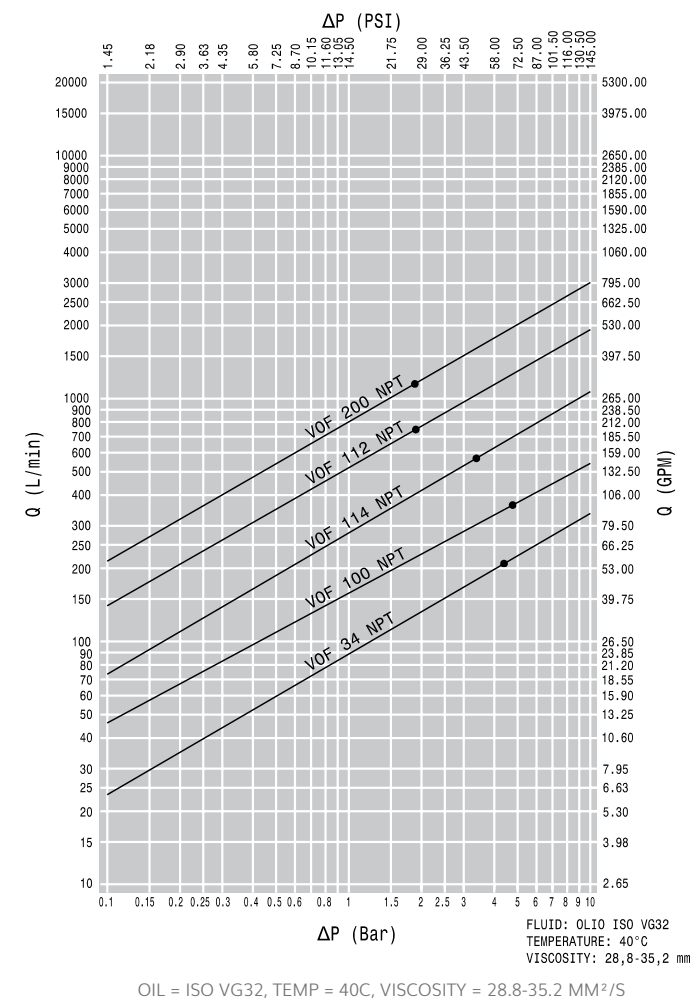
- Size range: 3/4" thru 2"
- Port options: NPT
- Interchanges with Hydraulics Inc 5TV, Snap-Tite 75, Dixon WS, Faster OGV
- Connection under residual pressure is allowed on one side
- Positive-stop valving prevents flow checking
- Large-diameter steel sleeves resist deformation for maximum life
- Inspection hole to visually confirm complete connection

### APPLICATIONS

- Excavators w/ auxiliary line for attachments: piling hammers and augers
- Oil & gas applications needing high resistance to pressure impulses, such as BOPs and top drives
- Suitable for open- or closed-center hydraulic systems



### PRESSURE DROP



### PERFORMANCE

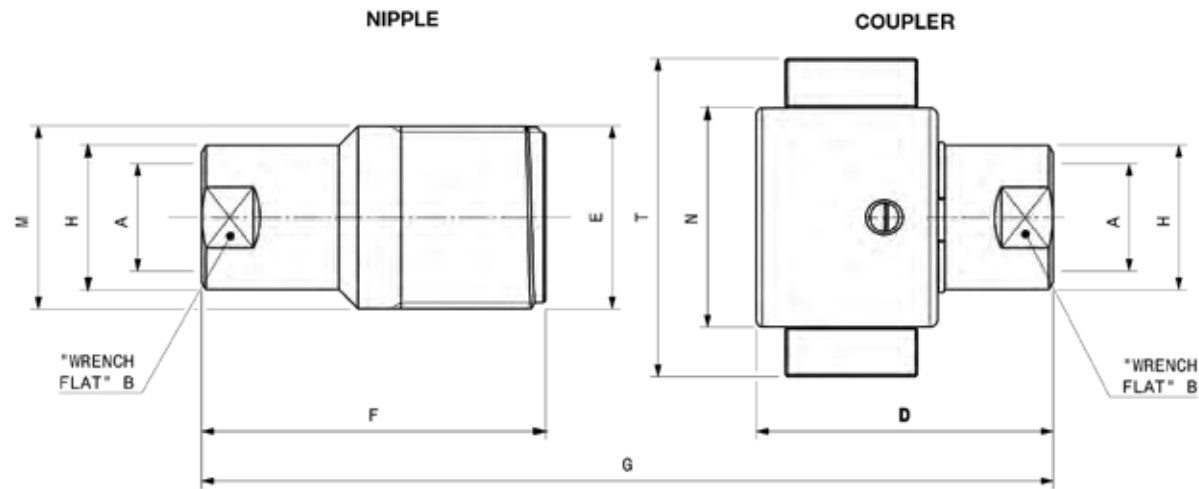
DESCRIPTION	SIZE	MAX. OPERATING PRESSURE COUPLED		COUPLED		BURST PRESSURE		FEMALE	SPILLAGE*	
		MPa	psi	MPa	psi	MALE	psi			
VOF 34	3/4	34.5	5000	137.9	20000	137.9	20000	100	14500	11.5
VOF 100	1	34.5	5000	137.9	20000	137.9	20000	100	14500	21.2
VOF 114	1 1/4	34.5	5000	137.9	20000	137.9	20000	100	14500	42.3
VOF 112	1 1/2	34.5	5000	137.9	20000	137.9	20000	82.8	12000	86.5
VOF 200	2	34.5	5000	137.9	14500	90	13050	75.9	11000	166

\* Spillage is an indicative value of the fluid loss per couple-uncouple cycle.

THREADED POPPET COUPLERS



### SIZE DIAGRAM

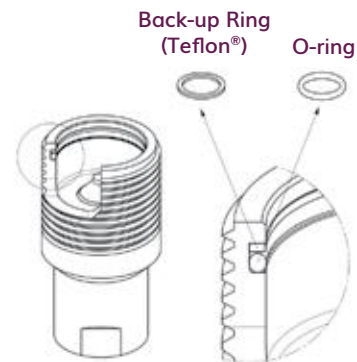


DESCRIPTION	BODY SIZE	A	UNIT	B	F	G	D	T	N	M	H	UNIT	WEIGHT	
													NIPPLE	COUPLER
VOF 34	3/4	3/4	mm	31.75	83.2	123.6	71.8	77	53	44.3	35	kg	0.477	0.61
			inch	1 1/4	3.28	4.87	2.83	3.03	2.09	1.74	1.38	lbs	1.052	1.345
VOF 100	1	1	mm	41.28	105.8	152.9	87.3	105	69	57.15	45	kg	1.189	1.375
			inch	1 5/8	4.17	6.02	3.44	4.13	2.72	2.25	1.77	lbs	2.621	3.031
VOF 114	1 1/4	1 1/4	mm	50.8	136.7	197.9	112.4	116	80	66.67	54.5	kg	1.951	2.273
			inch	2	5.38	7.79	4.43	4.57	3.15	2.62	2.15	lbs	4.301	5.011
VOF 112	1 1/2	1 1/2	mm	57.15	151.2	220.3	126.9	145	95	82.55	63.5	kg	3.223	3.841
			inch	2 1/4	5.95	8.67	5	5.71	3.74	3.25	2.5	lbs	7.105	8.468
VOF 200	2	2	mm	76.2	179	255.2	154.2	182.5	122.5	101.6	82.6	kg	6.042	8.103
			inch	3	7.05	10.05	6.07	7.19	4.82	4.00	3.25	lbs	13.32	17.864

### Spare Kit Seal for Nipple

BODY SIZE	DESCRIPTION	ORDER CODE
3/4	VOF 34 KIT	8155700956
1	VOF 100 KIT	8155700958
1 1/4	VOF 114 KIT	8155700960
1 1/2	VOF 112 KIT	8155701122
2	VOF 200 KIT	8155700964

O-ring in Nitrile  
Back-up in Teflon®



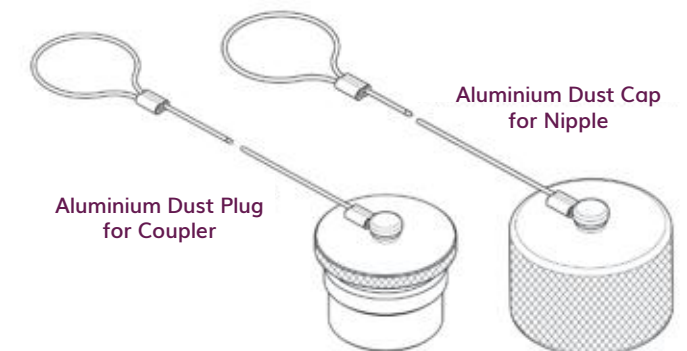
### VOF Interchange NPT Thread Threaded Poppet

PART	BODY SIZE	PORT SIZE	THREAD TYPE	ORDER CODE	DESCRIPTION
<b>VOF NPT THREAD</b>					
NIPPLE	3/4	3/4	NPT	811201002	M. VOF 34 NPT
COUPLER	3/4	3/4	NPT	811201003	F. VOF 34 NPT
NIPPLE	1	1	NPT	811201000	M. VOF 100 NPT
COUPLER	1	1	NPT	811201001	F. VOF 100 NPT
NIPPLE	1 1/4	1 1/4	NPT	811201004	M. VOF 114 NPT
COUPLER	1 1/4	1 1/4	NPT	811201005	F. VOF 114 NPT
NIPPLE	1 1/2	1 1/2	NPT	811201006	M. VOF 112 NPT
COUPLER	1 1/2	1 1/2	NPT	811201007	F. VOF 112 NPT
NIPPLE	2	2	NPT	811201008	M. VOF 200 NPT
COUPLER	2	2	NPT	811201009	F. VOF 200 NPT

### VOF Series Accessories Protective Caps and Plugs

BODY SIZE	ORDER CODE		MATERIAL / COLOR
	PLUG FOR COUPLER	CAP FOR NIPPLE	
3/4	815405013	815405012	ALUMINUM / NATURAL
1	815405011	815405010	ALUMINUM / NATURAL
1 1/4	815405015	815405014	ALUMINUM / NATURAL
1 1/2	815405017	815405016	ALUMINUM / NATURAL
2	815405019	815405018	ALUMINUM / NATURAL

Protective caps, which can increase the product life, are always recommended to protect the couplings from damage and dirt. This is particularly important in oil & gas and mobile applications, where exposure to weather and aggregate materials are common. The protective caps for VOF couplings are manufactured in aluminum (natural color).



THREADED POPPET COUPLERS



The VOFX Series Threaded Poppet Couplers provide high resistance to pressure impulses and are manufactured with corrosion-resistant 316 stainless steel, in a compact design. As with the VOF, the internal parts of the VOFX are designed to reduce turbulence and pressure drop, and its poppet valve with elastomer seal provides maximum sealing of the couplings when disconnected. A wrench flat on the bodies facilitates the fitting assembly.



Repair Kits – page 118

Protective Caps & Plugs – page 119

### FEATURES

Size range: 3/4" thru 2"


Port options: NPT

Interchanges with Snap-Tite 75, Dixon WS

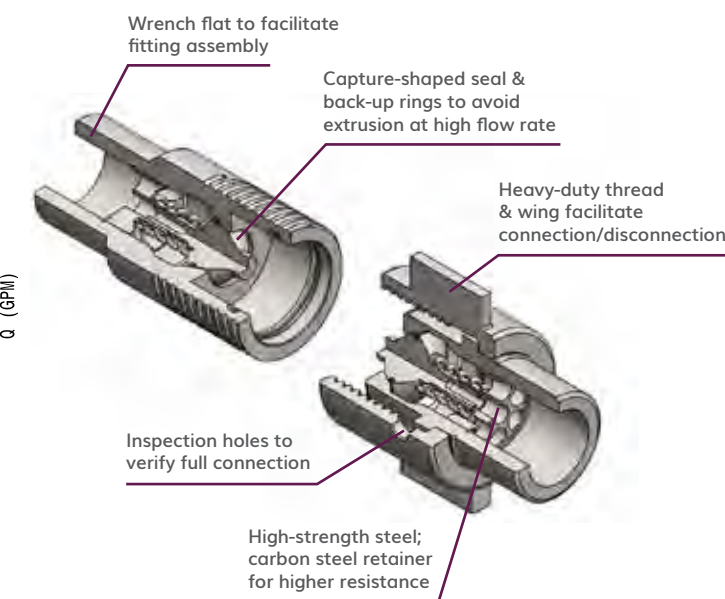
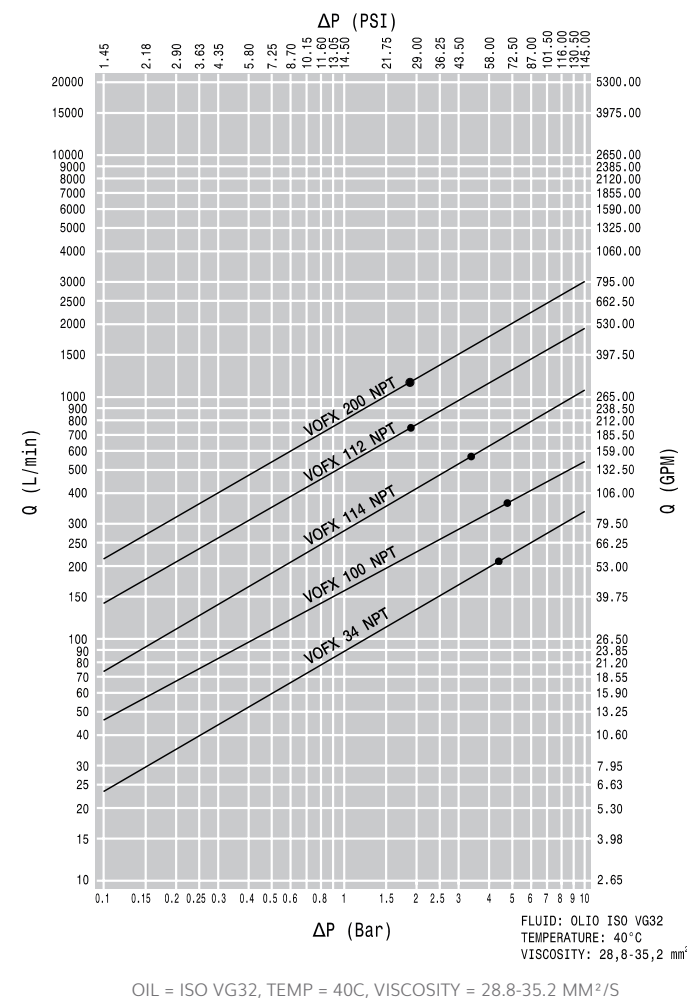
- 316 stainless steel material to resist corrosion
- Positive-stop valving prevents flow checking
- Large-diameter sleeves resist deformation for maximum life
- Inspection hole to visually confirm complete connection

### APPLICATIONS

- Oil & gas applications needing high resistance to pressure impulses, such as BOPs and top drives
- Suitable for open- or closed-center hydraulic system



### PRESSURE DROP



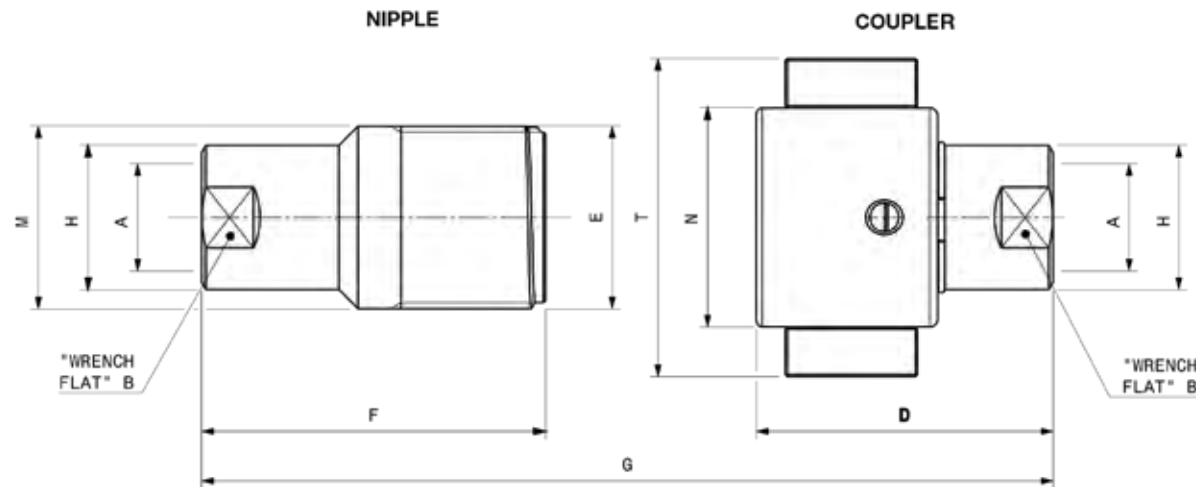
### PERFORMANCE

DESCRIPTION	SIZE	MAX. OPERATING PRESSURE COUPLED		COUPLED		BURST PRESSURE		FEMALE	SPILLAGE*	
		MPa	psi	MPa	psi	MALE	psi			
VOFX 34	3/4	20.7	3000	82.8	12000	62.1	9000	62.1	9000	11.5
VOFX 100	1	20.7	3000	82.8	12000	62.1	9000	62.1	9000	21.2
VOFX 114	1 1/4	20.7	3000	82.8	12000	62.1	9000	62.1	9000	42.3
VOFX 112	1 1/2	20.7	3000	82.8	12000	62.1	9000	62.1	9000	86.5
VOFX 200	2	20.7	3000	82.8	12000	62.1	9000	62.1	9000	166

\* Spillage is an indicative value of the fluid loss per couple-uncouple cycle.



### SIZE DIAGRAM

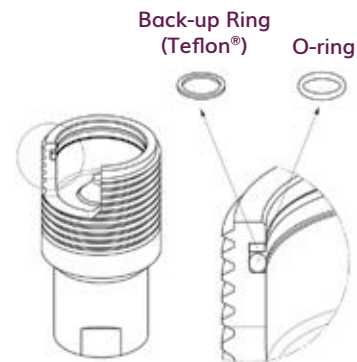


DESCRIPTION	BODY SIZE	A	UNIT	B	F	G	D	T	N	M	H	UNIT	WEIGHT	
													NIPPLE	COUPLER
VOFX 34	3/4	3/4	mm	31.75	83.2	123.6	71.8	77	53	44.3	35	kg	0.477	0.61
			inch	1 1/4	3.28	4.87	2.83	3.03	2.09	1.74	1.38	lbs	1.052	1.345
VOFX 100	1	1	mm	41.28	105.8	152.9	87.3	105	69	57.15	45	kg	1.189	1.375
			inch	1 5/8	4.17	6.02	3.44	4.13	2.72	2.25	1.77	lbs	2.621	3.031
VOFX 114	1 1/4	1 1/4	mm	50.8	136.7	197.9	112.4	116	80	66.67	54.5	kg	1.951	2.273
			inch	2	5.38	7.79	4.43	4.57	3.15	2.62	2.15	lbs	4.301	5.011
VOFX 112	1 1/2	1 1/2	mm	57.15	151.2	220.3	126.9	145	95	82.55	63.5	kg	3.223	3.841
			inch	2 1/4	5.95	8.67	5	5.71	3.74	3.25	2.5	lbs	7.105	8.468
VOFX 200	2	2	mm	76.2	179	255.2	154.2	182.5	122.5	101.6	82.6	kg	6.042	8.103
			inch	3	7.05	10.05	6.07	7.19	4.82	4.00	3.25	lbs	13.32	17.864

### Spare Kit Seal for Nipple

BODY SIZE	DESCRIPTION	ORDER CODE
3/4	VOFX 34 KIT	8155700956
1	VOFX 100 KIT	8155700958
1 1/4	VOFX 114 KIT	8155700960
1 1/2	VOFX 112 KIT	8155701122
2	VOFX 200 KIT	8155700964

O-ring in Nitrile  
Back-up in Teflon®



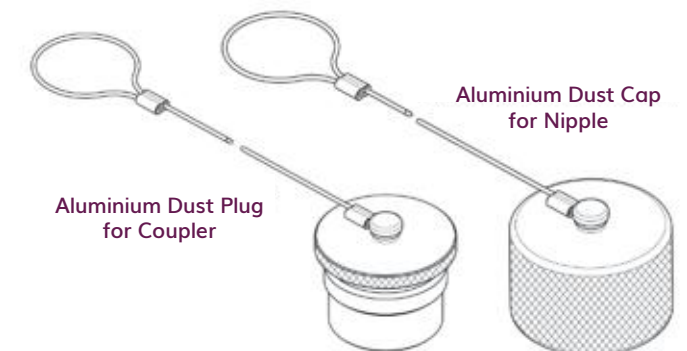
### VOFX Stainless Interchange NPT Thread Threaded Poppet

PART	BODY SIZE	PORT SIZE	THREAD TYPE	ORDER CODE	DESCRIPTION
<b>VOFX NPT THREAD</b>					
NIPPLE	3/4	3/4	NPT	811201050	M. VOFX 34 NPT
COUPLER	3/4	3/4	NPT	811201051	F. VOFX 34 NPT
NIPPLE	1	1	NPT	811201052	M. VOFX 100 NPT
COUPLER	1	1	NPT	811201053	F. VOFX 100 NPT
NIPPLE	1 1/4	1 1/4	NPT	811201054	M. VOFX 114 NPT
COUPLER	1 1/4	1 1/4	NPT	811201055	F. VOFX 114 NPT
NIPPLE	1 1/2	1 1/2	NPT	811201056	M. VOFX 112 NPT
COUPLER	1 1/2	1 1/2	NPT	811201057	F. VOFX 112 NPT
NIPPLE	2	2	NPT	811201058	M. VOFX 200 NPT
COUPLER	2	2	NPT	811201059	F. VOFX 200 NPT

### VOFX Series Accessories Protective Caps and Plugs

BODY SIZE	ORDER CODE		MATERIAL / COLOR
	PLUG FOR COUPLER	CAP FOR NIPPLE	
3/4	815405013	815405012	ALUMINUM / NATURAL
1	815405011	815405010	ALUMINUM / NATURAL
1 1/4	815405015	815405014	ALUMINUM / NATURAL
1 1/2	815405017	815405016	ALUMINUM / NATURAL
2	815405019	815405018	ALUMINUM / NATURAL

Protective caps, which can increase the product life, are always recommended to protect the couplings from damage and dirt. This is particularly important in oil & gas and mobile applications, where exposure to weather and aggregate materials are common. The protective caps for VOFX couplings are manufactured in aluminum (natural color). Upon request, caps can also be manufactured in a stainless steel version.



# WING STYLE SERIES THREADED POPPET COUPLERS

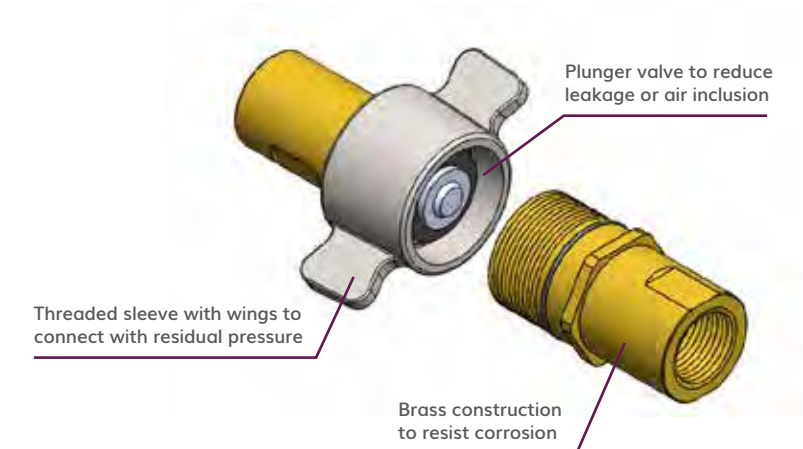
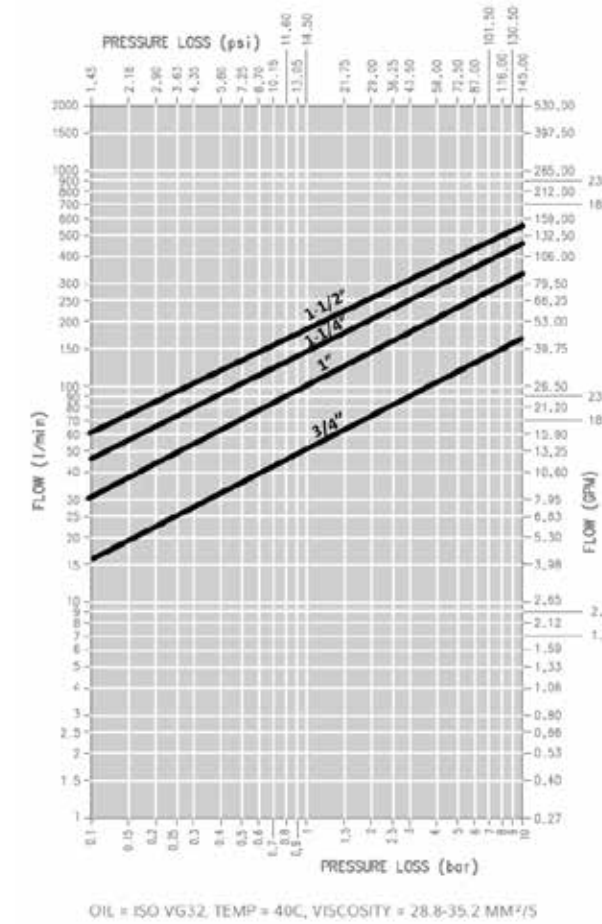


The Wing Style Series Rugged Wing Nut provides reliable service wherever a coupling is required to connect under pressure with minimum spillage and air inclusion.

Protective Caps – page 121



## PRESSURE DROP



NOMINAL SIZE	RATED FLOW AT 50 PSI PRESSURE DROP	BURST PRESSURE	MAX WORKING PRESSURE	
inch	gpm	psi	bar	psi
3/4	35	9000	207	3000
1	55	9000	207	3000
1 1/4	80	8250	190	2750
1 1/2	110	7500	172	2500


## FEATURES

- Size range: 3/4" thru 1 1/2"
- Port options: NPT
- Interchanges with Parker 6100, Aeroquip 5100
- Seals: Nitrile
- Coupler and nipple: brass material
- Wing: cast steel

- Threaded sleeve allows connection/disconnection under pressure

## APPLICATIONS

- Any instance requiring a connect-under-pressure coupling with minimum spillage and air inclusion
- Oil and gas, mobile construction, industrial



## W NPT Thread Wing Style Thread to Connect

PART	BODY SIZE	PORT SIZE	THREAD TYPE	ORDER CODE	DESCRIPTION
NIPPLE	3/4	5/8	JIC EXT.	100610010	N51WS-12-08 JIC
COUPLER	3/4	1/2	NPT	100610008	C51WS-12-08 NPT
NIPPLE	3/4	1/2	NPT	100610108	N51WS-12-08 NPT
COUPLER	3/4	3/4	NPT	100610012	C51WS-12-12 NPT
NIPPLE	3/4	3/4	NPT	100610112	N51WS-12-12 NPT
COUPLER	1	1	NPT	100610016	C51WS-16-16 NPT
NIPPLE	1	1	NPT	100610116	N51WS-16-16 NPT
COUPLER	1 1/4	1 1/4	NPT	100610020	C51WS-20-20 NPT
NIPPLE	1 1/4	1 1/4	NPT	100610120	N51WS-20-20 NPT
COUPLER	1 1/2	1 1/2	NPT	100610024	C51WS-24-24 NPT
NIPPLE	1 1/2	1 1/2	NPT	100610124	N51WS-24-24 NPT



## Wing Style Series Accessories Protective Caps

DESCRIPTION	ORDER CODE	CAP FOR COUPLER
F. CAP 6WDP-B	200610012	100610012
M. CAP W6DC-B	200610112	100610112
F. CAP 8WDP-B	200610016	100610016
M. CAP W8DC-B	200610116	100610116
F. CAP 10WDP-B	200610020	100610020
M. CAP W10DC-B	200610120	100610120
F. CAP 12WDP-B	200610024	100610024

THREADED POPPET COUPLERS

# VLS SERIES

## THREADED POPPET COUPLERS Heavy Duty Screw Coupler



The VLS Series Heavy-Duty Screw Coupler is a durable product using heavy-duty poppet style valves for the sealing mechanism and threads as the mechanical connection. The VLS series couplings feature a rugged design, making them particularly well-suited for heavy-duty service conditions, including construction equipment used in extreme off-highway conditions.



Aluminum Screw Caps – page 125

### FEATURES

Size range: 1/2" thru 1"

Port options: BSP, DIN

Screw-on system interchangeable with German market couplings

- Internal components designed to reduce turbulence and handle impulse applications
- Zinc plated steel coupling body with zinc plated hardened steel nipple
- Nitrile seals and Teflon anti-extrusion rings
- Inspection hole to visually confirm complete connection

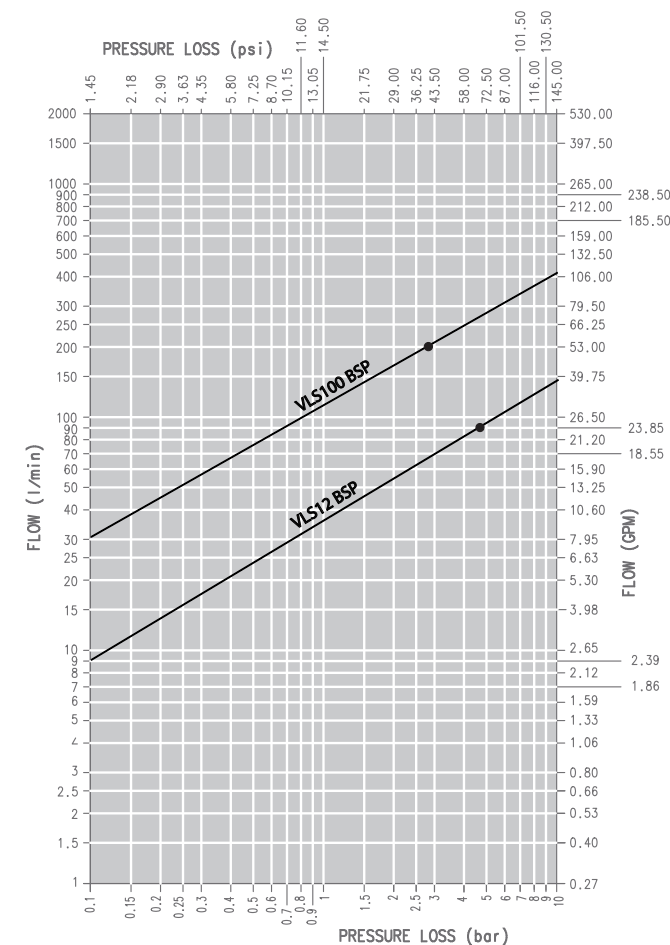
### APPLICATIONS

Particularly well-suited for heavy-duty service conditions

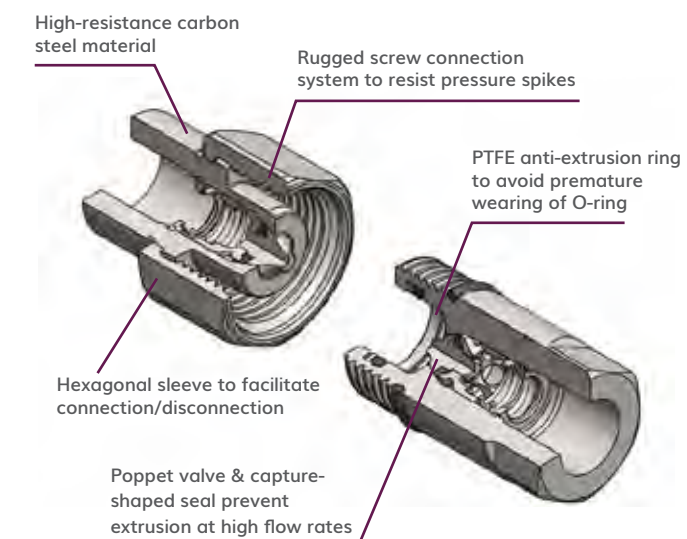
- Off-highway applications, especially in construction equipment under extreme conditions
- Wherever turbulence must be reduced and impulses must be managed



### PRESSURE DROP



OIL = ISO VG32, TEMP = 40C, VISCOSITY = 28.8-35.2 MM<sup>2</sup>/S



### PERFORMANCE

DESCRIPTION	MAX. OPERATING PRESSURE						BURST PRESSURE					
	COUPLED		MALE		FEMALE		COUPLED		MALE		FEMALE	
	MPa	psi	MPa	psi	MPa	psi	MPa	psi	MPa	psi	MPa	psi
VLS12	46.5	6743	46.5	6743	46.5	6743	200	29000	130	18850	170	24650
VLS100	46.5	6743	46.5	6743	46.5	6743	140	20300	140	20300	140	20300

DESCRIPTION	SIZE	RATED FLOW		MAX. FLOW SUGGESTED		CONNECT TORQUE*		DISCONNECT TORQUE*		SPILLAGE**
		L/min	GPM	L/min	GPM	NM	LBF FT	NM	LBF FT	
VLS12	1/2	45	11.93	90	23.85	3.2	2.36	3.2	2.36	2.5
VLS100	1	100	26.50	200	53.00	1.3	0.96	0.6	0.44	15

\* Connect torque and disconnect torque without residual pressure. Torque will increase with residual pressure.

\*\* Spillage is an indicative value of the fluid loss per couple-uncouple cycle without residual pressure.

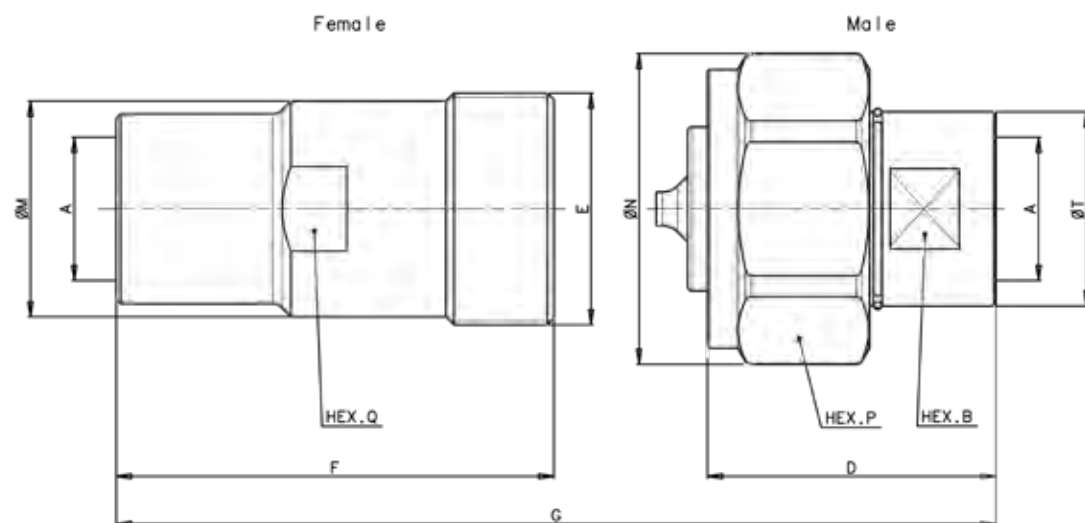
THREADED POPPET COUPLERS

# VLS SERIES

THREADED POPPET COUPLERS Heavy Duty Screw Coupler



## SIZE DIAGRAM



DESCRIPTION	BODY SIZE	ISO	A	E	UNIT	HEX B	D	F	G	M	N	HEX P	HEX Q	T
VLS 12 BSP	1/2	12,5	G 1/2'	35X2 SP	mm	27	50,3	62	92.6	35.5	45	41	32	29.8
					inch	1.06	1.98	2.44	3.65	1.40	1.77	1.61	1.26	1.17
VLS 100 BSP	1	25	G 1'	54X3 SP	mm	41	66.9	101.5	143	50	72	65	46	54
					inch	1.61	2.63	4.00	5.63	1.97	2.83	2.56	1.81	2.13

DESCRIPTION	UNIT	WEIGHT	
		MALE	FEMALE
VLS 12 BSP	kg	0.245	0.315
	lbs	0.111	0.143
VLS 100 BSP	kg	0.92	0.88
	lbs	0.417	0.399

DESCRIPTION	BODY SIZE	ISO	A	E	UNIT	HEX B	D	F	G	M	N	HEX P	HEX Q	T
VLS 12 M22X1.5 ISO	1/2	12.5	M22X1.5	35X2 SP	mm	27	50.3	62	92.6	35.5	45	41	32	29.8
					inch	1.06	1.98	2.44	3.65	1.40	1.77	1.61	1.26	1.17
VLS 100 M30X1.5 ISO	1	25	M30X1.5	54X3 SP	mm	41	66.9	101.5	143	50	72	65	46	54
					inch	1.61	2.63	4.00	5.63	1.97	2.83	2.56	1.81	2.13

DESCRIPTION	UNIT	WEIGHT	
		MALE	FEMALE
VLS 12 M22X1.5 ISO	kg	0.24	0.305
	lbs	0.109	0.138
VLS 100 M30X1.5 ISO	kg	0.94	0.9
	lbs	0.426	0.408

## VLS BSP and DIN Thread

PART	BODY SIZE	THREAD TYPE	THREAD SIZE	PORT SERIES	PORT THREAD	ORDER CODE	DESCRIPTION
<b>VLS BSP THREAD</b>							
COUPLER	1/2	BSP	1/2	FEMALE	1/2-14	809900004	F. VLS 12 BSP
NIPPLE	1/2	BSP	1/2	FEMALE	1/2-14	809900005	M. VLS 12 BSP
COUPLER	1	BSP	1	FEMALE	1-11	809900008	F. VLS 100 BSP
NIPPLE	1	BSP	1	FEMALE	1-11	809900009	M. VLS 100 BSP
<b>VLS DIN THREAD</b>							
COUPLER	1/2	DIN	M 22X1.5	FEMALE	-	809912004	F. VLS M22X1.5 ISO
NIPPLE	1/2	DIN	M 22X1.5	FEMALE	-	809912005	M. VLS M22X1.5 ISO
COUPLER	1	DIN	M 30X1.5	FEMALE	-	809912008	F. VLS 100 M30X1.5 ISO
NIPPLE	1	DIN	M 30X1.5	FEMALE	-	809912009	M. VLS 100 M30X1.5 ISO

## VLS Series Accessories Aluminum Screw Caps

DESCRIPTION	ORDER CODE	
	PLUG FOR FEMALE	CAP FOR MALE
VLS12	814906022	814906023
VLS100	814906024	814906025

THREADED POPPET COUPLERS

# VD SERIES

THREADED POPPET COUPLERS European Screw Coupler

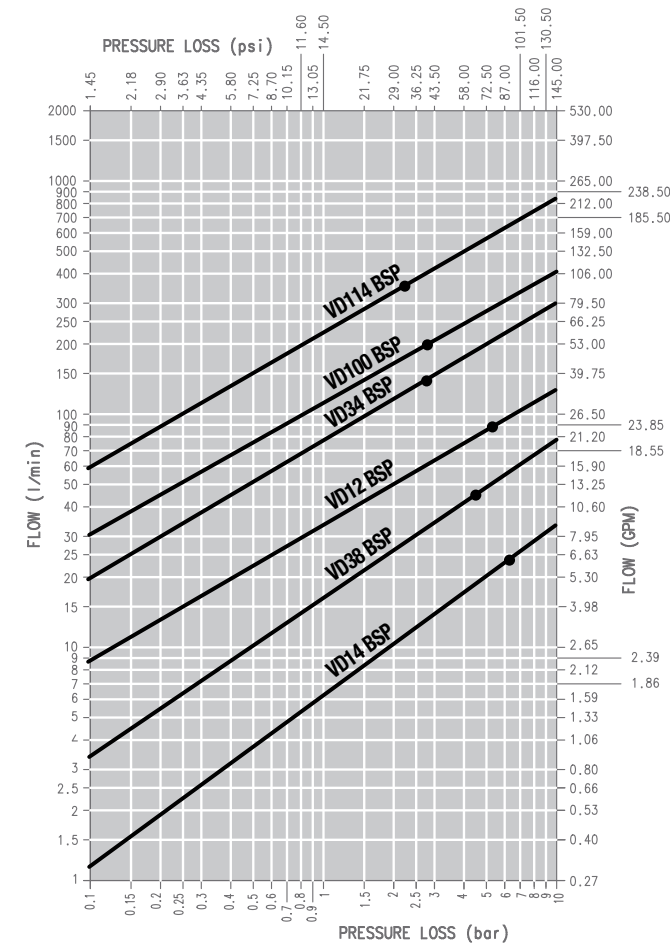


The VD Series European Screw Coupler uses a poppet style valve as the sealing mechanism and threads as the mechanical connection, to ensure connection under residual pressure. The highly versatile, rugged design with highly visible O-ring connected marker makes the VD series ideally suited for heavy-duty service conditions and hydraulic systems experiencing pressure spikes or impulses.

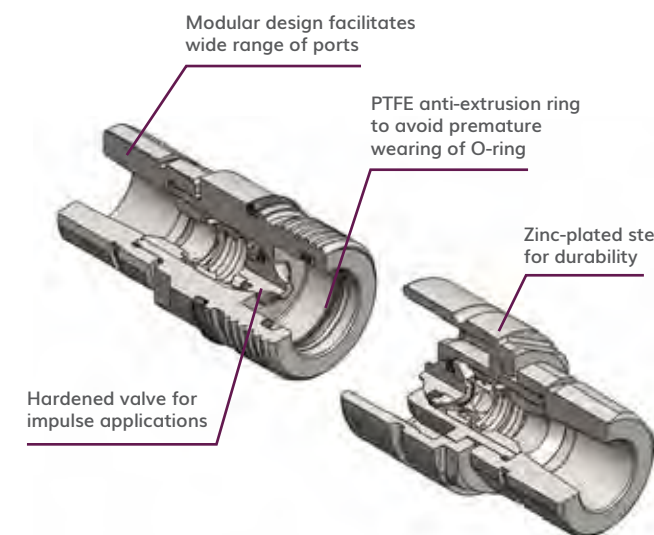


Protective Caps & Plugs – page 127

## PRESSURE DROP



OIL = ISO VG32, TEMP = 40C, VISCOSITY = 28.8-35.2 MM<sup>2</sup>/S



## FEATURES

Size range: 1/4" thru 1 1/4"  
 Port options: BSP, NPT, DIN  
 Interchangeable with German market couplings

- Hardened valve body for impulse applications and friction ring prevents accidental disconnection
- Internal components purposely designed to reduce turbulence
- Metal shoulder to protect the O-ring seal on female coupling

## APPLICATIONS

Ideally suited for hydraulic systems experiencing pressure spikes or impulses

- Serve variety of hydraulic needs in mobile crane, vibratory hammer, oil patch, and industrial plant applications
- Suited for heavy-duty service conditions



## PERFORMANCE

DESCRIPTION	SIZE	MAX. WORKING PRESSURE CONNECTED	
		MPa	psi
VD14	1/4	45	6527
VD38	3/8	45	6527
VD12	1/2	40	5801
VD34	3/4	40	5801
VD100	1	30	4351
VD114	1 1/4	30	4351

### VD Series Accessories Protective Caps and Plugs | Color Red

DESCRIPTION	SIZE	ORDER CODE	
		PLUG FOR FEMALE	CAP FOR MALE
VD14	1/4	814900000	814900001
VD38	3/8	814900002	814900003
VD12	1/2	814900004	814900005
VD34	3/4	814900006	814900007
VD100	1	814900008	814900009



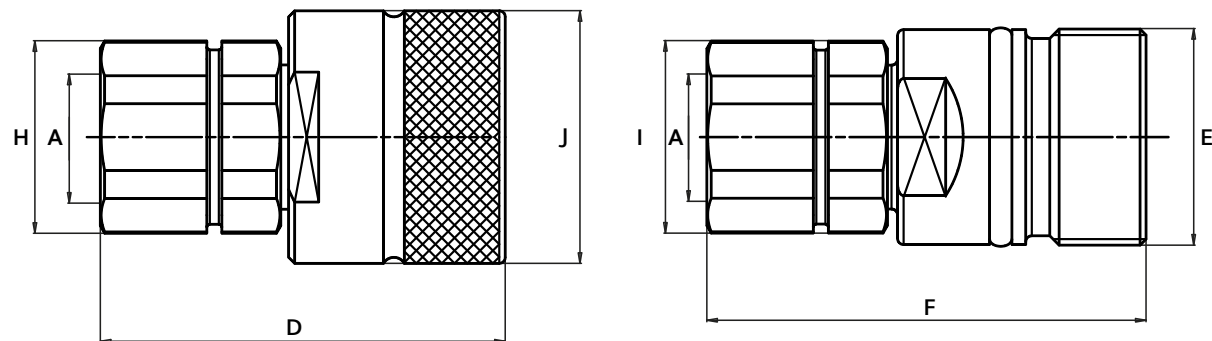
THREADED POPPET COUPLERS

# VD SERIES

THREADED POPPET COUPLERS European Screw Coupler



## SIZE DIAGRAM



DESCRIPTION	BODY SIZE	A	DIMENSION	D	E	F	H	I	J
VD38	3/8	3/8	mm	60.7	28	63.3	24	24	34
			inch	2.39	1.1	2.49	0.94	0.94	1.34
VD12	1/2	1/2	mm	67.3	36	73	32	32	42
			inch	2.65	1.42	2.87	1.26	1.26	1.65
VD34	3/4	3/4	mm	72.5	42	82	40	40	48
			inch	2.85	1.65	3.23	1.57	1.57	1.89
VD100	1	1	mm	82.5	48	99	45	45	55
			inch	3.25	1.89	3.9	1.77	1.77	2.17
VD114	1 1/4	1 1/4	mm	121	70	117.2	61	61	85 / 80*
			inch	4.76	2.76	4.61	2.40	2.40	3.35 / 3.15*

\* Hexagon Sleeve

## VD BSP Thread Screw Poppet Interchange

PART	BODY SIZE	THREAD TYPE	THREAD SIZE	PORT THREAD	ORDER CODE	DESCRIPTION
<b>VD BSP THREAD</b>						
COUPLER	3/8	BSP	1/4	1/4-9	809500008	F. VD38 1/4 BSP
NIPPLE	3/8	BSP	1/4	1/4-9	809500009	M. VD38 1/4 BSP
COUPLER	3/8	BSP	3/8	3/8-19	809500010	F. VD38 3/8 BSP
NIPPLE	3/8	BSP	3/8	3/8-19	809500011	M. VD38 3/8 BSP
COUPLER	3/8	BSP	3/8	3/8-19	809500012	F. VD38 3/8 BSP EST DIN3852-2-A
NIPPLE	3/8	BSP	3/8	3/8-19	809500013	M. VD38 3/8 BSP EST DIN3852-2-A
COUPLER	1/2	BSP	3/8	3/8-19	809500000	F. VD12 3/8 BSP
NIPPLE	1/2	BSP	3/8	3/8-19	809500001	M. VD12 3/8 BSP
COUPLER	1/2	BSP	1/2	1/2-4	809500002	F. VD12 1/2 BSP
NIPPLE	1/2	BSP	1/2	1/2-4	809500003	M. VD12 1/2 BSP
COUPLER	1/2	BSP	1/2	1/2-4	809500004	F. VD12 1/2 BSP EST
NIPPLE	1/2	BSP	1/2	1/2-4	809500005	M. VD12 1/2 BSP EST
COUPLER	3/4	BSP	1/2	1/2-4	809500014	F. VD34 1/2 BSP
NIPPLE	3/4	BSP	1/2	1/2-4	809500015	M. VD34 1/2 BSP
COUPLER	3/4	BSP	3/4	3/4-14	809500016	F. VD34 3/4 BSP
NIPPLE	3/4	BSP	3/4	3/4-14	809500017	M. VD34 3/4 BSP
COUPLER	1	BSP	3/4	3/4-14	809500018	F. VD100 3/4 BSP
NIPPLE	1	BSP	3/4	3/4-14	809500019	M. VD100 3/4 BSP
COUPLER	1	BSP	1	1-11	809500020	F. VD100 1 BSP
NIPPLE	1	BSP	1	1-11	809500021	M. VD100 1 BSP
COUPLER	1 1/4	BSP	1 1/4	1 1/4-11	809500022	F. VD114 1 1/4 BSP
NIPPLE	1 1/4	BSP	1 1/4	1 1/4-11	809500023	M. VD114 1 1/4 BSP

## VD NPT Thread Screw Poppet Interchange

PART	BODY SIZE	THREAD TYPE	THREAD SIZE	PORT THREAD	ORDER CODE	DESCRIPTION
<b>VD NPT THREAD</b>						
COUPLER	3/8	NPT	1/4	1/4-18	809501008	F. VD38 1/4 NPT
NIPPLE	3/8	NPT	1/4	1/4-18	809501009	M. VD38 1/4 NPT
COUPLER	3/8	NPT	3/8	3/8-18	809501010	F. VD38 3/8 NPT
NIPPLE	3/8	NPT	3/8	3/8-18	809501011	M. VD38 3/8 NPT
COUPLER	1/2	NPT	3/8	3/8-18	809501000	F. VD12 3/8 NPT
NIPPLE	1/2	NPT	3/8	3/8-18	809501001	M. VD12 3/8 NPT
COUPLER	1/2	NPT	1/2	1/2-14	809501002	F. VD12 1/2 NPT
NIPPLE	1/2	NPT	1/2	1/2-14	809501003	M. VD12 1/2 NPT
COUPLER	3/4	NPT	1/2	1/2-14	809501014	F. VD34 1/2 NPT
NIPPLE	3/4	NPT	1/2	1/2-14	809501015	M. VD34 1/2 NPT
COUPLER	3/4	NPT	3/4	3/4-14	809501016	F. VD34 3/4 NPT
NIPPLE	3/4	NPT	3/4	3/4-14	809501017	M. VD34 3/4 NPT
COUPLER	1	NPT	3/4	3/4-14	809501018	F. VD100 3/4 NPT
NIPPLE	1	NPT	3/4	3/4-14	809501019	M. VD100 3/4 NPT
COUPLER	1	NPT	1	1 11 1/2	809501020	F. VD100 1 NPT
NIPPLE	1	NPT	1	1 11 1/2	809501021	M. VD100 1 NPT
COUPLER	1 1/4	NPT	1 1/4	1 1/4-11 1/2	809501022	F. VD114 1 1/4 NPT
NIPPLE	1 1/4	NPT	1 1/4	1 1/4-11 1/2	809501023	M. VD114 1 1/4 NPT
COUPLER	1 1/4	NPT	1 1/2	1 1/2-11 1/2	809501024	F. VD114 1 1/2 NPT
NIPPLE	1 1/4	NPT	1 1/2	1 1/2-11 1/2	809501025	M. VD114 1 1/2 NPT



Coupler



Nipple

## VD DIN Thread SCHOTT (DIN Bulkhead) | Screw Poppet Interchange

PART	BODY SIZE	THREAD TYPE	PORT SERIES	TUBE OD	THREAD SIZE	ORDER CODE	DESCRIPTION
<b>VD DIN THREAD</b>							
COUPLER	1/2	DIN	FEMALE	22	M22X1.5	809512000	F. VD12 M22X1.5
NIPPLE	1/2	DIN	FEMALE	22	M22X1.5	809512001	M. VD12 M22X1.5
COUPLER	1/2	DIN	L	12	M 18X1.5	809508000	F. VD12 L12
NIPPLE	1/2	DIN	L	12	M 18X1.5	809508001	M. VD12 L12
COUPLER	1/2	DIN	L	15	M 22X1.5	809508004	F. VD12 L15
NIPPLE	1/2	DIN	L	15	M 22X1.5	809508005	M. VD12 L15
COUPLER	1/2	DIN	L	18	M 26X1.5	809508008	F. VD12 L18
NIPPLE	1/2	DIN	L	18	M 26X1.5	809508009	M. VD12 L18
COUPLER	1/2	DIN	L	12	M 18X1.5 SCHOTT	809510000	F. VD12 L12 SCHOTT
NIPPLE	1/2	DIN	L	12	M 18X1.5 SCHOTT	809510001	M. VD12 L12 SCHOTT
COUPLER	1/2	DIN	L	15	M 22X1.5 SCHOTT	809510004	F. VD12 L15 SCHOTT
NIPPLE	1/2	DIN	L	15	M 22X1.5 SCHOTT	809510005	M. VD12 L15 SCHOTT
COUPLER	3/4	DIN	S	16	M 24X1.5	809509014	F. VD34 S16
NIPPLE	3/4	DIN	S	16	M 24X1.5	809509015	M. VD34 S16
COUPLER	3/4	DIN	S	16	M 24X1.5 SCHOTT	809511014	F. VD34 S16 SCHOTT
COUPLER	3/4	DIN	S	20	M 30X1.5 SCHOTT	809511016	F. VD34 S20 SCHOTT
NIPPLE	3/4	DIN	S	20	M 30X1.5 SCHOTT	809511017	M. VD34 S20 SCHOTT
COUPLER	3/4	DIN	FEMALE	22	M 22X1.5	809512002	F. VD34 M22X1.5
NIPPLE	3/4	DIN	FEMALE	22	M 22X1.5	809512003	M. VD34 M22X1.5
COUPLER	1	DIN	S	20	M 30X2	809509018	F. VD100 S20
NIPPLE	1	DIN	S	20	M 30X2	809509019	M. VD100 S20
COUPLER	1	DIN	S	25	M 36X2	809509020	F. VD100 S25
NIPPLE	1	DIN	S	25	M 36X2	809509021	M. VD100 S25
COUPLER	1	DIN	S	30	M 42X2	809509022	F. VD100 S30
NIPPLE	1	DIN	S	30	M 42X2	809509023	M. VD100 S30
COUPLER	1	DIN	S	20	M 30X2 SCHOTT	809511018	F. VD100 S20 SCHOTT
NIPPLE	1	DIN	S	20	M 30X2 SCHOTT	809511019	M. VD100 S20 SCHOTT
COUPLER	1	DIN	S	25	M 36X2 SCHOTT	809511020	F. VD100 S25 SCHOTT
NIPPLE	1	DIN	S	25	M 36X2 SCHOTT	809511021	M. VD100 S25 SCHOTT
COUPLER	1	DIN	S	30	M 42X2 SCHOTT	809511022	F. VD100 S30 SCHOTT
NIPPLE	1	DIN	S	30	M 42X2 SCHOTT	809511023	M. VD100 S30 SCHOTT
COUPLER	1	DIN	S	38	M 52X2 SCHOTT	809511024	F. VD100 S38 SCHOTT
COUPLER	1 1/4	DIN	S	38	M 52X2	809509028	F. VD114 S38
NIPPLE	1 1/4	DIN	S	38	M 52X2	809509029	M. VD114 S38

THREADED POPPET COUPLERS

# VR SERIES

## THREADED POPPET COUPLERS German Screw Coupler



### The VR Series German Screw Coupler

uses a low leakage-style valve for the sealing mechanism and threads as the mechanical connection, to ensure connection with some residual pressure. The rugged design makes the VR particularly well-suited for heavy-duty service conditions and a variety of hydraulic applications, including the mobile construction and industrial fields.



Protective Caps & Plugs – page 135

### FEATURES

Size range: 3/8" thru 1 1/4"

Port options: BSP, DIN

Interchangeable with German market couplings

- Internal components purposely designed to reduce turbulence
- Friction ring prevents accidental disconnection
- Various seals and wide range of ports on request

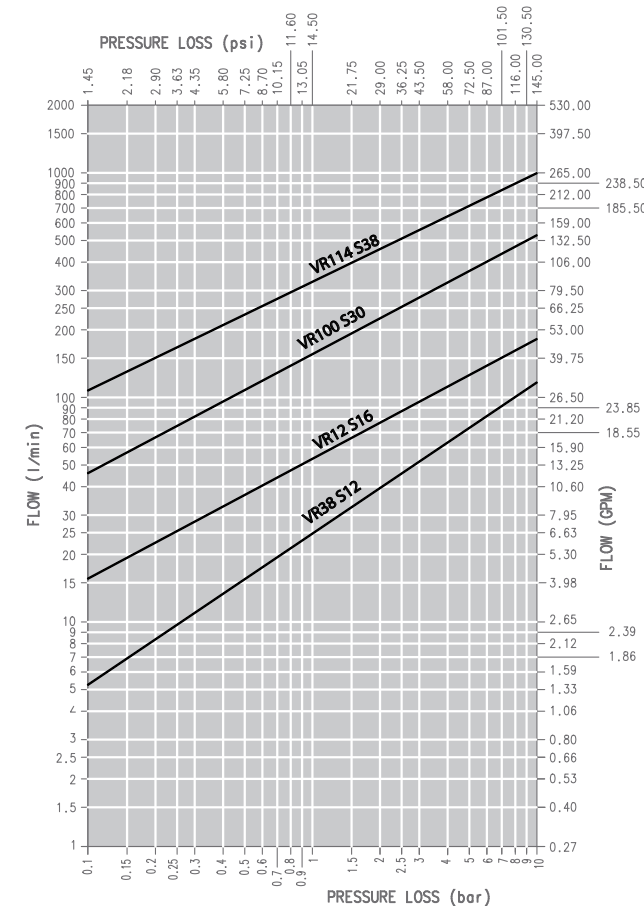
### APPLICATIONS

Particularly well-suited for heavy-duty service conditions

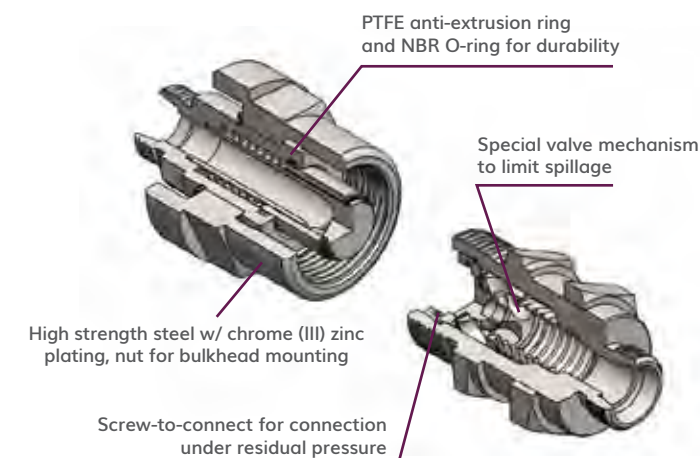
- Cover various fields of hydraulic applications
- Used in mobile cranes, trucks and industrial plant applications



### PRESSURE DROP



OIL = ISO VG32, TEMP = 40C, VISCOSITY = 28.8-35.2 MM<sup>2</sup>/S



### PERFORMANCE

DESCRIPTION	MAX. OPERATING PRESSURE						BURST PRESSURE					
	COUPLED		MALE		FEMALE		COUPLED		MALE		FEMALE	
	MPa	psi	MPa	psi	MPa	psi	MPa	psi	MPa	psi	MPa	psi
VR38	40	5800	20	2900	40	5800	200	29000	70	10150	100	14500
VR12	30	4350	17	2465	30	4350	200	29000	70	10150	100	14500
VR34	35	5075	20	2900	35	5075	150	21750	80	11600	100	14500
VR100	30	4350	20	2900	30	4350	120	17400	80	11600	120	17400
VR114	42	6090	42	6090	42	6090	120	17400	90	13050	100	14500

DESCRIPTION	SIZE	RATED FLOW		MAX. FLOW SUGGESTED		CONNECT TORQUE*		DISCONNECT TORQUE*		SPILLAGE**
		L/min	GPM	L/min	GPM	NM	LBF FT	NM	LBF FT	
VR38	3/8	23	6.10	46	12.19	2	1.47	1.8	1.33	0.012
VR12	1/2	45	11.93	90	23.85	1.3	0.96	0.7	0.52	0.02
VR34	3/4	106	28.10	212	56.20	2.2	1.62	1.7	1.25	0.4
VR100	1	189	50.11	378	100.21	4.3	3.17	2.5	1.84	1
VR114	1 1/4	288	76.35	576	152.7	6.0	4.42	4.0	2.95	1

\* Connect and disconnect torque without residual pressure. Torque will increase with residual pressure.

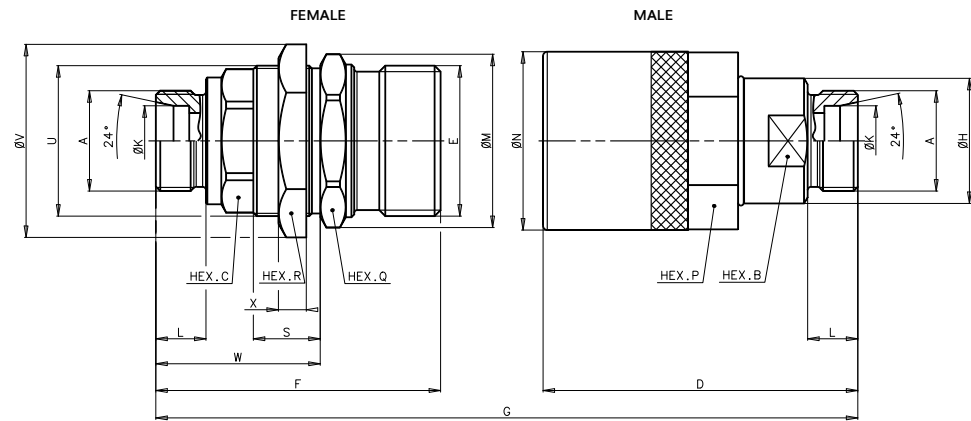
THREADED POPPET COUPLERS

# VR SERIES

THREADED POPPET COUPLERS German Screw Coupler



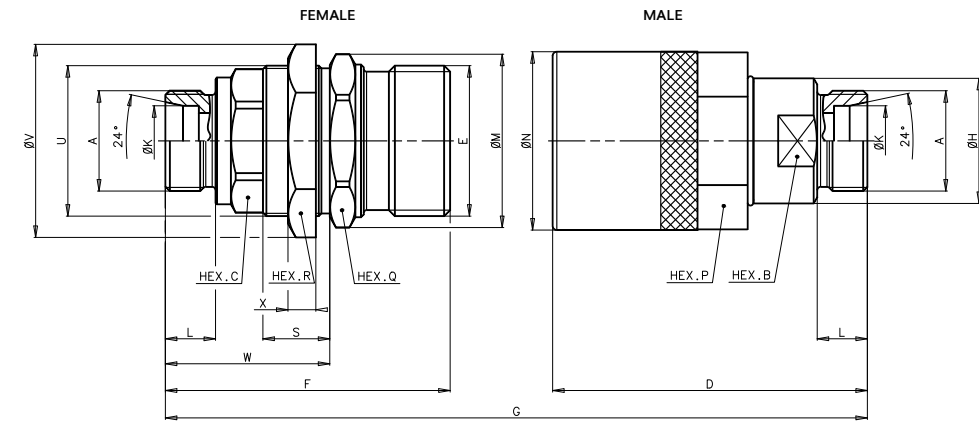
## SIZE DIAGRAM DIN THREAD (LIGHT)



DESCRIPTION	BODY SIZE	BG	A	E	U	UNIT	HEX B	HEX C	D	F	G	H	K
VR38 L10	3/8	2	M16X1.5	32X3 SP	M30X1	mm	22	-	61.6	60	107.5	25	10.2
						inch	0.87	-	2.43	2.36	4.23	0.98	0.40
VR38 L12	3/8	2	M18X1.5	32X3 SP	M30X1	mm	22	-	61.6	60	107.5	25	12.2
						inch	0.87	-	2.43	2.36	4.23	0.98	0.48
VR38 L15	3/8	2	M22X1.5	32X3 SP	M30X1	mm	22	-	62.6	61	109.5	25	15.2
						inch	0.87	-	2.46	2.40	4.31	0.98	0.60
VR12 L15	1/2	3	M22X1.5	36X3 SP	M36X1	mm	24	-	71.6	69.7	123.8	28	15.2
						inch	0.94	-	2.82	2.74	4.87	1.10	0.60
VR100 L18	1	6	M26X1.5	54X4 SP	M54X1.5	mm	41	46	107	96.2	174.5	44.9	18.2
						inch	1.61	1.81	4.21	3.79	6.87	1.77	0.72
VR100 L22	1	6	M30X2	54X4 SP	M54X1.5	mm	41	46	109	98.2	178.5	44.9	22.2
						inch	1.61	1.81	4.29	3.87	7.03	1.77	0.87
VR100 L28	1	6	M36X2	54X4 SP	M54X1.5	mm	41	46	109	98.2	178.5	44.9	28.2
						inch	1.61	1.81	4.29	3.87	7.03	1.77	1.11

DESCRIPTION	BODY SIZE	BG	L	M	N	HEX P	HEX Q	HEX R	S	V	W	X
VR38 L10	3/8	2	11	41.4	38.7	32	36	36	19	41.4	36	7
			0.43	1.63	1.52	1.26	1.42	1.52	1.26	1.42	1.42	1.42
VR38 L12	3/8	2	11	41.4	38.7	32	36	36	19	41.4	36	7
			0.43	1.63	1.52	1.26	1.42	1.52	1.26	1.42	1.42	1.42
VR38 L15	3/8	2	12	41.4	38.7	32	36	36	19	41.4	37	7
			0.47	1.63	1.52	1.26	1.42	1.52	1.26	1.42	1.42	1.42
VR12 L15	1/2	3	12	47.2	54	46	41	41	22.4	47.15	40.1	8
			0.47	1.86	2.13	1.81	1.61	2.13	1.81	1.61	1.61	0.88
VR100 L18	1	6	12	62.2	64	55	55	60	22.75	69	53	10
			0.47	2.45	2.52	2.17	2.17	2.52	2.17	2.17	2.36	0.90
VR100 L22	1	6	14	62.2	64	55	55	60	22.75	69	55	10
			0.55	2.45	2.52	2.17	2.17	2.52	2.17	2.17	2.36	0.90
VR100 L28	1	6	14	62.2	64	55	55	60	22.75	69	55	10
			0.55	2.45	2.52	2.17	2.17	2.52	2.17	2.17	2.36	0.90

## SIZE DIAGRAM DIN THREAD (HEAVY)



DESCRIPTION	BODY SIZE	BG	A	E	U	UNIT	HEX B	HEX C	D	F	G	H	K
VR38 S10	3/8	2	M18X1.5	32X3 SP	M30X1	mm	-	-	-	61	-	-	12
						inch	-	-	-	2.40	-	-	0.47
VR38 S12	3/8	2	M20X1.5	32X3 SP	M30X1	mm	22	-	62.6	61	109.5	25	12
						inch	0.87	-	2.46	2.40	4.31	0.98	0.47
VR38 S14	3/8	2	M22X1.5	32X3 SP	M30X1	mm	22	-	64.6	63	113.5	25	14
						inch	0.87	-	2.54	2.48	4.47	0.98	0.55
VR12 S16	1/2	3	M24X1.5	36X3 SP	M36X1	mm	24	-	73.6	71.7	127.8	28	14
						inch	0.94	-	2.90	2.82	5.03	1.10	0.55
VR100 S20	1	6	M30X2	54X4 SP	M54X1.5	mm	41	46	111	100.2	182.5	44.9	16
						inch	1.61	1.81	4.37	3.94	7.19	1.77	0.63
VR100 S25	1	6	M36X2	54X4 SP	M54X1.5	mm	41	46	113	102.2	186.5	44.9	18
						inch	1.61	1.81	4.45	4.02	7.34	1.77	0.71
VR100 S30	1	6	M42X2	54X4 SP	M54X1.5	mm	41	46	115	104.2	190.5	44.9	20
						inch	1.61	1.81	4.53	4.10	7.50	1.77	0.79
VR114 S38	1 1/4	8	M52X2	79X4 SP	M80X2	mm	55	55	136.4	129	-	60.8	22
						inch	2.17	2.17	5.37	5.08	8.86	2.39	0.87

DESCRIPTION	BODY SIZE	BG	L	M	N	HEX P	HEX Q	HEX R	S	V	W	X
VR38 S10	3/8	2	41.4	41.4	-	-	36	36	19	41.4	37	7
			1.63	1.63	-	-	1.42	1.42	0.75	1.63	1.46	0.28
VR38 S12	3/8	2	41.4	41.4	38.7	32	36	36	19	41.4	37	7
			1.63	1.63	1.52	1.26	1.42	1.42	0.75	1.63	1.46	0.28
VR38 S14	3/8	2	41.4	41.4	38.7	32	36	36	19	41.4	39	7
			1.63	1.63	1.52	1.26	1.42	1.42	0.75	1.63	1.54	0.28
VR12 S16	1/2	3	47.2	47.2	54	46	41	41	22.4	47.15	42.1	8
			1.86	1.86	2.13	1.81	1.61	1.61	0.88	1.86	1.66	0.31
VR100 S20	1	6	62.2	62.2	64	55	55	60	22.75	69	57	10
			2.45	2.45	2.52	2.17	2.17	2.36	0.90	2.72	2.24	0.39
VR100 S25	1	6	62.2	62.2	64	55	55	60	22.75	69	59	10
			2.45	2.45	2.52	2.17	2.17	2.36	0.90	2.72	2.32	0.39
VR100 S30	1	6	62.2	62.2	64	55	55	60	22.75	69	61	10
			2.45	2.45	2.52	2.17	2.17	2.36	0.90	2.72	2.40	0.39
VR114 S38	1 1/4	8	90	90	89.7	-	85	90.5*	35	100	71	14
			3.54	3.54	3.54	-	3.35	3.54*	1.38	3.94	2.76	0.55

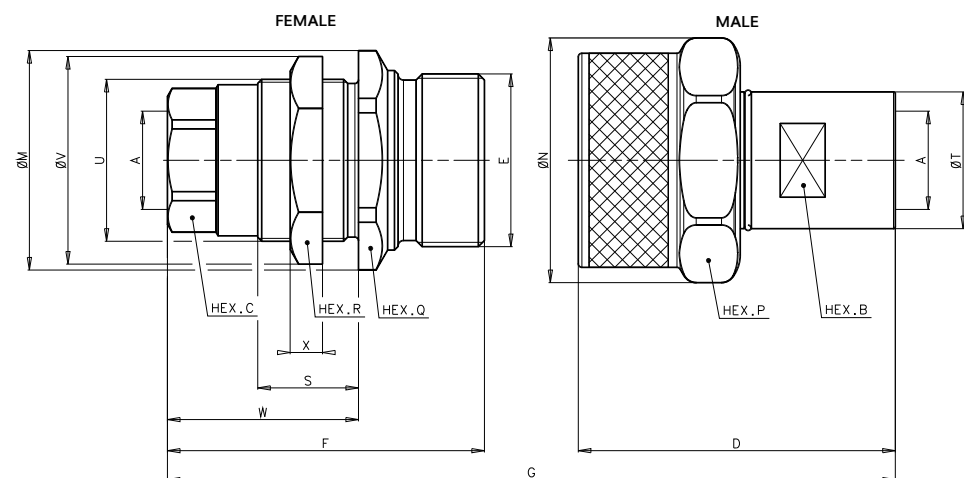
THREADED POPPET COUPLERS

# VR SERIES

THREADED POPPET COUPLERS German Screw Coupler



## SIZE DIAGRAM DIN THREAD (LIGHT)



DESCRIPTION	BODY SIZE	BG	A	E	U	UNIT	HEX B	HEX C	D	F	G	M
VR34 BSP	3/8	4	G 3/4"	M48X3 SP	M45X1.5	mm	32	36	88,1	88,1	152,1	61
						inch	1.26	1.42	3.47	3.47	5.99	2.40

DESCRIPTION	BODY SIZE	BG	A	N	HEX P	HEX Q	HEX R	S	T	V	W	X
VR34 BSP	3/8	4	G 3/4"	68	60	55	50	26.9	38	57.5	53.1	9
				2.68	2.36	2.17	1.97	1.06	1.50	2.26	2.09	0.35

## VR DIN Thread SCHOTT (DIN Bulkhead) | Screw Poppet Interchange

PART	BODY SIZE	THREAD TYPE	PORT SERIES	PORT THREAD	ORDER CODE	DESCRIPTION
COUPLER	3/8	DIN	L	M 16X1.5	809608002	F. VR38 L10
NIPPLE	3/8	DIN	L	M 16X1.5	809608003	M. VR38 L10
COUPLER	3/8	DIN	L	M 18X1.5	809608004	F. VR38 L12
NIPPLE	3/8	DIN	L	M 18X1.5	809608005	M. VR38 L12
COUPLER	3/8	DIN	L	M 22X1.5	809608006	F. VR38 L15
NIPPLE	3/8	DIN	L	M 22X1.5	809608007	M. VR38 L15
COUPLER	3/8	DIN	S	M 18X1.5	809609002	F. VR38 S10
COUPLER	3/8	DIN	S	M 20X1.5	809609004	F. VR38 S12
NIPPLE	3/8	DIN	S	M 20X1.5	809609005	M. VR38 S12
COUPLER	3/8	DIN	S	M 22X1.5	809609006	F. VR38 S14
NIPPLE	3/8	DIN	S	M 22X1.5	809609007	M. VR38 S14
COUPLER	3/8	DIN	S	M 24X1.5	809609016	F. VR38 S16
NIPPLE	3/8	DIN	S	M 24X1.5	809609017	M. VR38 S16
COUPLER	1/2	DIN	L	M 22X1.5	809608000	F. VR12 L15
NIPPLE	1/2	DIN	L	M 22X1.5	809608001	M. VR12 L15
COUPLER	1/2	DIN	S	M 24X1.5	809609000	F. VR12 S16
NIPPLE	1/2	DIN	S	M 24X1.5	809609001	M. VR12 S16
COUPLER	3/4	DIN	S	M 30X2	809609018	F. VR34 S20
NIPPLE	3/4	DIN	S	M 30X2	809609019	M. VR34 S20
COUPLER	1	DIN	L	M 26X1.5	809608008	F. VR100 L18
NIPPLE	1	DIN	L	M 26X1.5	809608009	M. VR100 L18
COUPLER	1	DIN	L	M 30X2	809608010	F. VR100 L22
NIPPLE	1	DIN	L	M 30X2	809608011	M. VR100 L22
COUPLER	1	DIN	L	M 36X2	809608012	F. VR100 L28
NIPPLE	1	DIN	L	M 36X2	809608013	M. VR100 L28
COUPLER	1	DIN	S	M 30X2	809609008	F. VR100 S20
NIPPLE	1	DIN	S	M 30X2	809609009	M. VR100 S20
COUPLER	1	DIN	S	M 36X2	809609010	F. VR100 S25
NIPPLE	1	DIN	S	M 36X2	809609011	M. VR100 S25
COUPLER	1	DIN	S	M 42X2	809609012	F. VR100 S30
NIPPLE	1	DIN	S	M 42X2	809609013	M. VR100 S30
COUPLER	1 1/4	DIN	S	M 52X2	809609014	F. VR114 S38
NIPPLE	1 1/4	DIN	S	M 52X2	809609015	M. VR114 S38



Coupler



Nipple

THREADED POPPET COUPLERS

## VR BSP Thread

PART	BODY SIZE	THREAD TYPE	PORT SERIES	PORT THREAD	ORDER CODE	DESCRIPTION
COUPLER	3/4	BSP	3/4	FEMALE	809600000	F. VR34 BSP
NIPPLE	3/4	BSP	3/4	FEMALE	809600001	M. VR34 BSP

## VR Series Accessories Protective Caps and Plugs

PART	BODY SIZE	ORDER CODE		MATERIAL
		PLUG FOR FEMALE	CAP FOR MALE	
VR38	3/8	814900012	814900013	PLASTIC - RED
VR12	1/2	814900014	814900015	ALUMINUM
VR34	3/4	814906016	814906017	ALUMINUM
VR100	1	814906018	814906019	ALUMINUM

# IVHP SERIES

HIGH PRESSURE 10,000 PSI Thread-To-Connect High Pressure Coupler



The IVHP Thread-To-Connect High Pressure Series Coupler features a threaded sleeve for connection/disconnection. Fabricated with hardened steel and nitrile seals, it offers higher burst pressure than competitors.

Metal & Plastic Caps – page 139



## FEATURES

Size range: 1/4" thru 3/8"  
 Port options: NPT  
 Interchanges with Enerpac/Hydraulic Jack, Parker 3000  
 Working pressure: 700 bar/10,000 psi

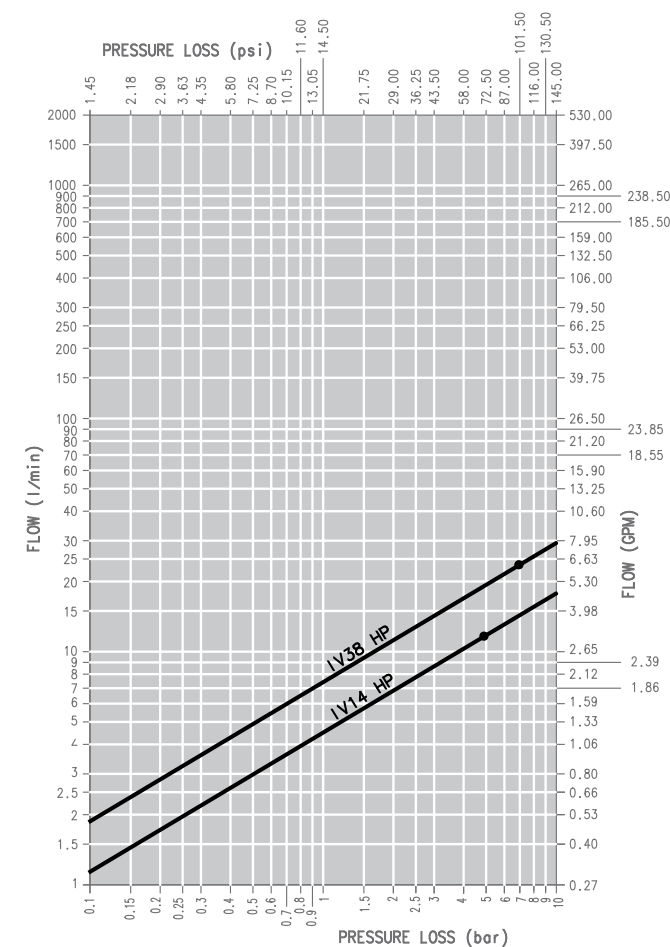
- Threaded sleeve for connection / disconnection

## APPLICATIONS

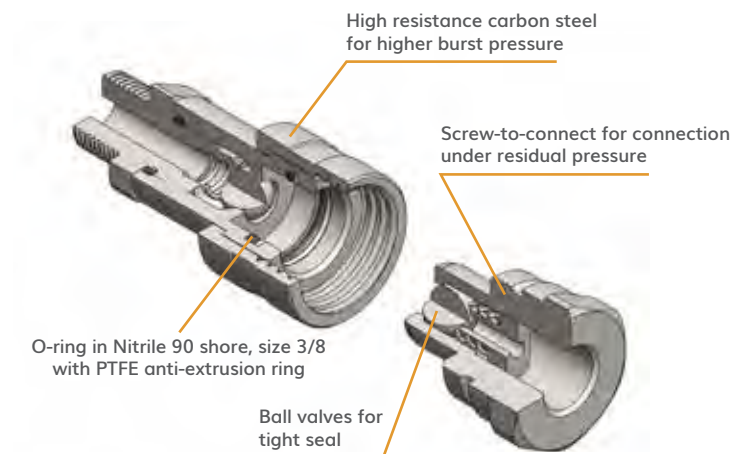
- Construction equipment
- Emergency cutting tools, hydraulic wrenches, tools



## PRESSURE DROP



OIL = ISO VG32, TEMP = 40C, VISCOSITY = 28.8-35.2 MM<sup>2</sup>/S



## PERFORMANCE

DESCRIPTION	NOMINAL SIZE		MAX OPERATING PRESSURE COUPLED		BURST PRESSURE COUPLED	
	inch	mm	psi	bar	psi	bar
IVHP 1/4	1/4	6.3	700	10,000	2500	35,714
IVHP 3/8	3/8	10.0	700	10,000	2350	33,570

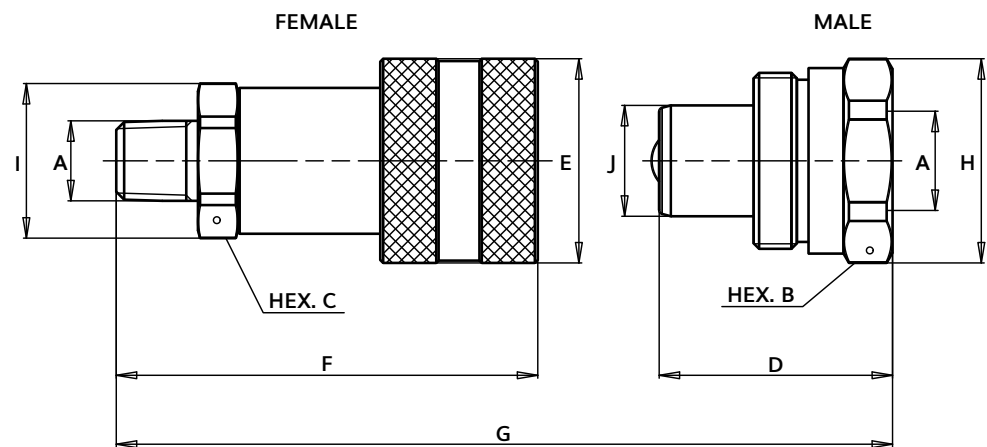
HIGH PRESSURE 10,000 PSI  
 HIGH PRESSURE 10,000 PSI

# IVHP SERIES

HIGH PRESSURE 10,000 PSI Thread-To-Connect High Pressure Coupler



## SIZE DIAGRAM



DESCRIPTION	BODY SIZE	UNIT	A	B	C	D	E	F	G	H	UNIT	WEIGHT
F-IV14HP	1/4	mm	28.0	20.5	98.0	24.0	-	-	-	-	kg	0.045
		inch	1.10	0.81	3.86	0.94	-	-	-	-	lb	0.10
M-IV14HP	1/4	mm	-	-	-	-	28.0	28.5	98.0	24.0	kg	0.040
		inch	-	-	-	-	1.10	1.12	3.86	0.94	lb	0.09
F-IV38HP	3/8	mm	35.0	23.5	110.0	24.0	-	-	-	-	kg	0.070
		inch	1.38	0.93	4.33	0.94	-	-	-	-	lb	0.15
M-IV38HP	3/8	mm	-	-	-	-	35.0	36.6	110.0	24.0	kg	0.095
		inch	-	-	-	-	1.38	1.44	4.33	0.94	lb	0.21

## IVHP 10,000 psi NPT Thread Thread-to-Connect High Pressure

PART	BODY SIZE	PORT SIZE	THREAD TYPE	ORDER CODE	DESCRIPTION
<b>IVHP NPT MALE &amp; FEMALE THREAD</b>					
COUPLER	1/4	1/4	NPT MALE	800201008	F. IVHP 1/4 NPT EXT
NIPPLE	1/4	1/4	NPT FEMALE	800201009	M. IVHP 1/4 NPT
COUPLER	3/8	3/8	NPT MALE	800201004	F. IVHP 3/8 NPT EXT
NIPPLE	3/8	3/8	NPT FEMALE	800201005	M. IVHP 3/8 NPT
NIPPLE	1/4	1/4	NPT MALE	800201010	M. IVHP 1/4 NPT
COUPLER	3/8	3/8	NPT FEMALE	800201014	F. IVHP 3/8 NPT

Size 3/8 available in 316SS upon request



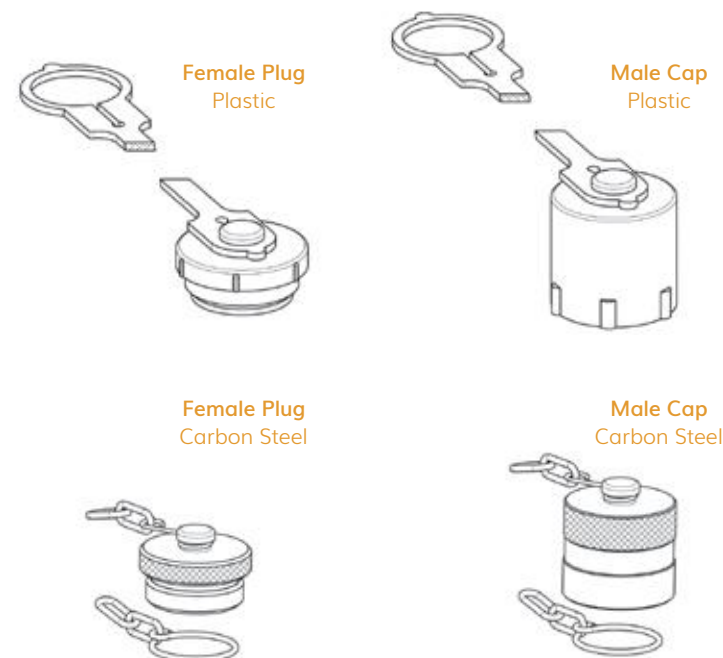
Coupler



Nipple

## IVHP Series Accessories Metal and Plastic Caps

DESCRIPTION	ORDER CODE
<b>IVHP METAL CAPS</b>	
CAP F. IV38HP	815605002
CAP M. IV38HP	815605003
CAP F. IV14HP	815605004
CAP M. IV14HP	815605005
<b>IVHP PLASTIC CAPS</b>	
CAP F. IV14HP BLACK PLASTIC	815603010
CAP M. IV14HP BLACK PLASTIC	815603011
CAP F. IV38HP BLACK PLASTIC	815603012
CAP M. IV38HP BLACK PLASTIC	815603013



HIGH PRESSURE  
10,000 PSI

# A-HP SERIES

HIGH PRESSURE 10,000 PSI Flat Face Coupler with Auto Lock Sleeve

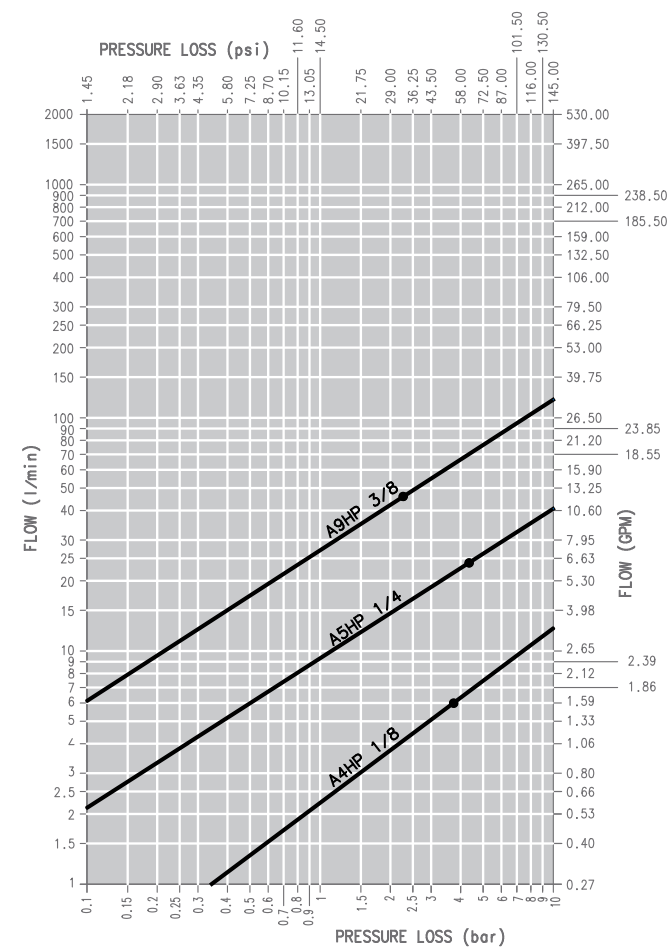


## The A-HP Flat Face High Pressure

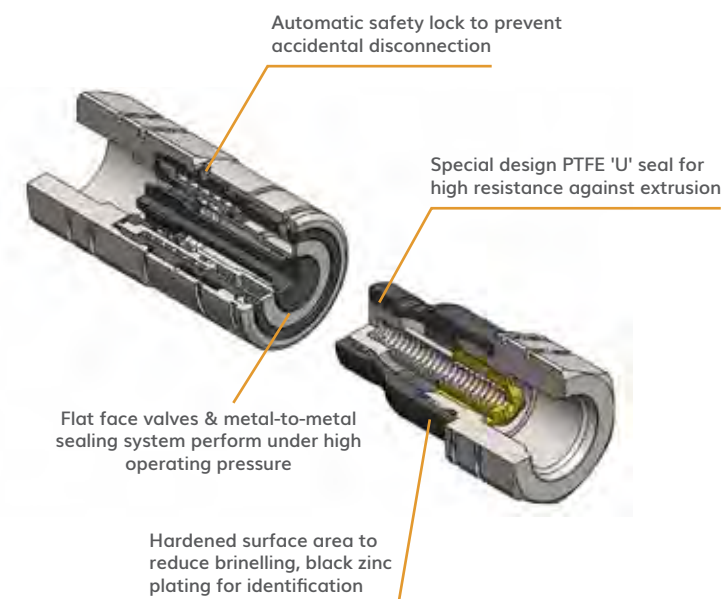
**Series Coupler** offers a simple yet highly effective, patented safety system to prevent accidental disconnection, making it the solution for high-pressure leak-free applications. This patented sleeve system automatically rotates the sleeve when connected, engaging the safety lock mechanism. To disconnect, the coupler sleeve must be turned and aligned between the release notch and locking pin.



## PRESSURE DROP



OIL = ISO VG32, TEMP = 40C, VISCOSITY = 28.8-35.2 MM<sup>2</sup>/S



## FEATURES

**Size range:** 1/8" thru 3/8"

**Port options:** NPT, BSP

**Working pressure:** 700-720 bar/10,000 psi

- Locking sleeve eliminates accidental disconnection
- Flat face design limits leakage and contamination of hydraulic circuit

## APPLICATIONS

- High-pressure, leak-free requirements
- Mobile construction
- Emergency cutting tools, hydraulic wrenches, tools
- Industrial machinery



## PERFORMANCE

DESCRIPTION	SIZE	MAX. OPERATING PRESSURE COUPLED		COUPLED		BURST PRESSURE MALE		BURST PRESSURE FEMALE		SPILLAGE*
		MPa	psi	MPa	psi	MPa	psi	MPa	psi	
A4HP	1/8	72	10440	160	23200	160	23200	160	23200	0.040
A5HP	1/4	72	10440	200	29000	200	29000	150	21750	0.020
A9HP	3/8	72	10440	180	26100	200	29000	125	18125	0.020

\* Spillage is an indicative value of the fluid loss per couple-uncouple cycle.

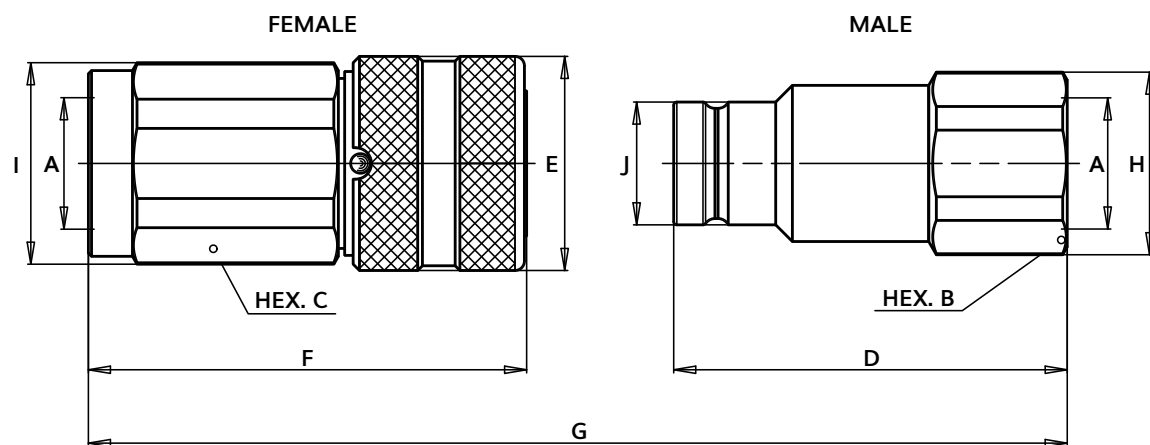
HIGH PRESSURE  
10,000 PSI

# A-HP SERIES

HIGH PRESSURE 10,000 PSI Flat Face Coupler with Auto Lock Sleeve



## SIZE DIAGRAM



## A-HP NPT Thread

PART	BODY SIZE	PORT SIZE	THREAD TYPE	ORDER CODE	DESCRIPTION
COUPLER	1/8	1/8	FEMALE NPT	801601014	F. A4 HP 1/8 NPT
NIPPLE	1/8	1/8	FEMALE NPT	801601015	M. A4 HP 1/8 NPT
COUPLER	1/4	1/4	FEMALE NPT	801601004	F. A5 HP 1/4 NPT
NIPPLE	1/4	1/4	FEMALE NPT	801601005	M. A5 HP 1/4 NPT
COUPLER	1/4	3/8	FEMALE NPT	801601008	F. A5 HP 3/8 NPT
NIPPLE	1/4	3/8	FEMALE NPT	801601009	M. A5 HP 3/8 NPT
COUPLER	3/8	3/8	FEMALE NPT	801601010	F. A9 HP 3/8 NPT
NIPPLE	3/8	3/8	FEMALE NPT	801601011	M. A9 HP 3/8 NPT
COUPLER	3/8	1/2	FEMALE NPT	801601012	F. A9 HP 1/2 NPT
NIPPLE	3/8	1/2	FEMALE NPT	801601013	M. A9 HP 1/2 NPT
COUPLER	1/4	1/8	MALE NPT	801601016	F. A5HP 1/8 NPT EXT
COUPLER	1/4	1/4	MALE NPT	801601018	F. A5HP 1/4 NPT EXT
NIPPLE	1/4	1/4	MALE NPT	801601019	M. A5HP 1/4 NPT EXT



Coupler



Nipple

DESCRIPTION	BODY SIZE	A	UNIT	B	C	D	E	F	G	H	I	J	UNIT	WEIGHT	
														MALE	FEMALE
A4HP	1/8	1/8	mm	17.0	17.0	36.2	22.0	44.0	72.3	18.5	21.8	12.0	kg	0.041	0.090
			inch	0.67	0.67	1.43	0.87	1.73	2.85	0.73	0.86	0.47	lb	0.09	0.20
A5HP	1/4	1/4	mm	22.0	22.0	47.9	29.0	58.0	94.9	23.8	29.0	16.5	kg	0.090	0.205
			inch	0.87	0.87	1.89	1.14	2.28	3.74	0.94	1.14	0.65	lb	0.20	0.45
A5HP	1/4	3/8	mm	24.0	24.0	54.9	29.0	60.0	103.9	26.0	29.0	16.5	kg	0.107	0.209
			inch	0.94	0.94	2.16	1.14	2.36	4.09	1.02	1.14	0.65	lb	0.24	0.46
A9HP	3/8	3/8	mm	27.0	30.0	60.0	34.0	64.6	108.8	29.0	32.0	19.5	kg	0.153	0.322
			inch	1.06	1.18	2.36	1.34	2.54	4.28	1.14	1.26	0.77	lb	0.34	0.71
A9HP	3/8	1/2	mm	27.0	30.0	62.5	34.0	69.6	116.3	29.0	32.0	19.5	kg	0.144	0.308
			inch	1.06	1.18	2.46	1.34	2.74	4.58	1.14	1.26	0.77	lb	0.32	0.68

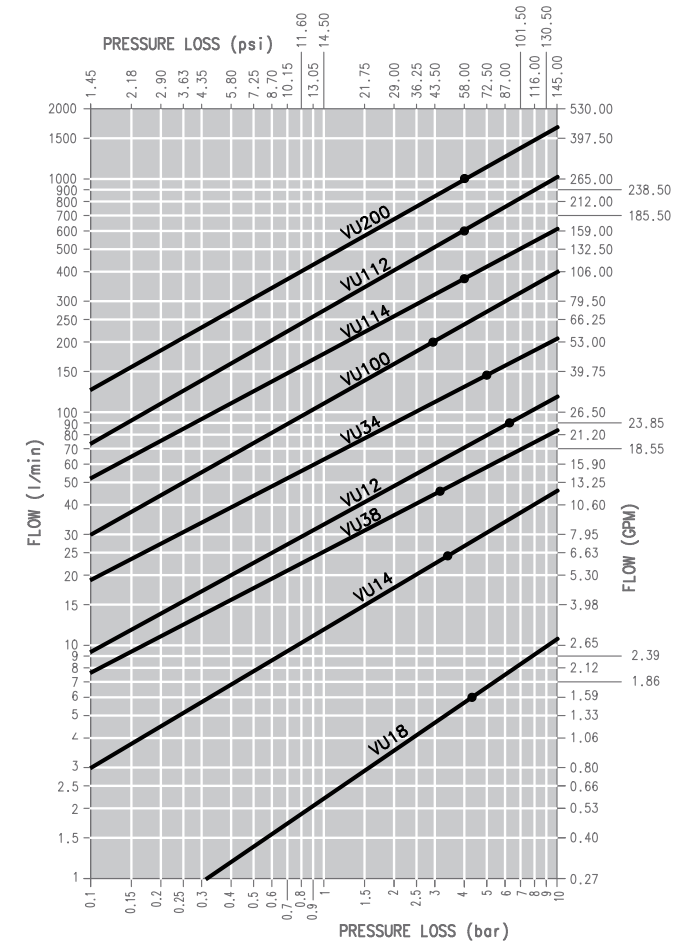
HIGH PRESSURE  
10,000 PSI



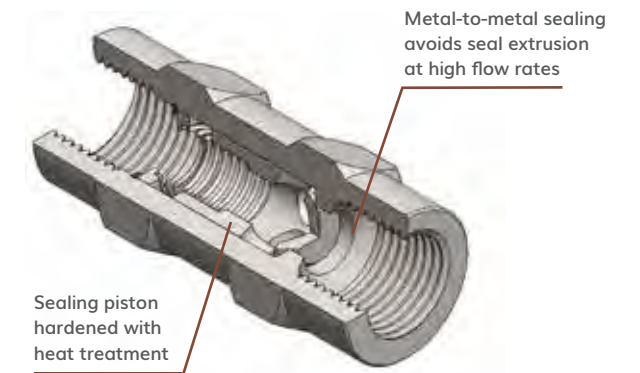
The **VU / VUZ Series Check Valves** are used in any type of hydraulic circuit, and have a safe, compact design suitable for any hydraulic application using non-corrosive liquids. The VU size range includes two different standard openings at 5 to 65 psi. The VU series can also be used as a pressure sequence valve by adjusting the internal spring loading to the required cracking point, according to the valve size.



## PRESSURE DROP



OIL = ISO VG32, TEMP = 40C, VISCOSITY = 28.8-35.2 MM<sup>2</sup>/S



## FEATURES

**Size range:** 1/4" thru 2"

**Port options:** NPT, SAE, BSP


**Material:** steel with black phosphate; zinc plating available upon request

**Closing spring:** C72 material

- Standard crack: 5 psi and 65 psi; various crack pressures optional
- Central exhausting hole option
- Standard SAE and NPT threads

## APPLICATIONS

- Any type of hydraulic circuit
- Any hydraulic application using non-corrosive liquids
- As pressure sequence valve, by adjusting the internal spring loading to the required cracking point according to valve size



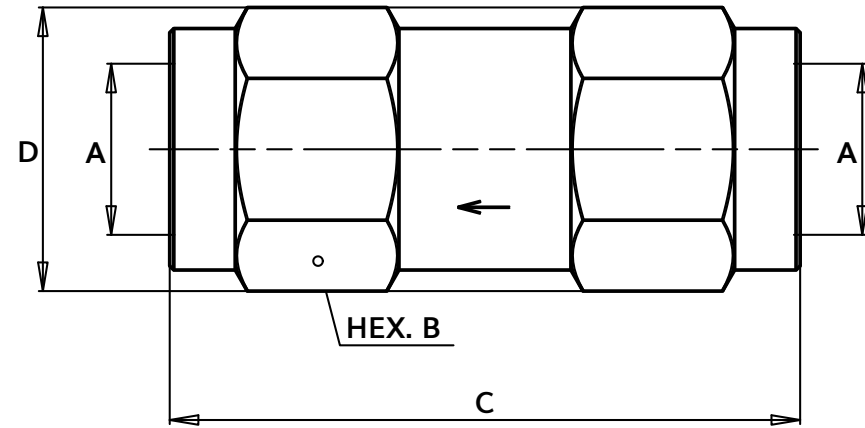
## PERFORMANCE

DESCRIPTION	SIZE		MAX SUGGESTED FLOW		MAX OPERATING PRESSURE		BURST PRESSURE	
	inch	l/mm	GPM	MPa	psi	MPa	psi	
VU 18	1/8	6	1.59	40	5800	160	23200	
VU 14	1/4	24	6.36	35	5075	140	20300	
VU 38	3/8	46	12.19	35	5075	140	20300	
VU 12	1/2	90	23.85	30	4350	120	17400	
VU 34	3/4	148	39.22	30	4350	120	17400	
VU 100	1	200	53	30	4350	120	17400	
VU 114	1 1/4	378	100.17	25	3625	100	14500	
VU 112	1 1/2	600	159	25	3625	100	14500	
VU 200	2	1000	265	15	2175	45	6525	

Temperature range: from -20 °C (-4 °F) to 120 °C (248 °F)



### SIZE DIAGRAM



DESCRIPTION	A	B		C		D		WEIGHT	
		mm	inch	mm	inch	mm	inch	kg	lb
VU 18	1/8	14.0	0.55	44.0	1.73	16.2	0.64	0.038	0.08
VU 14	1/4	19.0	0.75	60.0	2.36	21.9	0.86	0.090	0.20
VU 38	3/8	24.0	0.94	70.0	2.76	27.7	1.09	0.185	0.41
VU 12	1/2	30.0	1.18	77.0	3.03	34.6	1.36	0.303	0.67
VU 34	3/4	36.0	1.42	90.0	3.54	41.6	1.64	0.499	1.10
VU 100	1	45.0	1.77	106.0	4.17	52.0	2.05	0.901	1.99
VU 114	1 1/4	55.0	2.17	125.0	4.92	63.5	2.50	1.513	3.34
VU 112	1 1/2	65.0	2.56	140.0	5.51	75.1	2.96	2.430	5.36
VU 200	2	75.0	2.95	160.0	6.30	86.6	3.41	3.130	6.90

DESCRIPTION	A	B		C		D		WEIGHT	
		mm	inch	mm	inch	mm	inch	kg	lb
VU 14 SAE	7/16-20UNF	19.0	0.75	60.0	2.36	21.9	0.86	0.100	0.22
VU 38 SAE	9/16-18UNF	24.0	0.94	70.0	2.76	27.7	1.09	0.192	0.42
VU 12 SAE	3/4-16UNF	30.0	1.18	77.0	3.03	34.6	1.36	0.315	0.69
VU 34 SAE	1-1/16-12UN	36.0	1.42	94.0	3.70	41.6	1.64	0.490	1.08
VU 100 SAE	1-5/16-12UN	45.0	1.77	106.0	4.17	52.0	2.05	0.870	1.92
VU 114 SAE	1-5/8-12UN	55.0	2.17	125.0	4.92	63.5	2.50	1.486	3.28
VU 112 SAE	1-7/8-12UN	65.0	2.56	140.0	5.51	75.1	2.96	2.410	5.31
VU 200 SAE	2-1/2-12UN	75.0	2.95	160.0	6.30	86.6	3.41	2.995	6.60

### VUS NPT Thread Soft Seal Check Valves

CRACK POINT	BODY SIZE	PORT SIZE	THREAD TYPE	ORDER CODE	DESCRIPTION
<b>VUS NPT THREAD</b>					
5 psi	3/4	3/4	NPT	810701100	VUS 34 NPT 5 PSI SOFT SEAT
50 psi	3/4	1	NPT	810701400	VUS 100 NPT 50 PSI SOFT SEAT

### VU NPT and SAE Thread

CRACK POINT	BODY SIZE	PORT SIZE	THREAD TYPE	ORDER CODE BLACK OXIDE	ORDER CODE CHROME III	DESCRIPTION
<b>VU NPT THREAD</b>						
5 psi	1/8	1/8	NPT	810201100	810501100	VU 18 NPT 5 PSI
5 psi	1/4	1/4	NPT	810201101	810501101	VU 14 NPT 5 PSI
5 psi	3/8	3/8	NPT	810201102	810501102	VU 38 NPT 5 PSI
5 psi	1/2	1/2	NPT	810201103	810501103	VU 12 NPT 5 PSI
5 psi	3/4	3/4	NPT	810201104	810501104	VU 34 NPT 5 PSI
5 psi	1	1	NPT	810201105	810501105	VU 100 NPT 5 PSI
5 psi	1 1/4	1 1/4	NPT	810201106	810501106	VU 114 NPT 5 PSI
5 psi	1 1/2	1 1/2	NPT	810201107	810501107	VU 112 NPT 5 PSI
5 psi	2	2	NPT	810201108	810501108	VU 200 NPT 5 PSI
5 psi	3/4	3/4	NPT	810201109	810501109*	VU 34F 1.5 NPT 5 PSI
5 psi	1	1	NPT	810201110	810501110*	VU 100F 1.5 NPT 5 PSI
5 psi	1/2	1/2	NPT	810201112	810501112*	VU 12EI NPT 5 PSI**
65 psi	1/8	1/8	NPT	810201400	810501400	VU 18 NPT 65 PSI
65 psi	1/4	1/4	NPT	810201401	810501401	VU 14 NPT 65 PSI
65 psi	3/8	3/8	NPT	810201402	810501402	VU 38 NPT 65 PSI
65 psi	1/2	1/2	NPT	810201403	810501403	VU 12 NPT 65 PSI
65 psi	3/4	3/4	NPT	810201404	810501404	VU 34 NPT 65 PSI
65 psi	1	1	NPT	810201405	810501405	VU 100 NPT 65 PSI
65 psi	1 1/4	1 1/4	NPT	810201406	810501406	VU 114 NPT 65 PSI
65 psi	1 1/2	1 1/2	NPT	810201407	810501407	VU 112 NPT 65 PSI
65 psi	2	2	NPT	810201408	810501408	VU 200 NPT 65 PSI
<b>VU SAE THREAD</b>						
5 psi	1/4	1/4	SAE	810204100	810504100	VU 14 SAE 5 PSI
5 psi	3/8	3/8	SAE	810204101	810504101	VU 38 SAE 5 PSI
5 psi	1/2	1/2	SAE	810204102	810504102	VU 12 SAE 5 PSI
5 psi	3/4	3/4	SAE	810204103	810504103	VU 34 SAE 5 PSI
5 psi	1	1	SAE	810204104	810504104	VU 100 SAE 5 PSI
5 psi	1 1/4	1 1/4	SAE	810204105	810504105	VU 114 SAE 5 PSI
5 psi	1 1/2	1 1/2	SAE	810204106	810504106	VU 112 SAE 5 PSI
5 psi	2	2	SAE	810204107	810504107	VU 200 SAE 5 PSI
65 psi	1/4	1/4	SAE	810204400	810504400	VU 14 SAE 65 PSI
65 psi	3/8	3/8	SAE	810204401	810504401	VU 38 SAE 65 PSI
65 psi	1/2	1/2	SAE	810204402	810504402	VU 12 SAE 65 PSI
65 psi	3/4	3/4	SAE	810204403	810504403	VU 34 SAE 65 PSI
65 psi	1	1	SAE	810204404	810504400	VU 100 SAE 65 PSI
65 psi	1 1/4	1 1/4	SAE	810204405	810504405	VU 114 SAE 65 PSI
65 psi	1 1/2	1 1/2	SAE	810204406	810504406	VU 112 SAE 65 PSI
65 psi	2	2	SAE	810204407	810504407	VU 200 SAE 65 PSI



\*Available upon special request

\*\*Female X Male NPT

### VU NPT Thread

CRACK POINT	BODY SIZE	PORT SIZE	THREAD TYPE	ORDER CODE	DESCRIPTION
<b>VU NPT THREAD</b>					
14 psi	1/4	1/4	NPT	810201200	VU 14 NPT 14 PSI
14 psi	1/2	1/2	NPT	810201201	VU 12 NPT 14 PSI
14 psi	3/4	3/4	NPT	810201202	VU 34 NPT 14 PSI
14 psi	1	1	NPT	810201203	VU 100 NPT 14 PSI
14 psi	1 1/4	1 1/4	NPT	810201204	VU 114 NPT 14 PSI
14 psi	1 1/2	1 1/2	NPT	810201205	VU 112 NPT 14 PSI
21 psi	1	1	NPT	810201300	VU 100 NPT 21 PSI
57 psi	1/2	1/2	NPT	810201409	VU 12 NPT 57 PSI
115 psi	1/2	1/2	NPT	810201600	VU 12 NPT 115 PSI
115 psi	3/4	3/4	NPT	810201601	VU 34 NPT 115 PSI
145 psi	1	1	NPT	810201602	VU 100 NPT 145 PSI
215 psi	1/4	1/4	NPT	810201700	VU 14 NPT 215 PSI

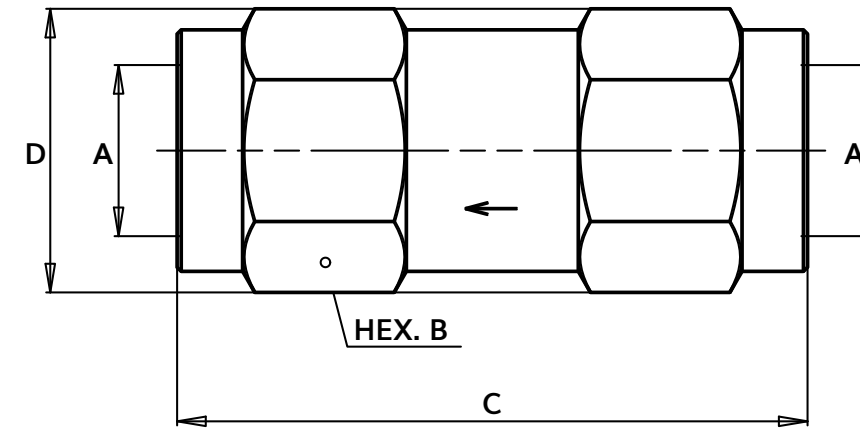
CHECK VALVES



The **VUX Series Check Valves** are used in any type of hydraulic circuit, and have a safe, compact design suitable for any hydraulic application using non-corrosive liquids. The VUX size range is offered at a standard opening of 7.5 psi. The VUX series can also be used as a pressure sequence valve by adjusting the internal spring loading to the required cracking point, according to the valve size.



### SIZE DIAGRAM



DESCRIPTION	A	B		C		WEIGHT	
		mm	inch	mm	inch	kg	lb
VU 14X	1/4	22	0.87	63	2.48	0.165	.36
VU 38X	3/8	27	1.06	68	2.68	0.260	.57
VU 12X	1/2	32	1.26	80.5	3.17	0.415	.91
VU 34X	3/4	36	1.42	99.5	3.98	0.605	1.33
VU 100X	1	46	1.81	117	4.61	1.170	2.58
VU 114X	1 1/4	55	2.17	134.5	5.30	1.850	4.09
VU 112X	1 1/2	65	2.56	159	6.26	3.130	6.90

### FEATURES

**Size range:** 1/4" thru 1 1/2"

**Port options:** NPT

**Material:** AISI 316 stainless steel

- Standard NPT threads
- Standard crack: 7.5 psi
- Closing spring: AISI 316 stainless steel; check valve: AISI 630 stainless steel

### APPLICATIONS

- Any type of hydraulic circuit
- Any hydraulic application using non-corrosive liquids
- As pressure sequence valve, by adjusting the internal spring loading to the required cracking point according to valve size



### VUX NPT Thread Stainless Steel Check Valves

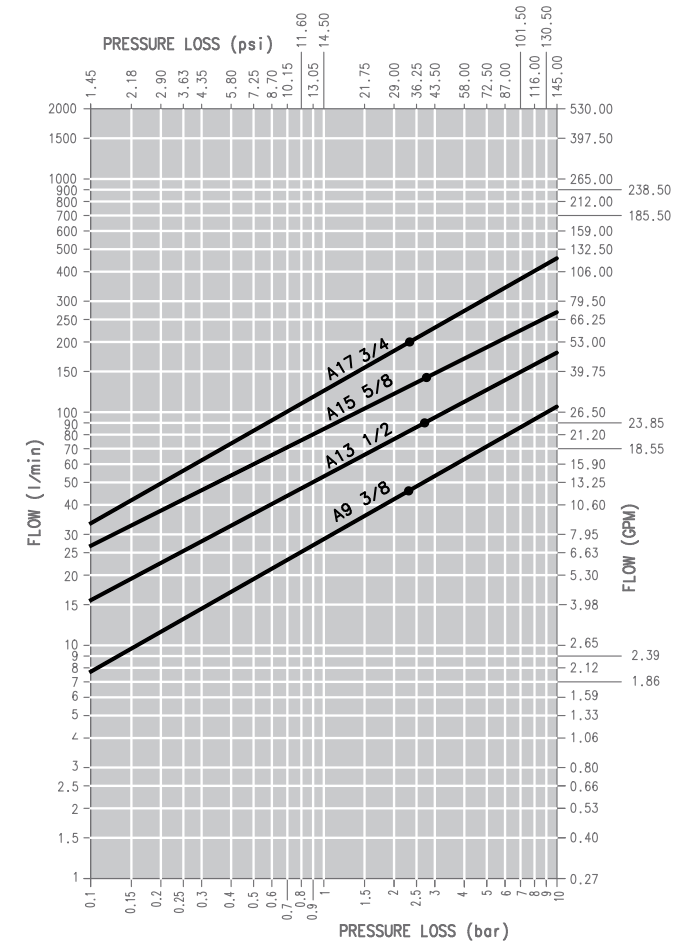
CRACK POINT	BODY SIZE	PORT SIZE	THREAD TYPE	ORDER CODE	DESCRIPTION
<b>VUX NPT THREAD</b>					
7.5 psi	1/4	1/4	NPT	810201101X	VU 14X NPT 7.5 PSI
7.5 psi	3/8	3/8	NPT	810201102X	VU 38X NPT 7.5 PSI
7.5 psi	1/2	1/2	NPT	810201103X	VU 12X NPT 7.5 PSI
7.5 psi	3/4	3/4	NPT	810201104X	VU 34X NPT 7.5 PSI
7.5 psi	1	1	NPT	810201105X	VU 100X NPT 7.5 PSI
7.5 psi	1 1/4	1 1/4	NPT	810201106X	VU 114X NPT 7.5 PSI
7.5 psi	1 1/2	1 1/2	NPT	810201107X	VU 112X NPT 7.5 PSI



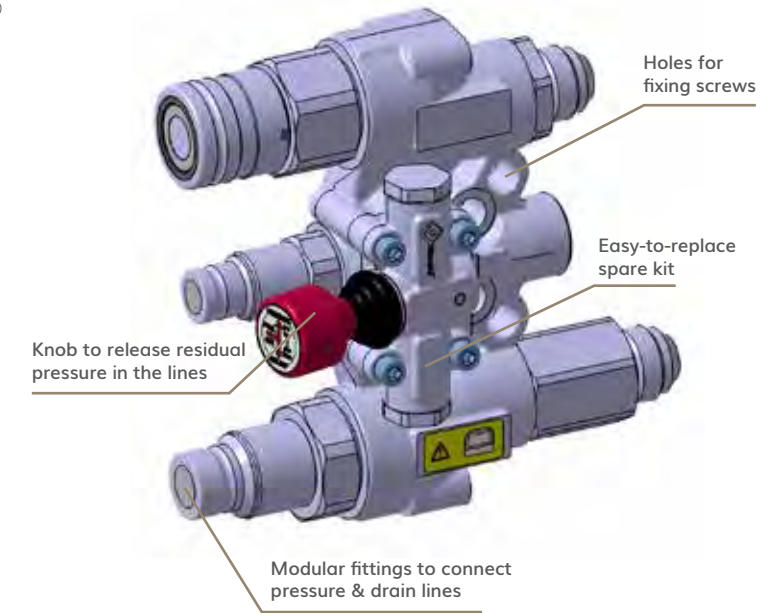
The **Saturn Block** allows for easy connection/disconnection with residual pressure, with a user-friendly relief system that drains the residual pressure before connection and disconnection, to reduce injury risk and allow pressure-free connections. The Saturn Block is a direct field replacement for other connect-under-pressure systems.



### PRESSURE DROP



OIL = ISO VG32, TEMP = 40C, VISCOSITY = 28.8-35.2 MM<sup>2</sup>/S




### FEATURES

**Size range:** 1/2" thru 3/4"  
**Interchangeable** with ISO 16028 parts: couplings size 1/2, 5/8, and 3/4 inch, and drain line size 3/8 or 1/2 inch male  
**Threads available:** 3/4 JIC for pressure lines, 3/8 SAE for drain line, others on request

- Flat face push-to-connect couplings
- Connection/disconnection with residual pressure, after draining the pressure with the knob
- Cr(III) zinc plated surface, seals: NBR or POM, anti-extrusion rings: PTFE

### APPLICATIONS

- Mobile construction equipment
- Skid steers
- Excavators and mini-excavators



### PERFORMANCE

DESCRIPTION	SIZE	MAX. OPERATING PRESSURE COUPLED		MAX. RESIDUAL PRESSURE DURING CONNECTION		SPILLAGE*
		MPa	psi	MPa	psi	
SATURN BLOCK 13	1/2	35	5075	25	3625	0.020
SATURN BLOCK 15	5/8	35	5075	25	3625	0.026
SATURN BLOCK 17	3/4	35	5075	25	3625	0.032

\* Spillage is an indicative value of the fluid loss per couple-uncouple cycle.

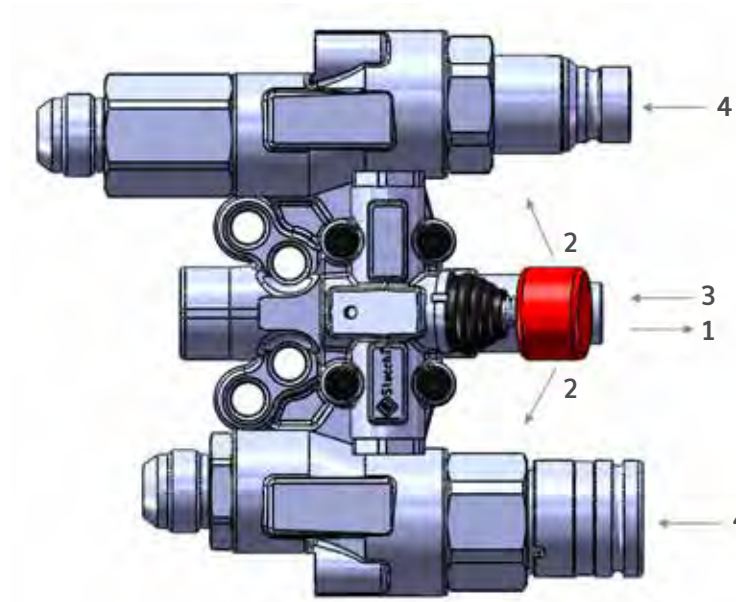
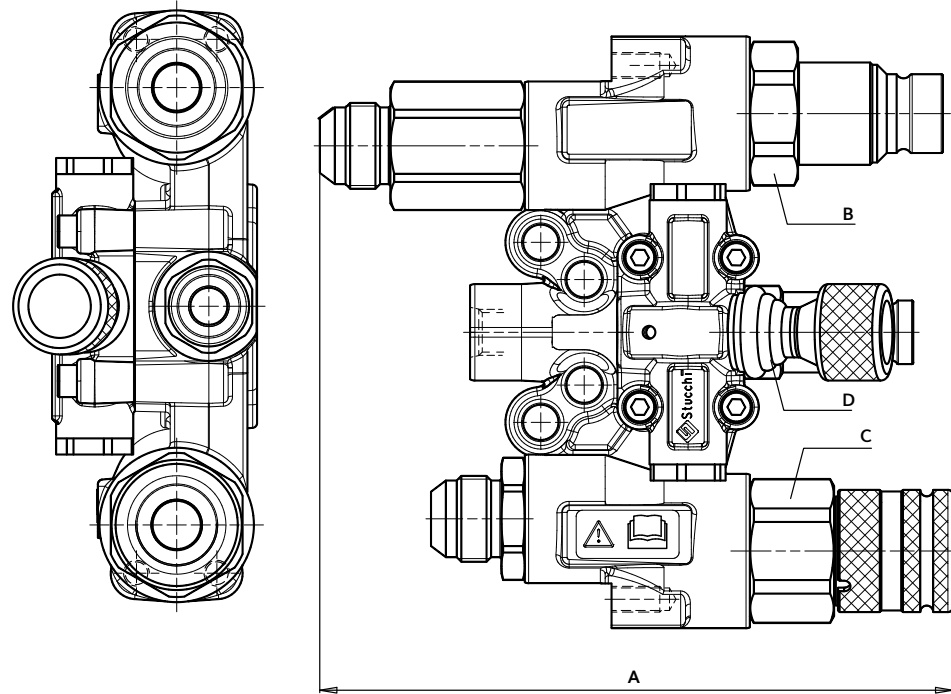
SPECIALTY COUPLING

# SATURN BLOCK SERIES

## SPECIALTY COUPLING



### SIZE DIAGRAM



### How to Operate the Pressure Relief Valve on the Saturn Block

1. Pull out red knob on pressure relief valve
2. Pull red knob up/down to relieve pressure
3. Release red knob, allowing it return to starting position
4. Insert coupler/nipple into the Saturn Block

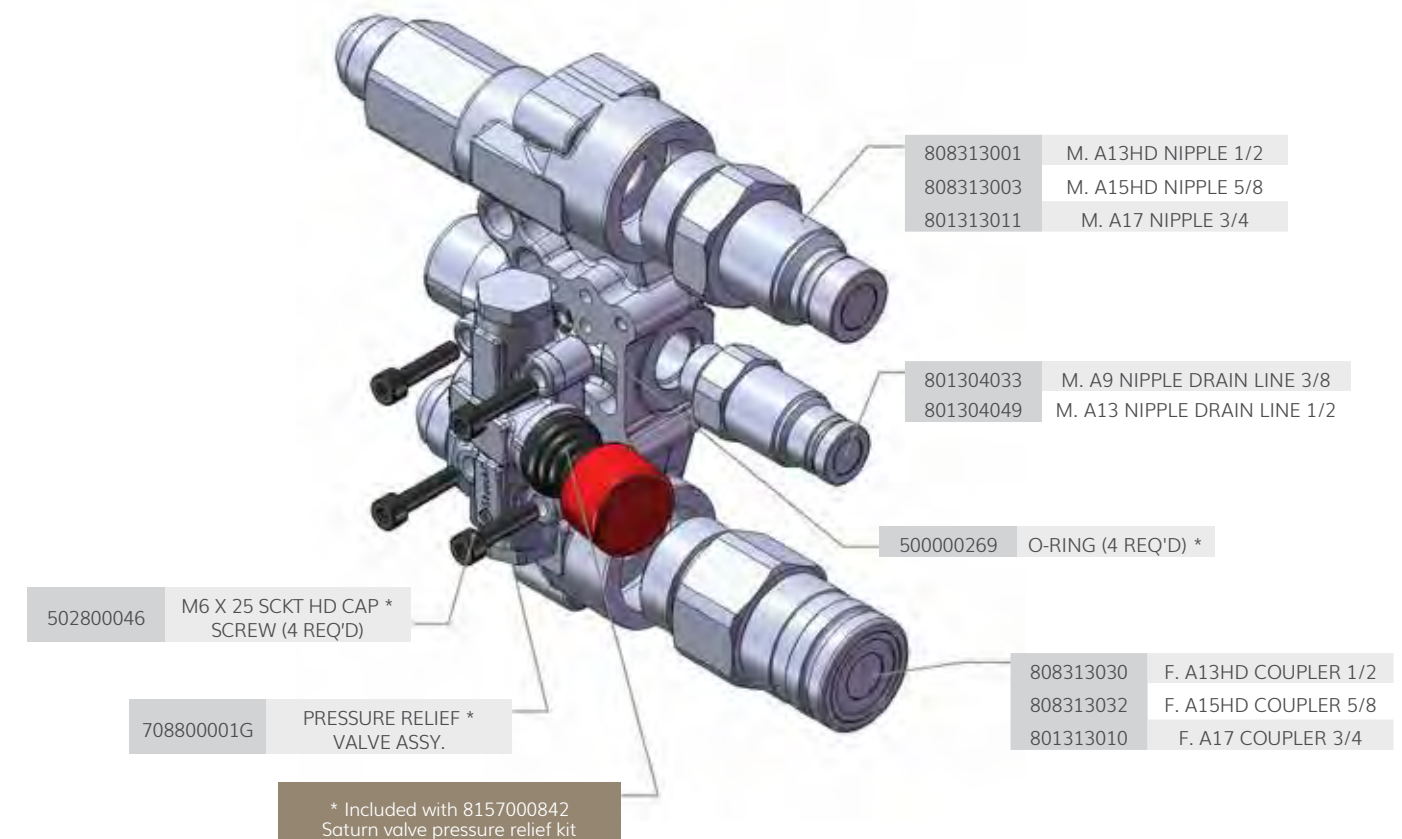
DESCRIPTION	ORDER CODE	BODY SIZE	UNIT	A	B	C	D	UP	DRAIN	DOWN	UNIT	WEIGHT
SATURN BLOCK 13	808800102	1/2	mm	196.8	41	41	27	DN 12.5	DN 10	DN 12.5	kg	4.312
			inch	7.75	1.61	1.61	1.06	1/2	3/8	1/2	lb	9.506
SATURN BLOCK 15	808800103	5/8	mm	203.7	41	41	27	DN 16	DN 10	DN 16	kg	4.437
			inch	8.02	1.61	1.61	1.06	5/8	3/8	5/8	lb	9.782
SATURN BLOCK 17	808800104	3/4	mm	224	46	46	32	DN 19	DN 12.5	DN 19	kg	5.052
			inch	8.82	1.81	1.81	1.26	3/4	1/2	3/4	lb	11.138

### ORDER CODES

DESCRIPTION	ORDER CODE	BODY SIZE - COUPLER & NIPPLE	DRAIN LINE SIZE
SATURN BLOCK 13	808800102	1/2	3/8
SATURN BLOCK 15	808800103	5/8	3/8
SATURN BLOCK 17	808800104	3/4	1/2
SATURN BLOCK 17	808800105	3/4	3/8

PART	ORDER CODE	DESCRIPTION
COUPLER	808313030	F. A13HD COUPLER
NIPPLE	808313001	M. A13HD NIPPLE
COUPLER	808313032	F. A15HD COUPLER
NIPPLE	808313003	M. A15HD NIPPLE
COUPLER	801313010	F. A17 COUPLER
NIPPLE	801313011	M. A17 NIPPLE
COUPLER	801304033	M. A9 NIPPLE DRAIN LINE
NIPPLE	801304049	M. A13 NIPPLE DRAIN LINE
VALVE KIT	815700852	SATURN VALVE RELIEF KIT *

### REPLACEMENT PARTS LIST



SPECIALTY COUPLING

\* Included with 8157000842 Saturn valve pressure relief kit



Our Custom Plate Couplers are designed to your exact specifications and to meet your needs, whether you are refurbishing your entire plant or simply replacing legacy couplers. Eliminate crossing of lines, expensive leaks and downtime with custom plate couplers that perform consistently in rigorous environments.



### Specialty Couplers Stucchi Exclusive

PART	BODY SIZE	PORT SIZE	THREAD TYPE	ORDER CODE	DESCRIPTION
<b>CQB SERIES</b>					
COUPLER	1/2	1/2	BSP	802000114	F. CQBF12 1/2 BSP
NIPPLE	1/2	1/2	BSP	802000115	M. CQBM12P 1/2 BSP
COUPLER	3/4	3/4	BSP	802000116	F. CQBF20 3/4 BSP
NIPPLE	3/4	3/4	BSP	802000117	M. CQBM20 3/4 BSP
COUPLER	2	2	BSP	802000130	F. CQBF45 2 BSP
NIPPLE	2	2	BSP	802000131	M. CQBM45 2 BSP
COUPLER	2	2 1/2	BSP EXT	802000216	F. CQBF45E 2 1/2 BSP EXT
COUPLER	2 1/2	3	BSP EXT	802000220	F. CQBF60E 3 BSP EXT
NIPPLE	2 1/2	3	BSP	802000223	M. CQBM60E 3 BSP
COUPLER	2	1 1/2	BSP	802000226	F. CQLF45E 1 1/2 BSP
NIPPLE	2	1 1/2	BSP	802000227	M. CQLM45E 1 1/2 BSP
COUPLER	2	2 1/2	BSP EXT	802000228	F. CQLF45E 2 1/2 BSP EXT
COUPLER	2	2	BSP EXT	802000232	F. CQLF45E 2 BSP EXT
NIPPLE	2	2	BSP	802000233	M. CQLM45E 2 BSP
COUPLER	2	2	BSP EXT	802000238	F. CQBF45E 2 BSP EXT
NIPPLE	2	1 1/2	BSP-90	802050201	M. CQLM45E 1 1/2 BSP 90
NIPPLE	2 1/2	3	BSP-90	802050203	M. CQLM60E 3 BSP 90
<b>FIRG SON</b>					
COUPLER	1/2	1/2	BSP	805700008	F. FIRG 12A SON BSP
NIPPLE	1/2	1/2	BSP	805700009	M. FIRG 12A SON BSP
COUPLER	3/4	3/4	BSP	805700010	F. FIRG 34B SON BSP
NIPPLE	3/4	3/4	BSP	805700011	M. FIRG 34B SON BSP

## FEATURES

**Size range:** 3/8" thru 2 1/2"

**Port options:** JIC, SAE, DIN, ORFS, SAE, BSP

- Flat face couplings
- Robust, compact construction
- Easy to handle

## APPLICATIONS

- Industrial automation plates



# FIRG / ISO A SERIES ADAPTOR

## SPECIALTY COUPLING



The FIRG / ISO A Series Adapter provides dimensional compatibility between old and new equipment by adapting imperial nominal size to ISO metric size in a flat face coupler. This avoids changing mismatched couplers, saving time and resources. These bidirectional flow adapters are ideal in systems with high pressure that require reliable and leak-free coupling.



### Adapter Couplers Flat Face/ISO A | 8036-Adapter

DESCRIPTION	ORDER CODE	INSCRIPTION
1/2 FEMALE FLAT FACE / 1/2 MALE ISO A	803622000	F. FIRG 12A M. BIR12
1/2 MALE FLAT FACE / 1/2 FEMALE ISO A	803622001	M. FIRG 12A F. BIR12

DESCRIPTION	NOMINAL SIZE	ISO SIZE	MAX. WORKING PRESSURE	MAX. WORKING PRESSURE
VEP	inch	mm	bar	psi
F. FIRG12A M. BIR12	1/2	12.5	250	3750
M. FIRG12A F. BIR12	1/2	12.5	250	3750



F. FIRG12A  
M. BIR12



M. FIRG12A  
F. BIR12

### FEATURES


**Size range:** 1/2"

**Working pressure:** 250 bar/3750 psi

- Provides compatibility between old and new equipment
- Avoids changing mismatched couplers
- Bidirectional flow

### APPLICATIONS

- Wherever several "generations" of equipment exist
- High-pressure situations that require reliable, leak-free connection



# INTERCHANGE GUIDE

## STUCCHI USA



The following interchange guide lists the most popular interchanges Stucchi, Inc. offers. Please contact a customer service representative for items not listed in this guide.

ORDER CODE	STUCCHI	AEROQUIP	FASTER	HANSEN	PARKER	DIXON	SAFEWAY	SNAP-TITE
<b>PAGE 89</b>								
<b>ISO 7241-A INTERCHANGEABLE FEMALE / SOCKET</b>								
800501000	F. BIR 14 NPT	5601-4-4S	ANV-14-NPT-F	2-I-16	6601-4-4	2KF2	S565-2	61C-4-4
800501002	F. BIR 38 NPT	5601-6-6S	ANV-38-NPT-F	3-I-21	6601-6-6	3KF3	S565-3	61C-6-6
800501004	F. BIR 12 NPT	5601-8-10S	ANV-12-NPT-F	4-I-26	6601-8-10	4KF4	S565-4	61C-8-8
800501006	F. BIR 34 NPT	5601-12-12S	ANV-34-NPT-F	6-I-31	6601-12-12	6KF6	S565-6	61C-12-12
800501008	F. BIR 100 NPT	5601-16-16S	ANV-1-NPT-F	8-I-36	6601-16-16	8KF8	S565-8	61C-16-16
<b>PAGE 89</b>								
<b>MALE / NIPPLE</b>								
800501001	M. BIR 14 NPT	5602-4-4S	ANV-14-NPT-M	2-A-16	6602-4-4	K2F2	S561-2	61N-4-4
800501003	M. BIR 38 NPT	5602-6-6S	ANV-38-NPT-M	3-A-21	6602-6-6	K3F3	S561-3	61N-6-6
800501005	M. BIR 12 NPT	5602-8-10S	ANV-12-NPT-M	4-A-26	6602-8-10	K4F4	S561-4	61N-8-8
800501007	M. BIR 34 NPT	5602-12-12S	ANV-34-NPT-M	6-A-31	6602-12-12	K6F6	S561-6	61N-12-12
800501009	M. BIR 100 NPT	5602-16-16S	ANV-1-NPT-M	8-A-36	6602-16-16	K8F8	S561-8	61N-16-16

Product Offering Includes: 1 1/4, 1 1/2, 2

ORDER CODE	STUCCHI	AEROQUIP	FASTER	HANSEN	PARKER	DIXON	SAFEWAY	SNAP-TITE
<b>PAGE 93</b>								
<b>ISO 7241-B INTERCHANGEABLE FEMALE / SOCKET</b>								
800601000	F. IRB 18 NPT	FD45-1003-02-02	HNW-18-NPT-F	1-H11	H1-62	1HF1	S105-1	
800601002	F. IRB 14 NPT	FD45-1003-04-04	HNW-14-NPT-F	2-H16	H2-62	2HF2	S105-2	72C4-4
800601004	F. IRB 38 NPT	FD45-1003-06-06	HNW-38-NPT-F	3-H21	H3-62	3HF3	S105-3	72C6-6
800601006	F. IRB 12 NPT	FD45-1003-08-10	HNW-12-NPT-F	4-HP26	H4-62	4HF4	S105-4	72C8-8
800601008	F. IRB 34 NPT	FD45-1003-12-12	HNW-34-NPT-F	6-HP31	H6-62	6HF6	S105-6	72C12-12
800601010	F. IRB 100 NPT	FD45-1003-16-16	HNW-1-NPT-F	8-HP36	H8-62	8HF8	S105-8	72C16-16
<b>PAGE 93</b>								
<b>MALE / NIPPLE</b>								
800601001	M. IRB 18 NPT	FD45-1002-02-02	HNW-18-NPT-M	1-K11	H1-63	H1F1	S101-1	
800601003	M. IRB 14 NPT	FD45-1002-04-04	HNW-14-NPT-M	2-K16	H2-63	H2F2	S101-2	72N4-4
800601005	M. IRB 38 NPT	FD45-1002-06-06	HNW-38-NPT-M	3-K21	H3-63	H3F3	S101-3	72N6-6
800601007	M. IRB 12 NPT	FD45-1002-08-10	HNW-12-NPT-M	4-KP26	H4-63	H4F4	S101-4	72N8-8
800601009	M. IRB 34 NPT	FD45-1002-12-12	HNW-34-NPT-M	6-KP31	H6-63	H6F6	S101-6	72N12-12
800601011	M. IRB 100 NPT	FD45-1002-16-16	HNW-1-NPT-M	8-KP36	H8-63	H8F8	S101-8	72N16-16

ORDER CODE	STUCCHI	AEROQUIP	FASTER	HANSEN	PARKER	DIXON	SAFEWAY	SNAP-TITE
<b>PAGE 92</b>								
<b>FEMALE / SOCKET</b>								
804601100	F. IRBX 18 NPT					1HF1-S	SS-105-1	
804601102	F. IRBX 14 NPT	FD45-1076-04-04	HNW-14-NPT-F-2	ML2-H16	SSH2-62	2HF2-S	SS-105-2	S72C4-4
804601104	F. IRBX 38 NPT	FD45-1076-06-06	HNW-38-NPT-F-2	ML3-H21	SSH3-62	3HF3-S	SS-105-3	S72C6-6
804601106	F. IRBX 12 NPT	FD45-1076-08-10	HNW-12-NPT-F-2	ML4-H26	SSH4-62	4HF4-S	SS-105-4	S72C8-8
804601108	F. IRBX 34 NPT	FD45-1076-12-12	HNW-34-NPT-F-2	ML6-H31	SSH6-62	6HF6-S	SS-105-6	S72C12-12
804601110	F. IRBX 100 NPT	FD45-1076-16-16	HNW-1-NPT-F-2	ML8-H36	SSH8-62	8HF8-S	SS-105-8	S72C16-16

316 STAINLESS steel

ORDER CODE	STUCCHI	AEROQUIP	FASTER	HANSEN	PARKER	DIXON	SAFEWAY	SNAP-TITE
<b>PAGE 92</b>								
<b>MALE / NIPPLE</b>								
804601101	M. IRBX 18 NPT					H1F1-S	SS-101-1	
804601103	M. IRBX 14 NPT	FD45-1004-04-04	HNW-14-NPT-M-2	ML2-K16	SSH2-63	H2F2-S	SS-101-2	S72N4-4
804601105	M. IRBX 38 NPT	FD45-1004-06-06	HNW-38-NPT-M-2	ML3-K21	SSH3-63	H3F3-S	SS-101-3	S72N6-6
804601107	M. IRBX 12 NPT	FD45-1004-08-10	HNW-12-NPT-M-2	ML4-K26	SSH4-63	H4F4-S	SS-101-4	S72N8-8
804601109	M. IRBX 34 NPT	FD45-1004-12-12	HNW-34-NPT-M-2	ML6-K31	SSH6-63	H6F6-S	SS-101-6	S72N12-12
804601111	M. IRBX 100 NPT	FD45-1004-16-16	HNW-1-NPT-M-2	ML8-K36	SSH8-63	H8F8-S	SS-101-8	S72N16-16

ISO B BRASS

ORDER CODE	STUCCHI	AEROQUIP	FASTER	HANSEN	PARKER	DIXON	SAFEWAY	SNAP-TITE
<b>PAGE 93</b>								
<b>FEMALE / SOCKET</b>								
804501100	F. IRBOV 18 NPT					1HF1-B	BS-105-1	
804501102	F. IRBOV 14 NPT	FD45-1101-04-04	HNW-14-NPT-F-5	B2-H16	BH2-60	2HF2-B	BS-105-2	B72C4-4
804501104	F. IRBOV 38 NPT	FD45-1101-06-06	HNW-38-NPT-F-5	B3-H21	BH3-60	3HF3-B	BS-105-3	B72C6-6
804501106	F. IRBOV 12 NPT	FD45-1101-08-10	HNW-12-NPT-F-5	B4-H26	BH4-60	4HF4-B	BS-105-4	B72C8-8
804501108	F. IRBOV 34 NPT	FD45-1101-12-12	HNW-34-NPT-F-5	B6-H31	BH6-60	6HF6-B	BS-105-6	B72C12-12
804501110	F. IRBOV 100 NPT	FD45-1101-16-16	HNW-1-NPT-F-5	B8-H36	BH8-60	8HF8-B	BS-105-8	B72C16-16

ORDER CODE	STUCCHI	AEROQUIP	FASTER	HANSEN	PARKER	DIXON	SAFEWAY	SNAP-TITE
<b>PAGE 93</b>								
<b>MALE / NIPPLE</b>								
804501101	M. IRBOV 18 NPT					H1F1-B	BS-101-1	
804501103	M. IRBOV 14 NPT	FD45-1086-04-04	HNW-14-NPT-M-5	B2-K16	BH2-61	H2F2-B	BS-101-2	B72N4-4
804501105	M. IRBOV 38 NPT	FD45-1086-06-06	HNW-38-NPT-M-5	B3-K21	BH3-61	H3F3-B	BS-101-3	B72N6-6
804501107	M. IRBOV 12 NPT	FD45-1086-08-10	HNW-12-NPT-M-5	B4-K26	BH4-61	H4F4-B	BS-101-4	B72N8-8
804501109	M. IRBOV 34 NPT	FD45-1086-12-12	HNW-34-NPT-M-5	B6-K31	BH6-61	H6F6-B	BS-101-6	B72N12-12

ORDER CODE	STUCCHI	AEROQUIP	FASTER	HANSEN	PARKER	DIXON	SAFEWAY	SNAP-TITE
<b>PAGE 23</b>								
<b>ISO 16028 INTERCHANGEABLE FEMALE / SOCKET</b>								
800801000	F. FIRG 14 NPT	FD89-1001-04-04	2FFI-14-NPT-F	6FFS25	FEM-251-4FP	2HGF2	FFE495-2	74C 4-4F
800801004	F. FIRG 38 NPT	FD49-1001-06-06	2FFN-38-NPT-F	10FFS37	FF-371-6FP	3HGF3 / 3HTF3	FFE495-3	74C-6-6F
800801002	F. FIRG 12 NPT	FD49-1001-08-06	2FFN-38-12-NPT-F	10FFS50	FF-371-8FP	3HGF4 / 3HTF4	FFE495-3-8	74C-6-8F
800801006	F. FIRG 12A NPT	FD89-1001-08-08	2FFI-12-NPT-F	12FFS50	FEM-501-8FP	4HGF4 / 4HTF4	FFE495-4	74C8-8F
800801008	F. FIRG 34 NPT	FD89-1001-12-08	2FFI-12-34-NPT-F	12FFS75		4HTF6	FFE495-4-3/4	74C 8-12F
800801010	F. FIRG 34B NPT	FD89-1001-12-12	2FFI-58-34-NPT-F	16FFS75		5HTF6		74C10-12F
800801020	F. FIRG 34A NPT		2FFI-34-NPT-F	19FFS75	FEM-751-12FP	6HTF6	FFE-495-6	74C12-12F
800801012	F. FIRG 100 NPT	FD89-1001-16-16	2FFI-34-1-NPT-F	19FFS100		6HTF8	FFE-495-6-1	74C12-16F
800801014	F. FIRG 1 1/4 NPT	FD89-1001-20-20		25FFS125		8HTF10	FFE495-8-114	74C16-20F
800801016	F. FIRG 1 1/2 NPT	FD89-1001-24-24	FFI 112 NPT-F			12HGF12		
800801018	F. FIRG 200 NPT	FD89-1001-32-32	2FFI2-NPT-F			16HGF16		

ORDER CODE	STUCCHI	AEROQUIP	FASTER	HANSEN	PARKER	DIXON	SAFEWAY	SNAP-TITE
<b>PAGE 23</b>								
<b>MALE / NIPPLE</b>								
800801001	M. FIRG 14 NPT	FD89-1002-04-04	2FFI-14-NPT-M	6FFP25	FEM-252-4FP	HG2F2	FFE491-2	74N 4-4F
800801005	M. FIRG 38 NPT	FD49-1002-06-06	2FFN-38-NPT-M	10FFP37	FF-372-6FP	HG3F3 / HT3F3	FFE491-3	74N-6-6F
800801003	M. FIRG 12 NPT	FD49-1002-08-06	2FFN-38-12-NPT-M	10FFP50	FF-372-8FP	HG3F4 / HT3F4	FFE491-3-8	74N-6-8F
800801007	M. FIRG 12A NPT	FD89-1002-08-08	2FFI-12-NPT-M	12FFP50	FEM-502-8FP	HG4F4 / HT4F4	FFE491-4	74N 8-8F
800801009	M. FIRG 34 NPT	FD89-1002-12-08	2FFI-12-34-NPT-M	12FFP75		HT4F6	FFE491-4-3/4	74N 8-12F
800801011	M. FIRG 34B NPT	FD89-1002-12-12	FFI-58-34-NPT-M	16FFP75		HG5F6 / HT5F6		74N10-12F
800801021	M. FIRG 34A NPT		FFI-34-NPT-M	19FFP75	FEM-752-12FP	HT8F6	FFE-491-6	74N12-12F
800801013	M. FIRG 100 NPT	FD89-1002-16-16	FFI-34-1-NPT-M	19FFP100		HT8F8	FFE-491-6-1	74N12-16F
800801015	M. FIRG 1 1/4 NPT	FD89-1002-20-20		25FFP125		HT8F10	FFE-491-8-114	74N16-20F
800801017	M. FIRG 1 1/2 NPT	FD89-1002-24-24	FFI 112 NPT M			HG12F12		
800801019	M. FIRG 200 NPT	FD89-1002-32-32	FFI 2 NPT M			HG16F16		

ORDER CODE	STUCCHI	AEROQUIP	FASTER	HANSEN	PARKER	DIXON	SAFEWAY	SNAP-TITE
<b>PAGE 23</b>								
<b>ISO 16028 INTERCHANGEABLE FEMALE / SOCKET</b>								
800804000	F. FIRG 14 3/8 SAE	FD89-1005-06-04	2FFI-14-38-SAE-F		FEM-251-6FO		FFE495-2-6	74C 4-6EF
800804002	F. FIRG 38 1/2 SAE	FD89-1005-08-06	2FFI-38-12-SAE-F		FEM-371-8FO	3 HTOF4	FFE495-3-8	74C-6-8EF
800804004	F. FIRG 12 5/8 SAE	FD89-1005-10-06						
800804006	F. FIRG 12A 5/8 SAE	FD89-1005-10-08				4HTOF5		74C-8-10EF
800804008	F. FIRG 34D SAE	FD89-1005-12-08	2FFI-12-34-SAE-F	12FFS106UN	FEM-501-12FO	4HTOF6	FFE495-4-12	74C-8-12EF
800804010	F. FIRG 34B SAE	FD89-1005-12-12	2FFI-58-34-SAE-F		FEM-621-12FO	5HTOF6		74C-10-12EF
800804020	F. FIRG 34A SAE		2FFI 34-34-SAE-F		FEM-751-12FO	6HTOF6		74C12-12EF
800804012	F. FIRG 100 SAE	FD89-1005-16-16	2FFI 34-1-SAE-F			6HTOF8	FFE-495-6-16	74C12-16EF

ORDER CODE	STUCCHI	AEROQUIP	FASTER	HANSEN	PARKER	DIXON	SAFEWAY	SNAP-TITE
<b>PAGE 23</b>								
<b>MALE / NIPPLE</b>								
800804001	M. FIRG 14 3/8 SAE	FD89-1004-06-04	2FFI-14-38-SAE-M		FEM-252-6FO		FFE491-2-6	74N 4-6EF
800804003	M. FIRG 38 1/2 SAE	FD89-1004-08-06	2FFI-38-12-SAE-M		FEM-372-8FO	HT3OF4	FFE491-3-8	74N-6-8EF
800804005	M. FIRG 12 5/8 SAE	FD89-1004-10-06						
800804007	M. FIRG 12A 5/8 SAE	FD89-1004-10-08				HT4OF5		74N-8-10EF
800804009	M. FIRG 34 SAE	FD89-1004-12-08	2FFI-12-34-SAE-M	12FFP106UN	FEM-502-12FO	HT4OF6	FFE491-4-12	74N-8-12EF
800804011	M. FIRG 34B SAE	FD89-1004-12-12	FFI-58-34-SAE-M		FEM-622-12FO	HT5OF6		74N-10-12EF
800804021	M. FIRG 34A SAE		FFI 34-34-SAE-M		FEM-752-12FO			

# INTERCHANGE GUIDE (CONT.)

STUCCHI USA



The following interchange guide lists the most popular interchanges Stucchi, Inc. offers. Please contact a customer service representative for items not listed in this guide.

ORDER CODE	STUCCHI	AEROQUIP	FASTER	HANSEN	PARKER	DIXON	SAFEWAY	SNAP-TITE
<b>PAGE 13 MALE / NIPPLE</b>								
801301007	M. A9 1/2 NPT	FD99-1002-08-06	FFN-38-12-NPT-MU	10FFP50		HT3F4	FFE491-3-8	74N6-8F
801301009	M. A13 1/2 NPT	FD99-1002-08-08	FFI-12-NPT-M	12FFP50	FEM-502-8FP	HT4F4	FFE491-4	74N8-8F
801301011	M. A13 3/4 NPT	FD99-1002-12-08	FFI-12-34-NPT-M	12FFP75		HT4F6	FFE491-4-3/4	74N8-12F
801301013	M. A15 3/4 NPT	FD99-1002-12-12	FFI-58-34-NPT-M	16FFP75		HG5F6 / HT5F6		74N-10-12F
801301001	M. A17 1 NPT	FD99-1002-16-16	FF-34-1-NPT-M	19FFP100		HT6F8	FFE-491-6-1	74N12-16F
801301031	M. A17 3/4 NPT		FFI-34-NPT-M	19FFP75	FEM-752-12FP	HT6F6	FFE-491-6	74N12-12F
801301029	M. A21 1 NPT		FFI-1-NPT-M		FEM-1002-16FP	HT8F8	FFE-491-8	74N16-16F
801301015	M. A21 114 NPT			25FFP125		HT8F10	FFE-491-8-114	
801301017	M. A30 112 NPT					HT12F12		
<b>PAGE 15 ISO 16028 INTERCHANGEABLE FEMALE / SOCKET</b>								
801304002	F. A4 3/16 SAE							
801304004	F. A7 3/8 SAE	FD99-1005-06-04	2FFI-14-38-SAE-F		FEM-251-6FO		FFE495-2-6	
801304006	F. A9 3/8 SAE		2FFN-38-38-SAE-F			3HTOF3		74C 6-6EF
801304008	F. A9 1/2 SAE	FD99-1005-08-06	2FFN-38-12-SAE-F		FEM-371-8FO	3HTOF4	FFE495-3-8	74C-6-8EF
801304030	F. A9 5/8 SAE	FD99-1005-10-06						
803304004	F. A13D 1/2 SAE		2FFI-12-12-SAE-F			4HTOF4		
801304024	F. A13D 5/8 SAE	FD99-1005-10-08	2FFI-12-58-SAE-F		FEM-501-10FO	4HTOF5		74C-8-10EF
801304010	F. A13D 3/4 SAE	FD99-1005-12-08	2FFI-12-34-SAE-F	12FFS106UN	FEM-501-12FO	4HTOF6	FFE495-4-12	74C-8-12EF
801304012	F. A15 3/4 SAE	FD99-1005-12-12	2FFI-58-34-SAE-F		FEM-621-12FO	5HTOF6		74C10-12EF
801304028	F. A17 3/4 SAE		2FFI-34-34-SAE-F		FEM-721-12FO	6HTOF6		74C12-12EF
801304000	F. A17 1 SAE	FD99-1005-16-16	2FFI-34-1-SAE-F			6HTOF8	FFE495-6-16	74C12-16EF
801304038	F. A21 1 SAE		2FFI-1-1-SAE-F		FEM-1001-16FO	8HTOF8	FFE-495-8-20	74C16-16EF
<b>PAGE 15 MALE / NIPPLE</b>								
801304003	M. A4 3/16 SAE							
800804001	M. FIRG 14 3/8 SAE	FD99-1004-06-04	2FFI-14-38-SAE-M		FEM-252-6FO		FFE491-2-6	74N4-6EF
801304005	M. A9 3/8 SAE		2FFN-38-38-SAE-M			HT3OF3		74N6-6EF
801304007	M. A9 1/2 SAE	FD99-1004-08-06	2FFN-38-12-SAE-M		FEM-372-8FO	HT3OF4	FFE491-3-8	74N-6-8-EF
801304031	M. A9 5/8 SAE	FD99-1004-10-06						
801304035	M. A13 1/2 SAE		2FFI-12-12-SAE-M			HT4OF4		74N8-8EF
801304025	M. A13 5/8 SAE	FD99-1004-10-08	2FFI-12-58-SAE-M		FEM-502-10FO	HT4OF5		74N8-10EF
801304009	M. A13 3/4 SAE	FD99-1004-12-08	2FFI-12-34-SAE-M	12FFP106UN	FEM-502-12FO	HT4OF6	FFE491-4-12	74N8-12EF
801304011	M. A15 3/4 SAE	FD99-1004-12-12	FFI-58-34-SAE-M		FEM-622-12FO	HT5OF6		74N10-12EF
801304029	M. A17 3/4 SAE		FFI-34-34-SAE-M		FEM-722-12FO	HT6OF6		74C12-12EF
801304001	M. A17 1 SAE	FD99-1004-16-16	FFI-34-1-SAE-M			HT6OF8	FFE491-6-16	74C12-1EF
801304039	M. A21 1 SAE		FFI-1-1-SAE-M		FEM-1002-16FO	HT8OF8	FFE-491-8-20	74N16-1EF
<b>PAGE 27 ISO 16028 CONNECT UNDER PRESSURE</b>								
805201001	M. APM 9 3/8 NPT		3FFI-38 NPT M					
805201003	M. APM 9 1/2 NPT		3FFI-38-12N M					
805201005	M. APM 13 1/2 NPT		3FFI-12-NPT-M		FEC-502-8FP			CP74N8-8F
805201007	M. APM 13 3/4 NPT		3FFI-12-34-N-M					
805201009	M. APM 15 3/4 NPT		3FFI-58-34-N-M					
805201011	M. APM 17 1 NPT		3FFI-34-1-N-M					
805201017	M. APM 21 114 NPT		3FFI-1-114-N-M		FEC-1001			
805201015	M. APM 30 112 NPT							
805204001	M. APM 9 1/2 SAE		3FFI-38-12-SAE-M					
805204003	M. APM 13 5/8 SAE		3FFI-12-58-SAE-M		FEC-502-10FO			CP74N8-10EF
805204005	M. APM 13 3/4 SAE		3FFI-12-34-SAE-M		FEC-502-12FO			CP74N8-12EF
805204007	M. APM 15 3/4 SAE		3FFI-58-34-SAE-M		FEC-622-12FO			
805204009	M. APM 17 1 SAE		3FFI-34-1-S-M		FEC-752			
805204017	M. APM 21 114 SAE		3FFI-1-114-SAE-M		FEC-1001			
805204015	M. APM 30 112 SAE							
<b>PAGE 139 ENERPAC INTERCHANGE FEMALE / SOCKET</b>								
800201008	F. IVHP 14 NPT EXT		PVVM 1/14-NPT-F		3050-2	2TM2	S35-2	
800201004	F. IVHP 38 NPT EXT		PVVM 1/38-NPT-F		3050-3	3TF3	S35-3	
<b>PAGE 139 MALE / NIPPLE</b>								
800201009	M. IVHP 14 NPT		PVVM-14-NPT-M		3010-2	T2M2	S31-2	

ORDER CODE	STUCCHI	AEROQUIP	FASTER	HANSEN	PARKER	DIXON	SAFEWAY	SNAP-TITE
<b>PAGE 98 AG -POPPET INTERCHANGE FEMALE / SOCKET</b>								
800101000	F. IRV 14 NPT	FD42-1001-04-04	NV-14-NPT-F		4050-2P	2AGF2-PV	S25A-2P	60C4-4F
800101002	F. IRV 38 NPT		NV-38-NPT-F		4050-3P	3AGF3-PV	S25-3P	60C6-6F
800501004	F. IRV 12 NPT	G5601-8-10	NV-12-NPT-F		4050-4P	4AGF4-PV	S25-4P	
800101004	F. IRV 34 NPT		NV-34-NPT-F*			6AGF6-PV	S25F-6P	
800101006	F. IRV 100 NPT		NV-1-NPT-F		4050-6P	8AGF8-PV	S25-8P	
<b>PAGE 98 MALE / NIPPLE</b>								
800101001	M. IRV 14 NPT	FD42-1002-04-04	NV-14-NPT-M		4010-2P	AG2F2-PV	S41-2P	60N4-4F
800101003	M. IRV 38 NPT		NV-38-NPT-M		4010-3P	AG3F3-PV	S41-3P	60N6-6F
800501005	M. IRV 12 NPT	G5602-8-10	NV-12-NPT-M		8010-4P	AG4F4-PV	S71-4P	
800101005	M. IRV 34 NPT		NV-34-NPT-M*			AG6F6-PV	S21F-6P	
800101007	M. IRV 100 NPT		NV-1-NPT-M		4010-6P	AG8F8-PV	S21-8P	
* FA Version needed to interchange								
<b>PAGE 99 AG -BALL VALVE INTERCHANGEABLE FEMALE / SOCKET</b>								
800001000	F. IR 14 NPT		NS-14-NPT-F		4050-2	2AGF2	S25A-2	
800001002	F. IR 38 NPT		NS-38-NPT-F		4050-3	3AGF3	S25-3	
800001004	F. IR 12 NPT		NS-12-NPT-F		4050-4	4AGF4	S25-4	
800001006	F. IR 34 NPT		NS-34-NPT-F		4150-5	6AGF6	S25F-6	
800001008	F. IR 100 NPT		NS-1-NPT-F			8AGF8	S25-8	
800301002	F. IRS 12A NPT				4250-4		S45-4	
<b>PAGE 99 MALE / NIPPLE</b>								
800001001	M. IR 14 NPT		NS-14-NPT-M		4010-2	AG2F2	S41-2	
800001003	M. IR 38 NPT		NS-38-NPT-M		4010-3	AG3F3	S41-3	
800001005	M. IR 12 NPT		NS-12-NPT-M		8010-4	AG4F4	S71-4	
800001007	M. IR 34 NPT		NS-34-NPT-M*		4110-5	AG6F6	S21F-6	
800001009	M. IR 100 NPT		NS-1-NPT-M			AG8F8	S21-8	
* FA Version needed to interchange								
<b>PAGE 98 AG PUSH/PULL INTERCHANGEABLE FEMALE/SOCKET</b>								
800401002	F. IRS 12 VA NPT				4250-4P		S45-4P	
800401004	F. IRS 12VA PC NPT				8250-4		S75-4	
<b>PAGE 121 WING STYLE INTERCHANGEABLE FEMALE / SOCKET</b>								
100610012	F. W6F6-B	5100-S5-12B	FB-12/34-NPT-F-5	96-S31	6125-12	6WF6-B	S515W-6	B78C-12-12-F
100610016	F. W8F8-B	5100-S5-16B	FB-16/1-NPT-F-5	96-S36	6125-16	8WF-B	S515W-8	B78C-16-16-F
100610020	F. W10F10-B	5100-S5-20B	FB-20/114-NPT-F-5	96-S41	6125-20	10WF10-B	S515W-10	B78C-20-20-F
<b>PAGE 121 FEMALE / SOCKET</b>								
100610112	M. W6F6-B	5100-S2-12B	FB-12/34-NPT-M-5	96-P31	6105-12	W6F6-B	S511W-6	B78N-12-12-F
100610116	M. W8F8-B	5100-S2-16B	FB-16/1-NPT-M-5	96-P36	6105-16	W8F8-B	S511W-8	B78N-16-16-F
100610120	M. W10F10-B	5100-S2-20B	FB-20/114-NPT-M-5	96-P41	6105-20	W10F10-B	S511W-10	B78N-20-20-F
<b>PAGE 107 SH INTERCHANGE</b>								
SH-04-04C-NPT	F. SH-04-04C-NPT					2VF2		VHC4-4F
SH-06-06C-NPT	F. SH-06-06C-NPT					3VF3		VHC6-6F
SH-08-08C-NPT	F. SH-08-08C-NPT					4VF4		VHC8-8F
SH-12-12C-NPT	F. SH-12-12C-NPT					6VF6		VHC12-12F
SH-16-16C-NPT	F. SH-16-16C-NPT					8VF8		VHC16-16F
SH-20-20C-NPT	F. SH-20-20C-NPT					10VF10		VHC20-20F
SH-24-24C-NPT	F. SH-24-24C-NPT					12VF12		VHC24-24F
SH-32-32C-NPT	F. SH-32-32C-NPT					16VF16		VHC32-32F
SH-04-04N-NPT	SH-04-04N-NPT					V2F2		VHN4-4F
SH-06-06N-NPT	SH-06-06N-NPT					V3F3		VHN6-6F
SH-08-08N-NPT	SH-08-08N-NPT					V4F4		VHN8-8F
SH-12-12N-NPT	SH-12-12N-NPT					V6F6		VHN12-12F
SH-16-16N-NPT	SH-16-16N-NPT					V8F8		VHN16-16F
SH-20-20N-NPT	SH-20-20N-NPT					V10F10		VHN20-20F
SH-24-24N-NPT	SH-24-24N-NPT					V12F12		VHN24-24F
SH-32-32N-NPT	SH-32-32N-NPT					V16F16		VHN32-32F

INTERCHANGE GUIDE



727-342-5088

You can also email us at GRP@goodyearrubberproducts.com



727-342-5088

You can also email us at GRP@goodyearrubberproducts.com

# NUMERICAL PART NUMBER INDEX

STUCCHI USA



DESCRIPTION	ORDER CODE	PAGE	DESCRIPTION	ORDER CODE	PAGE	DESCRIPTION	ORDER CODE	PAGE	DESCRIPTION	ORDER CODE	PAGE
C51WS-12-08 NPT	100610008	121	F. IVHP 3/8 NPT EXT	800201004	139	F. FIRG 12 NPT	800801002	23	F. FIRG 12A QN NPT	800901006	35
N51WS-12-08 JIC	100610010	121	M. IVHP 3/8 NPT	800201005	139	M. FIRG 12 NPT	800801003	23	M. FIRG 12A QN NPT	800901007	35
C51WS-12-12 NPT	100610012	121	F. IVHP 1/4 NPT EXT	800201008	139	F. FIRG 38 NPT	800801004	23	F. FIRG 34 QN NPT	800901008	35
F. W6F6-B	100610012	121	M. IVHP 1/4 NPT	800201009	139	M. FIRG 38 NPT	800801005	23	M. FIRG 34 QN NPT	800901009	35
C51WS-16-16 NPT	100610016	121	M. IVHP 1/4 NPT	800201010	139	F. FIRG 12AD NPT	800801006	23	F. FIRG 34B QN NPT	800901010	35
F. W8F8-B	100610016	121	F. IVHP 3/8 NPT	800201014	139	M. FIRG 12A NPT	800801007	23	M. FIRG 34B QN NPT	800901011	35
C51WS-20-20 NPT	100610020	121	F. IRS 12A NPT	800301002	99	F. FIRG 34D NPT	800801008	23	F. FIRG 100 QN NPT	800901012	35
F. W10F10-B	100610020	121	F. IRS 12VA NPT	800401002	98	M. FIRG 34 NPT	800801009	23	M. FIRG 100 QN NPT	800901013	35
C51WS-24-24 NPT	100610024	121	F. IRS 12VA PC NPT	800401004	98	F. FIRG 34BD NPT	800801010	23	F. FIRG 1 1/4 QN NPT	800901014	35
F. W12F12-B	100610024	121	F. BIR 14 NPT	800501000	89	M. FIRG 34B NPT	800801011	23	M. FIRG 1 1/4 QN NPT	800901015	35
N51WS-12-08 NPT	100610108	121	M. BIR 14 NPT	800501001	89	F. FIRG 100 NPT	800801012	23	F. FIRG 1 1/2 QN NPT	800901016	35
N51WS-12-12 NPT	100610112	121	F. BIR 38 NPT	800501002	89	M. FIRG 100 NPT	800801013	23	M. FIRG 1 1/2 QN NPT	800901017	35
M. W6F6-B	100610112	121	M. BIR 38 NPT	800501003	89	F. FIRG 1 1/4 NPT	800801014	23	F. FIRG 200 QN NPT	800901018	35
N51WS-16-16 NPT	100610116	121	F. BIR 12 NPT	800501004	89	M. FIRG 1 1/4 NPT	800801015	23	M. FIRG 200 QN NPT	800901019	35
M. W8F8-B	100610116	121	M. BIR 12 NPT	800501005	89	F. FIRG 1 1/2 NPT	800801016	23	F. A17 1 BSP	801300000	17
N51WS-20-20 NPT	100610120	121	F. BIR 34 NPT	800501006	89	M. FIRG 1 1/2 NPT	800801017	23	M. A17 1 BSP	801300001	17
M. W10F10-B	100610120	121	M. BIR 34 NPT	800501007	89	F. FIRG 200 NPT	800801018	23	F. A4 1/8 BSP	801300002	17
N51WS-24-24 NPT	100610124	121	F. BIR 100 NPT	800501008	89	M. FIRG 200 NPT	800801019	23	M. A4 1/8 BSP	801300003	17
M. W12F12-B	100610124	121	M. BIR 100 NPT	800501009	89	F. FIRG 34A NPT	800801020	23	F. A7 1/4 BSP	801300004	17
F. CAP 6WDP-B	200610012	121	F. BIR 1 1/4 NPT	800501010	89	M. FIRG 34A NPT	800801021	23	M. A9 3/8 BSP	801300005	17
F. CAP 8WDP-B	200610016	121	M. BIR 1 1/4 NPT	800501011	89	F. FIRG 14 3/8 SAE	800804000	23	F. A9 3/8 BSP	801300006	17
F. CAP 10WDP-B	200610020	121	F. BIR 1 1/2 NPT	800501012	89	M. FIRG 14 3/8 SAE	800804001	23	M. A9 1/2 BSP	801300007	17
F. CAP 12WDP-B	200610024	121	M. BIR 1 1/2 NPT	800501013	89	F. FIRG 38 1/2 SAE	800804002	23	F. A9 1/2 BSP	801300008	17
M. CAP W6DC-B	200610112	121	F. BIR 200 NPT	800501014	89	M. FIRG 38 1/2 SAE	800804003	23	M. A13 1/2 BSP	801300013	17
M. CAP W8DC-B	200610116	121	M. BIR 200 NPT	800501015	89	F. FIRG 12 5/8 SAE	800804004	23	F. A13 1/2 BSP	801300014	17
M. CAP W10DC-B	200610120	121	F. BIR 12 SAE	800504004	89	M. FIRG 12 5/8 SAE	800804005	23	M. A13 3/4 BSP	801300015	17
M. CAP W12DC-B	200610124	121	M. BIR 12 SAE	800504005	89	F. FIRG 12A 5/8 SAE	800804006	23	F. A13 3/4 BSP	801300016	17
F. IR 14 NPT	800001000	99	F. BIR 34 SAE	800504006	89	M. FIRG 12A 5/8 SAE	800804007	23	M. A15 3/4 BSP	801300021	17
M. IR 14 NPT	800001001	99	F. FAP13P 5/8 SAE	800504006	73	F. FIRG 34D SAE	800804008	23	F. A15 3/4 BSP	801300022	17
F. IR 38 NPT	800001002	99	M. BIR 34 SAE	800504007	89	M. FIRG 34 SAE	800804009	23	M. A21 1 1/4 BSP	801300023	17
M. IR 38 NPT	800001003	99	F. BIR 100 SAE	800504008	89	F. FIRG 34BD SAE	800804010	23	F. A21 1 1/4 BSP	801300024	17
F. IR 12 NPT	800001004	99	M. BIR 100 SAE	800504009	89	M. FIRG 34B SAE	800804011	23	M. A30 1 1/2 BSP	801300025	17
M. IR 12 NPT	800001005	99	F. IRB 18 NPT	800601000	93	F. FIRG 100 SAE	800804012	23	F. A30 1 1/2 BSP	801300026	17
F. IR 34 NPT	800001006	99	M. IRB 18 NPT	800601001	93	M. FIRG 100 SAE	800804013	23	F. A17 3/4 BSP	801300040	17
M. IR 34 NPT	800001007	99	F. IRB 14 NPT	800601002	93	F. FIRG 1 1/4 SAE	800804014	23	M. A17 3/4 BSP	801300041	17
F. IR 100 NPT	800001008	99	M. IRB 14 NPT	800601003	93	M. FIRG 1 1/4 SAE	800804015	23	F. A17 1 NPT	801301000	13
M. IR 100 NPT	800001009	99	F. IRB 38 NPT	800601004	93	F. FIRG 1 1/2 SAE	800804016	23	M. A17 1 NPT	801301001	13
M. IR 12 TIC NPT	800001011	98	M. IRB 38 NPT	800601005	93	M. FIRG 1 1/2 SAE	800804017	23	F. A4 1/8 NPT	801301002	13
F. IR 14V NPT	800101000	98	F. IRB 12 NPT	800601006	93	F. FIRG 200 SAE	800804018	23	M. A4 1/8 NPT	801301003	13
M. IR 14V NPT	800101001	98	M. IRB 12 NPT	800601007	93	M. FIRG 200 SAE	800804019	23	F. A7 1/4 NPT	801301004	13
F. IR 38V NPT	800101002	98	F. IRB 34 NPT	800601008	93	F. FIRG 34A SAE	800804020	23	M. A9 3/8 NPT	801301005	13
M. IR 38V NPT	800101003	98	M. IRB 34 NPT	800601009	93	M. FIRG 34A SAE	800804021	23	F. A9 3/8 NPT	801301006	13
F. IR 34V NPT	800101004	98	F. IRB 100 NPT	800601010	93	F. FIRG 14 QN NPT	800901000	35	M. A9 1/2 NPT	801301007	13
M. IR 34V NPT	800101005	98	M. IRB 100 NPT	800601011	93	M. FIRG 14 QN NPT	800901001	35	F. A9 1/2 NPT	801301008	13
F. IR 100V NPT	800101006	98	M. IRB 14E 3/8 SAE	800604201	93	F. FIRG 38 QN NPT	800901002	35	M. A13 1/2 NPT	801301009	13
M. IR 100V NPT	800101007	98	F. IRB 14E 3/8 SAE	800604202	93	M. FIRG 38 QN NPT	800901003	35	F. A13D 1/2 NPT	801301010	13
F. IR 14V 38 SAE	800104000	98	F. FIRG 14 NPT	800801000	23	F. FIRG 12 QN NPT	800901004	35	M. A13 3/4 NPT	801301011	13

ALPHA PART NUMBER INDEX

# NUMERICAL PART NUMBER INDEX (CONT.)

STUCCHI USA



DESCRIPTION	ORDER CODE	PAGE
M. A15 3/4 NPT	801301013	13
F. A15 3/4 NPT	801301014	13
M. A21 1 1/4 NPT	801301015	13
F. A21 1 1/4 NPT	801301016	13
M. A30 1 1/2 NPT	801301017	13
F. A30 1 1/2 NPT	801301018	13
M. A15 1 NPT	801301019	13
F. A15 1 NPT	801301020	13
M. A7 1/4 NPT	801301023	13
F. A21 1 NPT	801301028	13
M. A21 1 NPT	801301029	13
F. A17 3/4 NPT	801301030	13
M. A17 3/4 NPT	801301031	13
F. A25 1 1/4 NPT	801301034	13
M. A25 1 1/4 NPT	801301035	13
F. A17 1 SAE	801304000	15
M. A17 1 SAE	801304001	15
F. A4 3/16 SAE	801304002	15
M. A4 3/16 SAE	801304003	15
F. A7 3/8 SAE	801304004	15
M. A9 3/8 SAE	801304005	15
F. A9 3/8 SAE	801304006	15
M. A9 1/2 SAE	801304007	15
F. A9 1/2 SAE	801304008	15
M. A13 3/4 SAE	801304009	15
F. A13D 3/4 SAE	801304010	15
M. A15 3/4 SAE	801304011	15
F. A15 3/4 SAE	801304012	15
M. A21 1 1/4 SAE	801304013	15
F. A21 1 1/4 SAE	801304014	15
M. A30 1 1/2 SAE	801304015	15
F. A30 1 1/2 SAE	801304016	15
M. A7 3/8 SAE	801304017	15
F. A13D 5/8 SAE	801304024	15
M. A13 5/8 SAE	801304025	15
F. A17 3/4 SAE	801304028	15
M. A17 3/4 SAE	801304029	15
F. A9 5/8 SAE	801304030	15
M. A9 5/8 SAE	801304031	15
F. A9 1/2 SAE EXT	801304032	15
M. A9 1/2 SAE EXT	801304033	15
M. A13 1/2 SAE	801304035	15
M. A9 3/8 SAE EXT	801304037	15
F. A21 1 SAE	801304038	15
M. A21 1 SAE	801304039	15
F. A25 1 1/4 SAE	801304042	15
M. A25 1 1/4 SAE	801304043	15

DESCRIPTION	ORDER CODE	PAGE
F. A9 1/2 JIC EXT.	801306004	13
M. A9 1/2 JIC EXT.	801306005	13
F. A9 1/2 JIC BH	801306014	13
M. A9 1/2 JIC BH	801306015	13
M. A13 5/8 JIC BH	801306017	13
F. A13D 3/4 JIC BH	801306024	13
M. A13 3/4 JIC BH	801306025	13
F. A15 3/4 JIC BH	801306026	13
M. A15 3/4 JIC BH	801306027	13
F. A17 3/4 JIC BH	801306028	13
M. A17 3/4 JIC BH	801306029	13
M. A13D 1/2 JIC BH	801306031	13
F. A13 L12	801308000	17
M. A13 L12	801308001	17
F. A13 L15	801308002	17
M. A13 L15	801308003	17
F. A9 L12	801308004	17
M. A9 L12	801308005	17
F. A9 L15	801308006	17
M. A9 L15	801308007	17
F. A9 L10	801308008	17
M. A9 L10	801308009	17
F. A7 L10	801308010	17
M. A7 L10	801308011	17
F. A15 L15	801308016	17
M. A15 L15	801308017	17
F. A15 L22	801308020	17
M. A15 L22	801308021	17
F. A17 L22	801308024	17
M. A17 L22	801308025	17
F. A7 S10	801309004	17
M. A7 S10	801309005	17
F. A9 S10	801309006	17
M. A9 S10	801309007	17
F. A9 S12	801309008	17
M. A9 S12	801309009	17
F. A13 S12	801309014	17
M. A13 S12	801309015	17
F. A13 L12 SCHOTT	801310000	18
M. A13 L12 SCHOTT	801310001	18
F. A13 L15 SCHOTT	801310002	18
M. A13 L15 SCHOTT	801310003	18
F. A9 L12 SCHOTT	801310004	18
M. A9 L12 SCHOTT	801310005	18
F. A9 L15 SCHOTT	801310006	18
M. A9 L15 SCHOTT	801310007	18
F. A9 L10 SCHOTT	801310008	18

DESCRIPTION	ORDER CODE	PAGE
F. A7 L10 SCHOTT	801310010	18
M. A7 L10 SCHOTT	801310011	18
F. A15 L18 SCHOTT	801310018	18
M. A15 L18 SCHOTT	801310019	18
F. A15 L22 SCHOTT	801310020	18
M. A15 L22 SCHOTT	801310021	18
F. A17 L18 SCHOTT	801310022	18
M. A17 L18 SCHOTT	801310023	18
F. A17 L22 SCHOTT	801310024	18
M. A17 L22 SCHOTT	801310025	18
F. A9 S12 SCHOTT	801311008	18
M. A9 S12 SCHOTT	801311009	18
F. A13 S12 SCHOTT	801311014	18
M. A13 S12 SCHOTT	801311015	18
F. A13 S16 SCHOTT	801311018	18
M. A13 S16 SCHOTT	801311019	18
F. A15 S16 SCHOTT	801311022	18
M. A15 S16 SCHOTT	801311023	18
F. A15 S20 SCHOTT	801311024	18
M. A15 S20 SCHOTT	801311025	18
F. A9 M22X1.5 ( FEMALE THREAD)	801312000	17
M. A9 M22X1.5 ( FEMALE THREAD)	801312001	17
M. A13 5/8 ORFS BH 33	801313001	14
M. A13 1 ORFS BH	801313007	14
M. A13 3/4 ORFS BH	801313005	14
F. A17 1 ORFS BH	801313008	14
M. A17 1 ORFS BH	801313009	14
F. A17 1 ORFS	801313010	14
M. A17 1 ORFS	801313011	14
F. A9 3/8 ORFS	801313012	14
M. A9 3/8 ORFS	801313013	14
F. A9 3/8 ORFS BH	801313014	14
M. A9 3/8 ORFS BH	801313015	14
F. A13 1/2 ORFS	801313016	14
M. A13 1/2 ORFS	801313017	14
F. A13 1/2 ORFS BH	801313018	14
M. A13 1/2 ORFS BH	801313019	14
F. A15 3/4 ORFS	801313020	14
M. A15 3/4 ORFS	801313021	14
F. A15 3/4 ORFS BH	801313022	14
M. A15 3/4 ORFS BH	801313023	14
F. A21 1 1/4 ORFS	801313024	14
M. A21 1 1/4 ORFS	801313025	14
F. A21 1 1/4 ORFS BH	801313026	14
M. A21 1 1/4 ORFS BH	801313027	14
M. A13 5/8 ORFS BH	801313029	14
F. A13 1/2 SAE 90	801354002	15

DESCRIPTION	ORDER CODE	PAGE
F. A13 3/8 SAE 90	801354004	15
M. A13 3/8 SAE 90	801354005	15
F. A5 HP 1/4 NPT	801601004	143
M. A5 HP 1/4 NPT	801601005	143
F. A5 HP 3/8 NPT	801601008	143
M. A5 HP 3/8 NPT	801601009	143
F. A9 HP 3/8 NPT	801601010	143
M. A9 HP 3/8 NPT	801601011	143
F. A9 HP 1/2 NPT	801601012	143
M. A9 HP 1/2 NPT	801601013	143
F. A4 HP 1/8 NPT	801601014	143
M. A4 HP 1/8 NPT	801601015	143
F. A5HP 1/8 NPT EXT	801601016	143
F. A5HP 1/4 NPT EXT	801601018	143
M. A5HP 1/4 NPT EXT	801601019	143
F. VP9P 1/2 NPT	801901000	63
M. VP9P 1/2 NPT	801901001	63
F. VP15P 3/4 NPT	801901002	63
M. VP15P 3/4 NPT	801901003	63
F. VP7 1/4 NPT	801901004	63
M. VP7 1/4 NPT	801901005	63
F. VP13P 1/2 NPT	801901006	63
M. VP13P 1/2 NPT	801901007	63
F. VP13P 3/4 NPT	801901008	63
M. VP13P 3/4 NPT	801901009	63
F. VP9P 3/8 NPT	801901010	63
M. VP9P 3/8 NPT	801901011	63
F. VP17P 1 NPT	801901012	63
M. VP17P 1 NPT	801901013	63
F. VP21P 1 1/4 NPT	801901014	63
M. VP21P 1 1/4 NPT	801901015	63
F. VP30P 1 1/2 NPT	801901016	63
M. VP30P 1 1/2 NPT	801901017	63
F. CQBF 12 1/2 BSP	802000114	155
M. CQBM12P 1/2 BSP	802000115	155
F. CQBF 20 3/4 BSP	802000116	155
M. CQBF20 3/4 BSP	802000117	155
F. CQBF 45 2 BSP	802000130	155
M. CQBM45 2 BSP	802000131	155
F. CQBF 45E 2 1/2 BSP EST	802000216	155
F. CQBF60E 3 BSP EST	802000220	155
M. CQBM60E 3 BSP	802000223	155
F. CQLF45E 1 1/2 BSP	802000226	155
M. CQLM45E 1 1/2 BSP	802000227	155
F. CQLF45E 2 1/2 BSP EST	802000228	155
F. CQLF45E 2 BSP EST	802000232	155
M. CQLM45E 2 BSP	802000233	155

ALPHA PART NUMBER INDEX

# NUMERICAL PART NUMBER INDEX (CONT.)

STUCCHI USA



DESCRIPTION	ORDER CODE	PAGE
M. CQLM45E 1 1/2 BSP 90	802050201	155
M. CQLM60E 3 BSP 90(FREE FLOW)	802050203	155
F. CSF9BN	802101000	79
M. CSM9BN	802101003	79
F. CSF12BN	802101004	79
M. CSM12BN	802101005	79
F. FL 7 1/4 NPT	802401100	43
M. FL 7 1/4 NPT	802401101	43
F. FL 9 3/8 NPT	802401102	43
M. FL 9 3/8 NPT	802401103	43
F. FL 9 1/2 NPT	802401104	43
M. FL 9 1/2 NPT	802401105	43
F. FL 13 1/2 NPT	802401106	43
M. FL 13 1/2 NPT	802401107	43
F. FL 13 3/4 NPT	802401108	43
M. FL 13 3/4 NPT	802401109	43
F. FL 15 3/4 NPT	802401110	43
M. FL 15 3/4 NPT	802401111	43
F. FL 17 1 NPT	802401112	43
M. FL 17 1 NPT	802401113	43
F. FL 21 1 1/4 NPT	802401114	43
M. FL 21 1 1/4 NPT	802401115	43
F. FL 27 1 1/2 NPT	802401116	43
M. FL 27 1 1/2 NPT	802401117	43
F. FL 4 1/8 NPT	802401118	43
M. FL 4 1/8 NPT	802401119	43
F. FL 45 2 NPT	802401120	43
M. FL 45 2 NPT	802401121	43
F. FL 4 3/16 SAE	802404100	43
M. FL 4 3/16 SAE	802404101	43
F. FL 7 3/8 SAE	802404102	43
M. FL 7 3/8 SAE	802404103	43
F. FL 9 1/2 SAE	802404104	43
M. FL 9 1/2 SAE	802404105	43
F. FL 9 5/8 SAE	802404106	43
M. FL 9 5/8 SAE	802404107	43
F. FL 13 5/8 SAE	802404108	43
M. FL 13 5/8 SAE	802404109	43
F. FL 13 1/2 SAE	802404110	43
M. FL 13 1/2 SAE	802404111	43
F. FL 13 3/4 SAE	802404112	43
M. FL 13 3/4 SAE	802404113	43
F. FL 15 3/4 SAE	802404114	43
M. FL 15 3/4 SAE	802404115	43
F. FL 17 1 SAE	802404116	43
M. FL 17 1 SAE	802404117	43
F. FL 21 1 1/4 SAE	802404118	43

DESCRIPTION	ORDER CODE	PAGE
F. FL 27 1 1/2 SAE	802404120	43
M. FL 27 1 1/2 SAE	802404121	43
F. FL 45 2 SAE	802404122	43
M. FL 45 2 SAE	802404123	43
F. A9 SS L12	803008004	19
F. A9 SS L15	803008006	19
F. A9 SS L10	803008010	19
F. A15 SS L22	803008016	19
F. A13 SS L22	803008018	19
F. A9 SS S12	803009000	19
F. A13 SS S12	803009002	19
F. A13 SS L12 SCHOTT	803010000	19
F. A13 SS L15 SCHOTT	803010002	19
F. A9 SS L12 SCHOTT	803010004	19
F. A9 SS L15 SCHOTT	803010006	19
F. A7 SS L10 SCHOTT	803010008	19
F. A9 SS L10 SCHOTT	803010010	19
F. A13 SS L22 SCHOTT	803010012	19
F. A13 SS S16 SCHOTT	803011000	19
F. A13 SS S20 SCHOTT	803011002	19
F. A9 K SS L15	803108000	19
F. A9 K SS L12	803108002	19
F. A13D 1/2 SAE	803304004	15
F. A13D 5/8 JIC BH	803306000	13
F. A13D 1/2 JIC BH	803306006	13
F. A13D 5/8 ORFS BH 33	803313000	14
F. A13D 3/4 ORFS BH	803313002	14
F. A13D 1 ORFS BH	803313004	14
F. A13 5/8 ORFS BH	803313006	14
F. FIRG 3/8 T30 NPT	803601000	15
F. FIRG 1/2 T30 NPT	803601002	15
F. FIRG 12A M.BIR12	803622000	157
M. FIRG 12A F.BIR12	803622001	157
F. A9 3/8 T30 SAE EXT	803704004	15
F. A9 1/2 T30 SAE EXT	803704006	15
F. A13 TI 5/8 JIC INT	803706002	13
M. A13TI 5/8 JIC INT	803706003	13
F. I 12VA PC SAE	804304002	98
F. I 12VA SAE	804304004	98
F. IRBOV 18 NPT	804501100	93
M. IRBOV 18 NPT	804501101	93
F. IRBOV 14 NPT	804501102	93
M. IRBOV 14 NPT	804501103	93
F. IRBOV 38 NPT	804501104	93
M. IRBOV 38 NPT	804501105	93
F. IRBOV 12 NPT	804501106	93
M. IRBOV 12 NPT	804501107	93

DESCRIPTION	ORDER CODE	PAGE
M. IRBOV 34 NPT	804501109	93
F. IRBOV 100 NPT	804501110	93
M. IRBOV 100 NPT	804501111	93
F. IRBX 18 NPT	804601100	92
M. IRBX 18 NPT	804601101	92
F. IRBX 14 NPT	804601102	92
M. IRBX 14 NPT	804601103	92
F. IRBX 38 NPT	804601104	92
M. IRBX 38 NPT	804601105	92
F. IRBX 12 NPT	804601106	92
M. IRBX 12 NPT	804601107	92
F. IRBX 34 NPT	804601108	92
M. IRBX 34 NPT	804601109	92
F. IRBX 100 NPT	804601110	92
M. IRBX 100 NPT	804601111	92
F. FAP9PD 1/2 NPT	805001000	73
M. FAP9PD 1/2 NPT	805001001	73
F. FAP9PA 1/2 NPT	805001050	73
M. FAP9PA 1/2 NPT	805001051	73
F. FAP9PA 3/8 NPT	805001052	73
M. FAP9PA 3/8 NPT	805001053	73
F. FAP13P 1/2 NPT	805001056	73
M. FAP13P 1/2 NPT	805001057	73
F. FAP13P 3/4 NPT	805001058	73
M. FAP13P 3/4 NPT	805001059	73
F. FAP9PD 3/8 NPT	805001074	73
M. FAP9PD 3/8 NPT	805001075	73
F. FAP15P 3/4 NPT	805001078	73
M. FAP15P 3/4 NPT	805001079	73
F. FAP17P 1 NPT	805001082	73
M. FAP17P 1 NPT	805001083	73
F. FAP13P 1/2 SAE	805004004	73
M. FAP13P 1/2 SAE	805004005	73
F. FAP13P 5/8 SAE	805004007	73
M. FAP13P 5/8 SAE	805004007	73
F. FAP9PA 1/2 SAE	805004012	73
M. FAP9PA 1/2 SAE	805004013	73
F. FAP9PD 1/2 SAE	805004020	73
M. FAP9PD 1/2 SAE	805004021	73
F. FAP13P 3/4 SAE	805004058	73
M. FAP13P 3/4 SAE	805004059	73
F. FAP15P 3/4 SAE	805004078	73
M. FAP15P 3/4 SAE	805004079	73
F. FAP17P 1 SAE	805004082	73
M. FAP17P 1 SAE	805004083	73
M. APM 9 3/8 BSP	805200001	27
M. APM 9 1/2 BSP	805200003	27
M. APM 13 1/2 BSP	805200005	27

DESCRIPTION	ORDER CODE	PAGE
M. APM 15 3/4 BSP	805200009	27
M. APM 17 1 BSP	805200011	27
M. APM 9 3/8 NPT	805201001	27
M. APM 9 1/2 NPT	805201003	27
M. APM 13 1/2 NPT	805201005	27
M. APM 13 3/4 NPT	805201007	27
M. APM 15 3/4 NPT	805201009	27
M. APM 17 1 NPT	805201011	27
M. APM 30 1 1/2 NPT	805201015	27
M. APM 21 1 1/4 NPT	805201017	27
M. APM 17 3/4 NPT	805201019	27
M. APM 9 1/2 SAE	805204001	27
M. APM 13 5/8 SAE	805204003	27
M. APM 13 3/4 SAE	805204005	27
M. APM 15 3/4 SAE	805204007	27
M. APM 17 1 SAE	805204009	27
M. APM 30 1 1/2 SAE	805204015	27
M. APM 21 1 1/4 SAE	805204017	27
M. APM 13 1/2 SAE	805204025	27
M. APM 17 3/4 SAE	805204027	27
M. APM 13 5/8 JIC BH	805206001	27
M. APM 13 1/2 JIC BH	805206003	27
M. APM 13 5/8 ORFS BH 33	805213001	27
M. APM 13 5/8 ORFS BH	805213003	27
M. APM 13 3/4 ORFS BH 39.5	805213005	27
F. BIR 12 PC NPT	805601000	89
M. BIR 12 PC NPT	805601001	89
F. BIR 12 PC SAE	805604000	89
M. BIR 12 PC SAE	805604001	89
F. FIRG 12A SON BSP	805700008	155
M. FIRG 12A SON BSP	805700009	155
F. FIRG 34B SON BSP	805700010	155
M. FIRG 34B SON BSP	805700011	155
EC6-9 FOR MOBILE HALF	806422000	75
EC6-9A FOR FIXED HALF	806422001	75
EC6-9D FOR FIXED HALF	806422007	75
EC6-13 FOR MOBILE HALF	806422010	75
EC6-13 FOR FIXED HALF	806422011	75
EC7-9 FOR MOBILE HALF	806422012	75
EC7-9A FOR FIXED HALF	806422013	75
EC7-9D FOR FIXED HALF	806422019	75
EC7-13 FOR MOBILE HALF	806422024	75
EC7-13 FOR FIXED HALF	806422025	75
EC6-13 FOR FIXED HALF DP	806422035	75
F. VEP13P 1/2 NPT	806501000	47
M. VEP13P 1/2 NPT	806501001	47
F. VEP9P 3/8 NPT	806501002	47

ALPHA PART NUMBER INDEX

# NUMERICAL PART NUMBER INDEX (CONT.)

STUCCHI USA



DESCRIPTION	ORDER CODE	PAGE	DESCRIPTION	ORDER CODE	PAGE	DESCRIPTION	ORDER CODE	PAGE	DESCRIPTION	ORDER CODE	PAGE
F. VEP15P 3/4 NPT	806501004	47	M. VEP45P 2 BSP	807200019	47	F. VP13 1/2 SAE	807304022	63	F. VEP30HD 1 1/2 FH CODE 62	808124016	55
M. VEP15P 3/4 NPT	806501005	47	F. VEP21P 1 BSP	807200020	47	M. VP13P 1/2 SAE	807304023	63	M. VEP30HD 1 1/2 FH CODE 62	808124017	55
F. VEP17P 1 NPT	806501006	47	M. VEP21P 1 BSP	807200021	47	F. VP30 1 1/2 FPU CODE 62	807324018	63	F. VEP21HD 1 FPM FH CODE 62	808124018	55
M. VEP17P 1 NPT	806501007	47	F. VEP45P 2 NPT	807201018	47	M. VP30 1 1/2 FPU CODE 62	807324019	63	M. VEP21HD 1 FPM FH CODE 62	808124019	55
F. VEP7 1/4 NPT	806501008	47	M. VEP45P 2 NPT	807201019	47	F. IRC 34 BSP	807900006	111	F. VEP17HD 1 FPU CODE 62	808124020	55
M. VEP7 1/4 NPT	806501009	47	F. VEP45P GG 2 NPT	807201026	48	M. IRC 34 BSP	807900007	111	M. VEP17HD 1 FPU CODE 62	808124021	55
F. VEP21P 1 1/4 NPT	806501010	47	F. VEP13P 1/2 SAE	807204006	48	F. IRC 100 BSP	807900008	111	F. VEP21HD 1 1/4 FPU CODE 62	808124022	55
M. VEP21P 1 1/4 NPT	806501011	47	M. VEP13P 1/2 SAE	807204007	48	M. IRC 100 BSP	807900009	111	M. VEP21HD 1 1/4 FPU CODE 62	808124023	55
F. VEP30P 1 1/2 NPT	806501012	47	F. VEP45P 2 SAE	807204018	48	F. IRC 34PC BSP	807900014	111	F. VEP30HD 1 1/2 FPU CODE 62	808124024	55
M. VEP30P 1 1/2 NPT	806501013	47	M. VEP45P 2 SAE	807204019	48	M. IRC 34PC BSP	807900015	111	M. VEP30HD 1 1/2 FPU CODE 62	808124025	55
F. VEP9P 1/2 NPT	806501014	47	M. VEP45P 2 CODE 62 FH	807224018	48	F. IRC 14 NPTF	807902000	111	F. VEP30HD 1 1/4 FPM CODE 62 M14	808124034	55
M. VEP9P 1/2 NPT	806501015	47	F. VEP9P 3/8 ORFS	807213002	49	M. IRC 14 NPTF	807902001	111	M. VEP30HD 1 1/4 FPM CODE 62 M14	808124035	55
F. VEP13P 3/4 NPT	806501016	47	M. VEP9P 3/8 ORFS	807213003	49	F. IRC 38 NPTF	807902002	111	F. VEP30HD 1 1/4 FPU CODE 62	808124036	55
M. VEP13P 3/4 NPT	806501017	47	F. VEP13P 1/2 ORFS	807213004	49	M. IRC 38 NPTF	807902003	111	M. VEP30HD 1 1/4 FPU CODE 62	808124037	55
F. VEP9P 1/2 SAE	806504000	48	M. VEP13P 1/2 ORFS	807213005	49	F. IRC 12 NPTF	807902004	111	F. VEP30HD 1 1/4 FH CODE 62	808124038	55
M. VEP9P 1/2 SAE	806504001	48	F. VEP15P 3/4 ORFS	807213006	49	M. IRC 12 NPTF	807902005	111	M. VEP30HD 1 1/4 FH CODE 62	808124039	55
F. VEP17P 1 SAE	806504002	48	M. VEP15P 3/4 ORFS	807213007	49	F. IRC 34 NPTF	807902006	111	F. VEP30HD 1 1/4 FPM CODE 62 M12	808124040	55
M. VEP17P 1 SAE	806504003	48	F. VEP17P 1 ORFS	807213008	49	M. IRC 34 NPTF	807902007	111	M. VEP30HD 1 1/4 FPM CODE 62 M12	808124041	55
F. VEP13P 3/4 SAE	806504004	48	M. VEP17P 1 ORFS	807213009	49	F. IRC 100 NPTF	807902008	111	F. VEP15HD 3/4 FH CODE 61	808124046	55
M. VEP13P 3/4 SAE	806504005	48	F. VEP21P 1 1/4 ORFS	807213010	49	M. IRC 100 NPTF	807902009	111	M. VEP15HD 3/4 FH CODE 61	808124047	55
F. VEP15P 3/4 SAE	806504006	48	M. VEP21P 1 1/4 ORFS	807213011	49	F. IRC 38PC NPTF	807902010	111	F. VEP17HD 1 FH CODE 61	808124050	55
M. VEP15P 3/4 SAE	806504007	48	F. VEP9P 3/8 ORFS BH	807213016	49	M. IRC 38PC NPTF	807902011	111	M. VEP17HD 1 FH CODE 61	808124051	55
F. VEP7 3/8 SAE	806504008	48	M. VEP9P 3/8 ORFS BH	807213017	49	F. IRC 12PC NPTF	807902012	111	F. A13HD 1/2 SAE	808304016	29
M. VEP7 3/8 SAE	806504009	48	F. VEP13P 1/2 ORFS BH	807213018	49	M. IRC 12PC NPTF	807902013	111	F. A9HDYZ BC18 1/2 SAE	808304018	29
F. VEP21P 1 1/4 SAE	806504010	48	M. VEP13P 1/2 ORFS BH	807213019	49	F. IRC 34PC NPTF	807902014	111	M. A13HD NIPPLE	808313001	152
M. VEP21P 1 1/4 SAE	806504011	48	F. VEP15P 3/4 ORFS BH	807213020	49	M. IRC 34PC NPTF	807902015	111	M. A15HD NIPPLE	808313003	152
F. VEP30P 1 1/2 SAE	806504012	48	M. VEP15P 3/4 ORFS BH	807213021	49	F. IRC 100PC NPTF	807902016	111	F. A13HD 5/8 ORFS BH	808313004	29
M. VEP30P 1 1/2 SAE	806504013	48	F. VEP17P 1 ORFS BH	807213022	49	M. IRC 100PC NPTF	807902017	111	F. A13HD COUPLER	808313030	152
F. VEP9P 3/8 SAE	806504014	48	M. VEP17P 1 ORFS BH	807213023	49	F. VEP15HD 3/4 NPT	808101010	55	F. A15HD COUPLER	808313032	152
M. VEP9P 3/8 SAE	806504015	48	F. VEP21P 1 1/4 ORFS BH	807213024	49	M. VEP15HD 3/4 NPT	808101011	55	SATURN BLOCK 13	808800102	152
F. A13HD 1/2 NPT	806801000	29	M. VEP21P 1 1/4 ORFS BH	807213025	49	F. VEP17HD 1 NPT	808101012	55	SATURN BLOCK 15	808800103	152
F. A13HD 3/4 NPT	806801002	29	M. VEP45P 2 CODE 62 FLANGE HEAD	807224019	48	M. VEP17HD 1 NPT	808101013	55	SATURN BLOCK 17 W/ 1/2 DRAIN LINE	808800104	152
F. A13HD 3/4 SAE	806804000	29	F. VEP45P 2 CODE 62 FP	807224020	48	F. VEP21HD 1 1/4 NPT	808101014	55	SATURN BLOCK 17 W/ 3/8 DRAIN LINE	808800105	152
F. A13HD 5/8 SAE	806804006	29	M. VEP45P 2 CODE 62 FLANGE BL	807224021	48	M. VEP21HD 1 1/4 NPT	808101015	55	F. IP 12 1/2 BSP	809400000	103
F. A13HD 5/8 JIC BH	806806000	29	F. VP9P 1/2 SAE	807304002	63	F. VEP30HD 1 1/2 NPT	808101016	55	M. I 12GS 1/2 BSP	809400001	103
F. VEP9P 3/8 BSP	807200002	47	M. VP9P 1/2 SAE	807304003	63	M. VEP30HD 1 1/2 NPT	808101017	55	F. IP 12 1/2 BSP EST	809400002	103
M. VEP9P 3/8 BSP	807200003	47	F. VP13P 3/4 SAE	807304008	63	F. VEP15HD 3/4 SAE	808104010	55	M. I 12GS 1/2 BSP EST	809400003	103
F. VEP13P 1/2 BSP	807200006	47	M. VP13P 3/4 SAE	807304009	63	M. VEP15HD 3/4 SAE	808104011	55	F. IP 12 3/8 BSP	809400004	103
M. VEP13P 1/2 BSP	807200007	47	F. VP15P 3/4 SAE	807304010	63	F. VEP17 HD 1 SAE	808104012	55	M. I 12GS 3/8 BSP	809400005	103
F. VEP15P 3/4 BSP	807200010	47	M. VP15P 3/4 SAE	807304011	63	M. VEP17HD 1 SAE	808104013	55	M. I 12GS 3/8 BSP EST	809400007	103
M. VEP15P 3/4 BSP	807200011	47	F. VP17P 1 SAE	807304012	63	F. VEP21HD 1 1/4 SAE	808104014	55	F. IP 38 1/4 BSP	809400008	103
F. VEP17P 1 BSP	807200012	47	M. VP17P 1 SAE	807304013	63	M. VEP21HD 1 1/4 SAE	808104015	55	M. I 38 1/4 BSP	809400009	103
M. VEP17P 1 BSP	807200013	47	F. VP21P 1 1/4 SAE	807304014	63	F. VEP30HD 1 1/2 SAE	808104016	55	F. IP 38 3/8 BSP	809400010	103
F. VEP21P 1 1/4 BSP	807200014	47	M. VP21P 1 1/4 SAE	807304015	63	M. VEP30HD 1 1/2 SAE	808104017	55	M. I 38 3/8 BSP	809400011	103
M. VEP21P 1 1/4 BSP	807200015	47	F. VP30P 1 1/2 SAE	807304016	63	F. VEP17HD 1 FH CODE 62	808124012	55	F. IP 38 3/8 BSP EST DIN3852	809400012	103
F. VEP30P 1 1/2 BSP	807200016	47	M. VP30P 1 1/2 SAE	807304017	63	M. VEP17HD 1 FH CODE 62	808124013	55	M. I 38 3/8 BSP EST DIN3852	809400013	103
M. VEP30P 1 1/2 BSP	807200017	47	F. VP9P 3/8 SAE	807304020	63	F. VEP21HD 1 1/4 FH CODE 62	808124014	55	F. I 34 3/4 BSP	809400014	103

ALPHA PART NUMBER INDEX



727-342-5088

You can also email us at [GRP@goodyearrubberproducts.com](mailto:GRP@goodyearrubberproducts.com)



727-342-5088

You can also email us at [GRP@goodyearrubberproducts.com](mailto:GRP@goodyearrubberproducts.com)

# NUMERICAL PART NUMBER INDEX (CONT.)

STUCCHI USA



DESCRIPTION	ORDER CODE	PAGE	DESCRIPTION	ORDER CODE	PAGE	DESCRIPTION	ORDER CODE	PAGE	DESCRIPTION	ORDER CODE	PAGE
F. IP 100 3/4 BSP	809400016	103	F. VD114 1 1/2 NPT	809501024	129	F. VR100 L22	809608010	135	VU 100 NPT 5 PSI	810201105	147
M. I 100 3/4 BSP	809400017	103	M. VD114 1 1/2 NPT	809501025	129	M. VR100 L22	809608011	135	VU 114 NPT 5 PSI	810201106	147
F. IP 100 1 BSP	809400018	103	F. VD12 L12	809508000	129	F. VR100 L28	809608012	135	VU 112 NPT 5 PSI	810201107	147
M. I 100 1 BSP	809400019	103	M. VD12 L12	809508001	129	M. VR100 L28	809608013	135	VU 200 NPT 5 PSI	810201108	147
F. IP 12 1/2 NPT	809401000	103	F. VD12 L15	809508004	129	F. VR12 S16	809609000	135	VU 34F 1.5 NPT 5 PSI	810201109	147
M. I 12GS 1/2 NPT	809401001	103	M. VD12 L15	809508005	129	M. VR12 S16	809609001	135	VU 100F 1.5 NPT 5 PSI	810201110	147
M. I 34 3/4 NPT	809401003	103	F. VD12 L18	809508008	129	F. VR38 S10	809609002	135	VU 12EI NPT 5 PSI	810201112	147
F. VD12 3/8 BSP	809500000	128	M. VD12 L18	809508009	129	F. VR38 S12	809609004	135	VU 14 NPT 14 PSI	810201200	147
M. VD12 3/8 BSP	809500001	128	F. VD34 S16	809509014	129	M. VR38 S12	809609005	135	VU 12 NPT 14 PSI	810201201	147
F. VD12 1/2 BSP	809500002	128	M. VD34 S16	809509015	129	F. VR38 S14	809609006	135	VU 34 NPT 14 PSI	810201202	147
M. VD12 1/2 BSP	809500003	128	F. VD100 S20	809509018	129	M. VR38 S14	809609007	135	VU 100 NPT 14 PSI	810201203	147
F. VD12 1/2 BSP EST	809500004	128	M. VD100 S20	809509019	129	F. VR100 S20	809609008	135	VU 114 NPT 14 PSI	810201204	147
M. VD12 1/2 BSP EST	809500005	128	F. VD100 S25	809509020	129	M. VR100 S20	809609009	135	VU 112 NPT 14 PSI	810201205	147
F. VD38 1/4 BSP	809500008	128	M. VD100 S25	809509021	129	F. VR100 S25	809609010	135	VU 100 NPT 21 PSI	810201300	147
M. VD38 1/4 BSP	809500009	128	F. VD100 S30	809509022	129	M. VR100 S25	809609011	135	VU 18 NPT 65 PSI	810201400	147
F. VD38 3/8 BSP	809500010	128	M. VD100 S30	809509023	129	F. VR100 S30	809609012	135	VU 14 NPT 65 PSI	810201401	147
M. VD38 3/8 BSP	809500011	128	F. VD114 S38	809509028	129	M. VR100 S30	809609013	135	VU 38 NPT 65 PSI	810201402	147
F. VD38 3/8 BSP EST DIN3852-2-A	809500012	128	M. VD114 S38	809509029	129	F. VR114 S38	809609014	135	VU 12 NPT 65 PSI	810201403	147
M. VD38 3/8 BSP EST DIN3852-2-A	809500013	128	F. VD12 L12 SCHOTT	809510000	129	M. VR114 S38	809609015	135	VU 34 NPT 65 PSI	810201404	147
F. VD34 1/2 BSP	809500014	128	M. VD12 L12 SCHOTT	809510001	129	F. VR38 S16	809609016	135	VU 100 NPT 65 PSI	810201405	147
M. VD34 1/2 BSP	809500015	128	F. VD12 L15 SCHOTT	809510004	129	M. VR38 S16	809609017	135	VU 114 NPT 65 PSI	810201406	147
F. VD34 3/4 BSP	809500016	128	M. VD12 L15 SCHOTT	809510005	129	M. VR34 S20	809609019	135	VU 112 NPT 65 PSI	810201407	147
M. VD34 3/4 BSP	809500017	128	F. VD34 S16 SCHOTT	809511014	129	F. A9ZN 3/8 NPT	809701006	39	VU 200 NPT 65 PSI	810201408	147
F. VD100 3/4 BSP	809500018	128	F. VD34 S20 SCHOTT	809511016	129	M. A9ZN 3/8 NPT	809701007	39	VU 12 NPT 57 PSI	810201409	147
F. VD100 1 BSP	809500020	128	M. VD34 S20 SCHOTT	809511017	129	F. A13ZN 1/2 NPT	809701008	39	VU 12 NPT 115 PSI	810201600	147
M. VD100 1 BSP	809500021	128	F. VD100 S20 SCHOTT	809511018	129	M. A13ZN 1/2 NPT	809701009	39	VU 34 NPT 115 PSI	810201601	147
F. VD114 1 1/4 BSP	809500022	128	M. VD100 S20 SCHOTT 38	809511019	129	F. A15ZN 3/4 NPT	809701012	39	VU 100 NPT 145 PSI	810201602	147
M. VD114 1 1/4 BSP	809500023	128	F. VD100 S25 SCHOTT	809511020	129	M. A15ZN 3/4 NPT	809701013	39	VU 14 NPT 215 PSI	810201700	147
F. VD114 1 1/2 BSP	809500024	128	M. VD100 S25 SCHOTT	809511021	129	F. VLS 12 BSP	809900004	125	VU 12 NPT 290 PSI	810201701	147
M. VD114 1 1/2 BSP	809500025	128	F. VD100 S30 SCHOTT	809511022	129	M. VLS 12 BSP	809900005	125	VU 14 SAE 5 PSI	810204100	147
F. VD12 3/8 NPT	809501000	129	M. VD100 S30 SCHOTT	809511023	129	F. VLS 100 BSP	809900008	125	VU 38 SAE 5 PSI	810204101	147
M. VD12 3/8 NPT	809501001	129	F. VD100 S38 SCHOTT	809511024	129	M. VLS 100 BSP	809900009	125	VU 12 SAE 5 PSI	810204102	147
F. VD12 1/2 NPT	809501002	129	F. VD114 S38 SCHOTT	809511028	129	F. VLS M22X1.5 ISO	809912004	125	VU 34 SAE 5 PSI	810204103	147
M. VD12 1/2 NPT	809501003	129	M. VD114 S38 SCHOTT	809511029	129	M. VLS M22X1.5 ISO	809912005	125	VU 100 SAE 5 PSI	810204104	147
F. VD38 1/4 NPT	809501008	129	F. VD12 M22X1.5	809512000	129	F. VLS 100 M30X1.5 ISO	809912008	125	VU 114 SAE 5 PSI	810204105	147
M. VD38 1/4 NPT	809501009	129	M. VD12 M22X1.5	809512001	129	M. VLS 100 M30X1.5 ISO	809912009	125	VU 112 SAE 5 PSI	810204106	147
F. VD38 3/8 NPT	809501010	129	F. VD34 M22X1.5	809512002	129	VU 14X NPT 7.5 PSI	810201101X	149	VU 200 SAE 5 PSI	810204107	147
M. VD38 3/8 NPT	809501011	129	M. VD34 M22X1.5	809512003	129	VU 38X NPT 7.5 PSI	810201102X	149	VU 14 SAE 65 PSI	810204400	147
F. VD34 1/2 NPT	809501014	129	F. VR12 L15	809608000	135	VU 12X NPT 7.5 PSI	810201103X	149	VU 38 SAE 65 PSI	810204401	147
M. VD34 1/2 NPT	809501015	129	M. VR12 L15	809608001	135	VU 34X NPT 7.5 PSI	810201104X	149	VU 12 SAE 65 PSI	810204402	147
F. VD34 3/4 NPT	809501016	129	F. VR38 L10	809608002	135	VU 100X NPT 7.5 PSI	810201105X	149	VU 34 SAE 65 PSI	810204403	147
M. VD34 3/4 NPT	809501017	129	M. VR38 L10	809608003	135	VU 114X NPT 7.5 PSI	810201106X	149	VU 100 SAE 65 PSI	810204404	147
F. VD100 3/4 NPT	809501018	129	F. VR38 L12	809608004	135	VU 112X NPT 7.5 PSI	810201107X	149	VU 114 SAE 65 PSI	810204405	147
M. VD100 3/4 NPT	809501019	129	M. VR38 L12	809608005	135	VU 18 NPT 5 PSI	810201100	147	VU 112 SAE 65 PSI	810204406	147
F. VD100 1 NPT	809501020	129	F. VR38 L15	809608006	135	VU 14 NPT 5 PSI	810201101	147	VU 200 SAE 65 PSI	810204407	147
M. VD100 1 NPT	809501021	129	M. VR38 L15	809608007	135	VU 38 NPT 5 PSI	810201102	147	VU 18 NPT 5 PSI	810501100	147
F. VD114 1 1/4 NPT	809501022	129	F. VR100 L18	809608008	135	VU 12 NPT 5 PSI	810201103	147	VU 14 NPT 5 PSI	810501101	147

ALPHA PART NUMBER INDEX

# NUMERICAL PART NUMBER INDEX (CONT.)

STUCCHI USA



DESCRIPTION	ORDER CODE	PAGE	DESCRIPTION	ORDER CODE	PAGE	DESCRIPTION	ORDER CODE	PAGE	DESCRIPTION	ORDER CODE	PAGE
VU 12 NPT 5 PSI	810501103	147	F. VEP30HDL 1 1/2 FH CODE 62	810924010	58	M. FAP9DZN 3/8 SAE	811404027	74	CAP F. IRB100 (PVC RED)	815000040	93
VU 34 NPT 5 PSI	810501104	147	F. VEP21HDL 1 1/4 FPU CODE 62	810924012	58	F. FAP13ZN 1/2 SAE	811404028	74	CAP M. IRB100 (PVC RED)	815000041	93
VU 100 NPT 5 PSI	810501105	147	F. VEP30HDL 1 1/4 FH CODE 62	810924038	58	M. FAP13ZN 1/2 SAE	811404029	74	CAP F. FIRG14/ A7	815100000	14
VU 114 NPT 5 PSI	810501106	147	M. VOF 100 NPT	811201000	115	CAP F. VD14 RED	814900000	127	CAP M. FIRG14/A7	815100001	14
VU 112 NPT 5 PSI	810501107	147	F. VOF 100 NPT	811201001	115	CAP M. VD14 RED	814900001	127	CAP F. FIRG38/A9/FIRG12	815100002	14
VU 200 NPT 5 PSI	810501108	147	M. VOF 34 NPT	811201002	115	CAP F. VD38 RED	814900002	127	CAP M. FIRG38/A9	815100003	14
VU 34F 1.5 NPT 5 PSI	810501109	147	F. VOF 34 NPT	811201003	115	CAP M. VD38 RED	814900003	127	CAP F. FIRG12A/A13	815100004	14
VU 100F 1.5 NPT 5 PSI	810501110	147	M. VOF 114 NPT	811201004	115	CAP F. VD12 RED	814900004	127	CAP M. FIRG12/A9	815100005	14
VU 12EI NPT 5 PSI	810501112	147	F. VOF 114 NPT	811201005	115	CAP M. VD12 RED	814900005	127	CAP F. FIRG34/A13	815100006	14
VU 18 NPT 65 PSI	810501400	147	M. VOF 112 NPT	811201006	115	CAP F. VD34 RED	814900006	127	CAP M. FIRG12A/A13	815100007	14
VU 14 NPT 65 PSI	810501401	147	F. VOF 112 NPT	811201007	115	CAP M. VD34 RED	814900007	127	CAP F. FIRG34B/A15	815100008	14
VU 38 NPT 65 PSI	810501402	147	M. VOF 200 NPT	811201008	115	CAP F. VD100 RED	814900008	127	CAP M. FIRG34/A13	815100009	14
VU 12 NPT 65 PSI	810501403	147	F. VOF 200 NPT	811201009	115	CAP M. VD100 RED	814900009	127	CAP F. FIRG100/A17	815100010	14
VU 34 NPT 65 PSI	810501404	147	M. VOFX 34 NPT	811201050	119	CAP F. VD114 RED	814900010	127	CAP M. FIRG34B/A15	815100011	14
VU 100 NPT 65 PSI	810501405	147	F. VOFX 34 NPT	811201051	119	CAP M. VD114 RED	814900011	127	CAP F. FIRG114/A21	815100012	14
VU 114 NPT 65 PSI	810501406	147	M. VOFX 100 NPT	811201052	119	CAP F. VLS12	814906022	125	CAP M. FIRG100/A17	815100013	14
VU 112 NPT 65 PSI	810501407	147	F. VOFX 100 NPT	811201053	119	CAP M. VLS12	814906023	125	CAP F. FIRG112/A30	815100014	14
VU 200 NPT 65 PSI	810501408	147	M. VOFX 114 NPT	811201054	119	CAP F. VLS100	814906024	125	CAP M. FIRG114/A21	815100015	14
VU 14 SAE 5 PSI	810504100	147	F. VOFX 114 NPT	811201055	119	CAP M. VLS100	814906025	125	CAP F. FIRG 200	815100016	14
VU 38 SAE 5 PSI	810504101	147	M. VOFX 112 NPT	811201056	119	CAP F. IR14	815000000	99	CAP M. FIRG112/A30	815100017	14
VU 12 SAE 5 PSI	810504102	147	F. VOFX 112 NPT	811201057	119	CAP M. IR14/IR14V	815000001	99	CAP M. FIRG 200	815100019	14
VU 34 SAE 5 PSI	810504103	147	M. VOFX 200 NPT	811201058	119	CAP F. IR38	815000002	99	CAP F. A25 WHITE	815205020	14
VU 100 SAE 5 PSI	810504104	147	F. VOFX 200 NPT	811201059	119	CAP M. IR38/IR38V	815000003	99	CAP M. A25 WHITE	815205021	14
VU 114 SAE 5 PSI	810504105	147	F. FAP9AZN 3/8 NPT	811401002	74	CAP F. BIR12	815000004	89	CAP F. VP7R	815300000	63
VU 112 SAE 5 PSI	810504106	147	M. FAP9AZN 3/8 NPT	811401003	74	CAP F. IR12	815000004	99	CAP M. VP7R	815300001	63
VU 200 SAE 5 PSI	810504107	147	F. FAP9DZN 3/8 NPT	811401004	74	CAP M. IR1/M. BIR12	815000005	89	CAP F. VP9R	815300002	63
VU 100 SAE 65 PSI	810504400	147	M. FAP9DZN 3/8 NPT	811401005	74	CAP F. IR34	815000006	99	CAP M. VP9R	815300003	63
VU 38 SAE 65 PSI	810504401	147	F. FAP13ZN 1/2 NPT	811401010	74	CAP M. IR34/IR34V	815000007	99	CAP F. VP13R	815300004	63
VU 12 SAE 65 PSI	810504402	147	M. FAP13ZN 1/2 NPT	811401011	74	CAP F. IR100	815000008	99	CAP M. VP13R	815300005	63
VU 34 SAE 65 PSI	810504403	147	F. FAP15ZN 3/4 NPT	811401014	74	CAP M. IR100/IR100V	815000009	99	CAP F. VP15R	815300006	63
VU 14 SAE 65 PSI	810504404	147	M. FAP15ZN 3/4 NPT	811401015	74	CAP F. BIR14	815000012	89	CAP M. VP15R	815300007	63
VU 114 SAE 65 PSI	810504405	147	F. FAP17ZN 1 NPT	811401016	74	CAP M. BIR14	815000013	89	CAP F. VP17R	815300008	63
VU 112 SAE 65 PSI	810504406	147	M. FAP17ZN 1 NPT	811401017	74	CAP F. BIR38	815000014	89	CAP M. VP17R	815300009	63
VU 200 SAE 65 PSI	810504407	147	F. FAP21ZN 1 1/4 NPT	811401018	74	CAP M. BIR38	815000015	89	CAP F. VP21R	815300010	63
VUS 34 NPT 5 PSI SOFT SEAT	810701100	146	M. FAP21ZN 1 1/4 NPT	811401019	74	CAP F. BIR34	815000016	89	CAP M. VP21R	815300011	63
VUS 100 NPT 50 PSI SOFT SEAT	810701400	146	F. FAP9DZN 1/2 SAE	811404004	74	CAP M. BIR34	815000017	89	CAP F. VP30R	815300012	63
F. VEP21HDL 1 1/4 BSP	810900008	58	M. FAP9DZN 1/2 SAE	811404005	74	CAP F. BIR100	815000018	89	CAP M. VP30R	815300013	63
F. VEP21HDL 1 1/4 NPT	810901000	58	F. FAP13ZN 3/4 SAE	811404012	74	CAP M. BIR100	815000019	89	CAP F. VEP30R	815300028	49
F. VEP30HDL 1 1/2 NPT	810901002	58	M. FAP13ZN 3/4 SAE	811404013	74	CAP F. IRB18 (PVC RED)	815000030	93	CAP M. VEP30R	815300029	49
F. VEP17HDL 1 NPT	810901004	58	F. FAP15ZN 3/4 SAE	811404014	74	CAP M. IRB18 (PVC RED)	815000031	93	CAP F. VEP7R	815300030	49
F. VEP15HDL 3/4 NPT	810901006	58	M. FAP15ZN 3/4 SAE	811404015	74	CAP F. IRB14 (PVC RED)	815000032	93	CAP M. VEP7R	815300031	49
F. VEP21HDL 1 1/4 SAE	810904000	58	F. FAP17ZN 1 SAE	811404016	74	CAP M. IRB14 (PVC RED)	815000033	93	CAP F. VEP9R	815300032	49
F. VEP30HDL 1 1/2 SAE	810904002	58	M. FAP17ZN 1 SAE	811404017	74	CAP F. IRB38 (PVC RED)	815000034	93	CAP M. VEP9R	815300033	49
F. VEP17HDL 1 SAE	810904004	58	F. FAP21ZN 1 1/4 SAE	811404018	74	CAP M. IRB38 (PVC RED)	815000035	93	CAP F. VEP13R	815300034	49
F. VEP15HDL 3/4 SAE	810904006	58	M.FAP21ZN 1 1/4 SAE	811404019	74	CAP F. IRB12 (PVC RED)	815000036	93	CAP M. VEP13R	815300035	49
F. VEP21HDL 1 1/4 FH CODE 62	810924002	58	F. FAP9AZN 3/8 SAE	811404024	74	CAP M. IRB12 (PVC RED)	815000037	93	CAP F. VEP15R	815300036	49
F. VEP21HDL 1 1/4 FPM CODE 62	810924004	58	M. FAP9AZN 3/8 SAE	811404025	74	CAP F. IRB34 (PVC RED)	815000038	93	CAP M. VEP15R	815300037	49

ALPHA PART NUMBER INDEX

# NUMERICAL PART NUMBER INDEX (CONT.)

STUCCHI USA



DESCRIPTION	ORDER CODE	PAGE
CAP M. VEP17R	815300039	49
CAP F. VEP21R	815300040	49
CAP M. VEP21R	815300041	49
CAP F. VEP45	815300042	49
CAP M. VEP45	815300043	49
PARKING STATION GR3-9	815306009	71
CAP F. IV14HP BLACK PLASTIC	815603010	139
CAP M. IV14HP BLACK PLASTIC	815603011	139
CAP F. IV38HP BLACK PLASTIC	815603012	139
CAP M. IV38HP BLACK PLASTIC	815603013	139
CAP F. IV38HP	815605002	139
CAP M. IV38HP	815605003	139
CAP F. IV14HP	815605004	139
CAP M. IV14HP	815605005	139
PARKING STATION GR6-9	815606001	71
PARKING STATION GR6-13	815606003	71
PARKING STATION GR10-9	815606013	71
PARKING STATION GR10-13 / GR6L	815606025	71
PARKING STATION DP2-9	815606029	67
PARKING STATION GRE PLATES	815606033	79
PARKING STATION DP2-13	815606037	67
PARKING STATION DP4-9	815606039	67
PARKING STATION DP4-13	815606041	67
DUST COVER FOR SV2	815606288	81
DUST COVER FOR BM3	815606288	83
PARKING STATION SV2	815606289	81
PARKING STATION BM3	815606289	83
FIXED PLATE DUST COVER GRE 6	81560609DC	79
FIXED PLATE DUST COVER GRE 12	81561212DC	79
FIXED PLATE DUST COVER GRE 18	81561809DC	79
KIT M. FIRG 14	815700001	23
KIT M. FIRG 38/12	815700003	23
KIT M. FIRG 12A/34	815700005	23
KIT M. FIRG 34B	815700007	23
KIT M. FIRG 100	815700009	23
KIT M. FIRG 114	815700011	23
KIT M. FIRG 112	815700013	23
KIT M. FIRG 200	815700015	23
KIT M. A9	815700097	14
KIT M. A13	815700099	19
KIT M. A15	815700101	14
KIT M. A17	815700103	14
KIT M. A21	815700105	14
KIT M. A30	815700107	14
O-RING KIT F. BIR14	815700170	88
O-RING KIT F. BIR38	815700172	88
O-RING KIT F. BIR12	815700174	88

DESCRIPTION	ORDER CODE	PAGE
O-RING KIT F. BIR100	815700178	88
POPPET KIT M./F. BIR100	815700179	88
O-RING KIT F. BIR114	815700180	88
POPPET KIT M./F. BIR114	815700181	88
O-RING KIT F. BIR112	815700182	88
POPPET KIT M./F. BIR112	815700183	88
O-RING KIT F. BIR200	815700184	88
POPPET KIT M./F. BIR200	815700185	88
O-RING KIT F. IRB18	815700202	93
O-RING KIT F. IRB14	815700204	93
O-RING KIT F. IRB38	815700206	93
O-RING KIT F. IRB12	815700208	93
O-RING KIT F. IRB34	815700210	93
POPPET KIT M./F. IRB34	815700211	93
O-RING KIT F. IRB100	815700212	93
POPPET KIT M./F. IRB100	815700213	93
LEVER KIT - LARGE FRAME (GR)	815700606	75
DP2-9 REPLACEMENT LEVER	815700607	75
DP2-13 REPLACEMENT LEVER	815700609	75
DP4-13 REPLACEMENT LEVER	815700610	75
LEVER KIT - SMALL FRAME (GR)	815700612	75
LEVER KIT - MEDIUM FRAME (GR)	815700614	75
LEVER KIT - GR6AB/GR5-15/GR8AA	815700670	75
O-RING KIT M. VEP45	815700728	48
O-RING KIT M. VEP7	815700735	48
O-RING KIT M. VEP9	815700736	48
O-RING KIT M. VEP13	815700737	48
O-RING KIT M. VEP15	815700738	48
O-RING KIT M. VEP17	815700739	48
O-RING KIT M. VEP21	815700740	48
O-RING KIT M. VEP30	815700741	48
GR10-9 CL HANDLE LEVER ASSEMBL	815700830	75
SATURN VALVE RELIEF KIT	815700852	152
DP SERIES BUTTON KIT	815700886	75
DP4-9 REPLACEMENT LEVER KIT	815700887	75
LEVER KIT DP2-17ZN	815701084	75
RETAINING RING F. FAP21AS1	815701154	81
KIT, LOCKING SLEEVE M. FAP21AS1	815701155	81
RETAINING RING F. FAP30AS2	815701156	81
RETAINING RING F. FAP30AS2	815701156	83
KIT, LOCKING SLEEVE M. FAP30AS2	815701157	81
KIT, LOCKING SLEEVE M. FAP30AS2	815701157	83
SEAL KIT, FORM. FAP21A1	815701159	81
SEAL KIT FOR MOBILE HALF PLATE	815701168	81
SEAL KIT FOR M. FAP30AS2	815701171	81
SEAL KIT FOR M. FAP30AS2	815701171	83
VEPHDL 21 LOCK PIN	815701187	59

DESCRIPTION	ORDER CODE	PAGE
KIT COMPLETE HD LEVER GROUP GR	815701193	75
KIT REPLACEMENT LOCKING BUTTON AND DETENT	815701208	83
KIT COMPLETE HD LEVER GROUP GR	815701216	75
KIT COMPLETE HD LEVER GROUP GR	815701222	75
GR10-9 CL HD LEVER KIT	815701233	75
F. IR 34 FA NPT	820001020	99
M. IR 34 FA NPT	820001021	99
F. IR 34V FA NPT	820001022	98
M. IR 34V FA NPT	820001023	98
VOF 34 KIT	8155700956	114
VOFX 34 KIT	8155700956	118
VOF 100 KIT	8155700958	114
VOFX 100 KIT	8155700958	118
VOF 114 KIT	8155700960	114
VOFX 114 KIT	8155700960	118
VOF 200 KIT	8155700964	114
VOFX 200 KIT	8155700964	118
VOF 112 KIT	8155701122	114
VOFX 112 KIT	8155701122	118
GRE 6-9 (6) 3/8 NPT	110006060601C	79
GRE 12-9 (12) 3/8 NPT	120012060601C	79
GRE 18-9 (18) 3/8 NPT	130018060601C	79
GRE 6-12 (6) 1/2 NPT	210006080801C	79
GRE 12-12 (12) 1/2 NPT	220012080801C	79
GRE 18-12 (18) 1/2 NPT	230018080801C	79
SV2-2130 (2) FIXED NPT	78Z02202401FH	81
SV2-2130 (2) MOBILE NPT	78Z02202401MHPS	81
SV2-2130Z (2) COMPLETE SAE	78Z02202404CPS	81
SV2-2130 (2) FIXED NPT	78Z02202404FH	81
SV2-2130 (2) MOBILE NPT	78Z02202404MH	81
SV2-2130Z (2) COMPLETE SAE	78Z02203001CPS	81
SV2-2130 (2) FIXED NPT	78Z02242001FH	81
SV2-2130 (2) MOBILE NPT	78Z02242001MH	81
SV2-2130 (2) FIXED NPT	78Z0224201601FH	81
SV2-2130 (2) MOBILE NPT	78Z0224201601MH	81
BM3IC (2) COMPLETE NPT	78Z02303001CPS	83
BM3IC (2) FIXED NPT	78Z02303001FH	83
BM3IC (2) MOBILE NPT	78Z02303001MH	83
BM3IC (2) COMPLETE SAE	78Z02303004CPS	83
BM3IC (2) FIXED SAE	78Z02303004FH	83
BM3IC (2) MOBILE SAE	78Z02303004MH	83
VEPHDL 15 LOCK PIN	CALL FOR ITEM CODE	59
VEPHDL 17 LOCK PIN	CALL FOR ITEM CODE	59
F. SH 1/4 DUST PLUG	KSS-04F-PVC	107
M. SH 1/4 DUST CAP	KSS-04M-PVC	107
F. SH 3/8 DUST PLUG	KSS-06F-PVC	107
M. SH 3/8 DUST CAP	KSS-06M-PVC	107

DESCRIPTION	ORDER CODE	PAGE
M. SH 1/2 DUST CAP	KSS-08M-PVC	107
F. SH 3/4 DUST PLUG	KSS-12F-PVC	107
M. SH 3/4 DUST CAP	KSS-12M-PVC	107
F. SH 1 DUST PLUG	KSS-16F-PVC	107
M. SH 1 DUST CAP	KSS-16M-PVC	107
PUSH PULL FF 3/8 X 1/2 SAE	PPC0608FO	31
PUSH PULL FF 1/2 X 1/2 NPT	PPC0808FP	31
PUSH PULL FF 1/2 X 3/4 SAE	PPC0812FO	31
PUSH PULL FF 1/2 X 3/4 NPT	PPC0812FP	31
PUSH PULL FF 5/8 X 3/4 SAE	PPC1012FO	31
PUSH PULL FF 5/8 X 3/4 NPT	PPC1012FP	31
PUSH PULL FF 3/4 X 3/4 NPT	PPC1212FP	31
PUSH PULL FF 3/4 X 1 NPT	PPC1216FP	31
F. SH 1/4 NPT	SH-04-04C-NPT	107
M. SH 1/4 NPT	SH-04-04N-NPT	107
F. SH 3/8 NPT	SH-06-06C-NPT	107
M. SH 3/8 NPT	SH-06-06N-NPT	107
F. SH 1/2 NPT	SH-08-08C-NPT	107
M. SH 1/2 NPT	SH-08-08N-NPT	107
F. SH 3/4 NPT	SH-12-12C-NPT	107
M. SH 3/4 NPT	SH-12-12N-NPT	107
F. SH 1 NPT	SH-16-16C-NPT	107
M. SH 1 NPT	SH-16-16N-NPT	107
F. SH 1 1/4 NPT	SH-20-20C-NPT	107
M. SH 1 1/4 NPT	SH-20-20N-NPT	107
F. SH 1 1/2 NPT	SH-24-24C-NPT	107
M. SH 1 1/2 NPT	SH-24-24N-NPT	107
F. SH 2 NPT	SH-32-32C-NPT	107
M. SH 2 NPT	SH-32-32N-NPT	107
ONE POSITION (1) COMPLETE	TBD	85
EXTERNAL SEAL KIT FOR MOBILE HALF PLATE	TBD	TBD

ALPHA PART NUMBER INDEX & FAQ'S



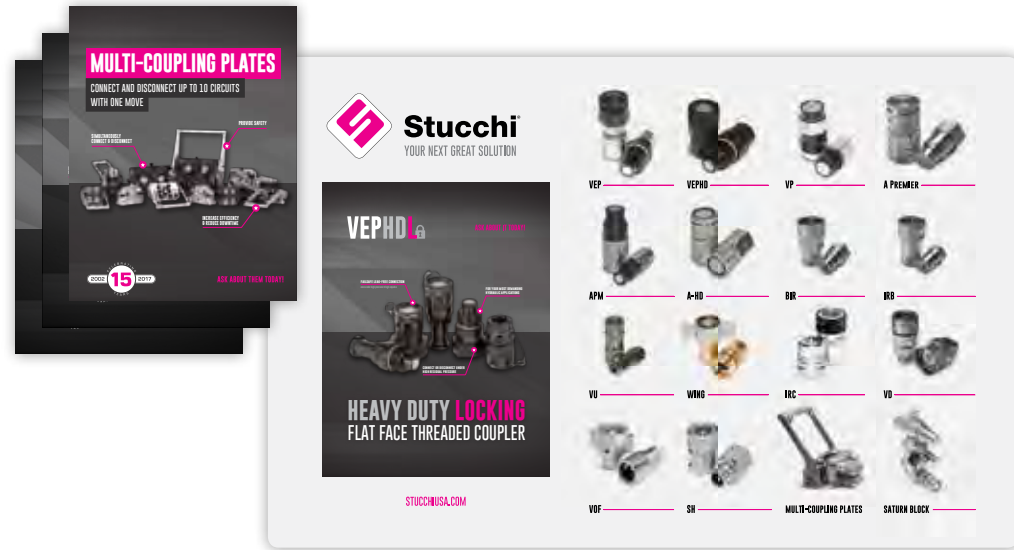
727-342-5088

You can also email us at [GRP@goodyearrubberproducts.com](mailto:GRP@goodyearrubberproducts.com)



727-342-5088

You can also email us at [GRP@goodyearrubberproducts.com](mailto:GRP@goodyearrubberproducts.com)



POP Counter Mat & Inserts (4)



Full Product Line Catalog



Multi-Coupling Plate & Saturn Block Display Unit



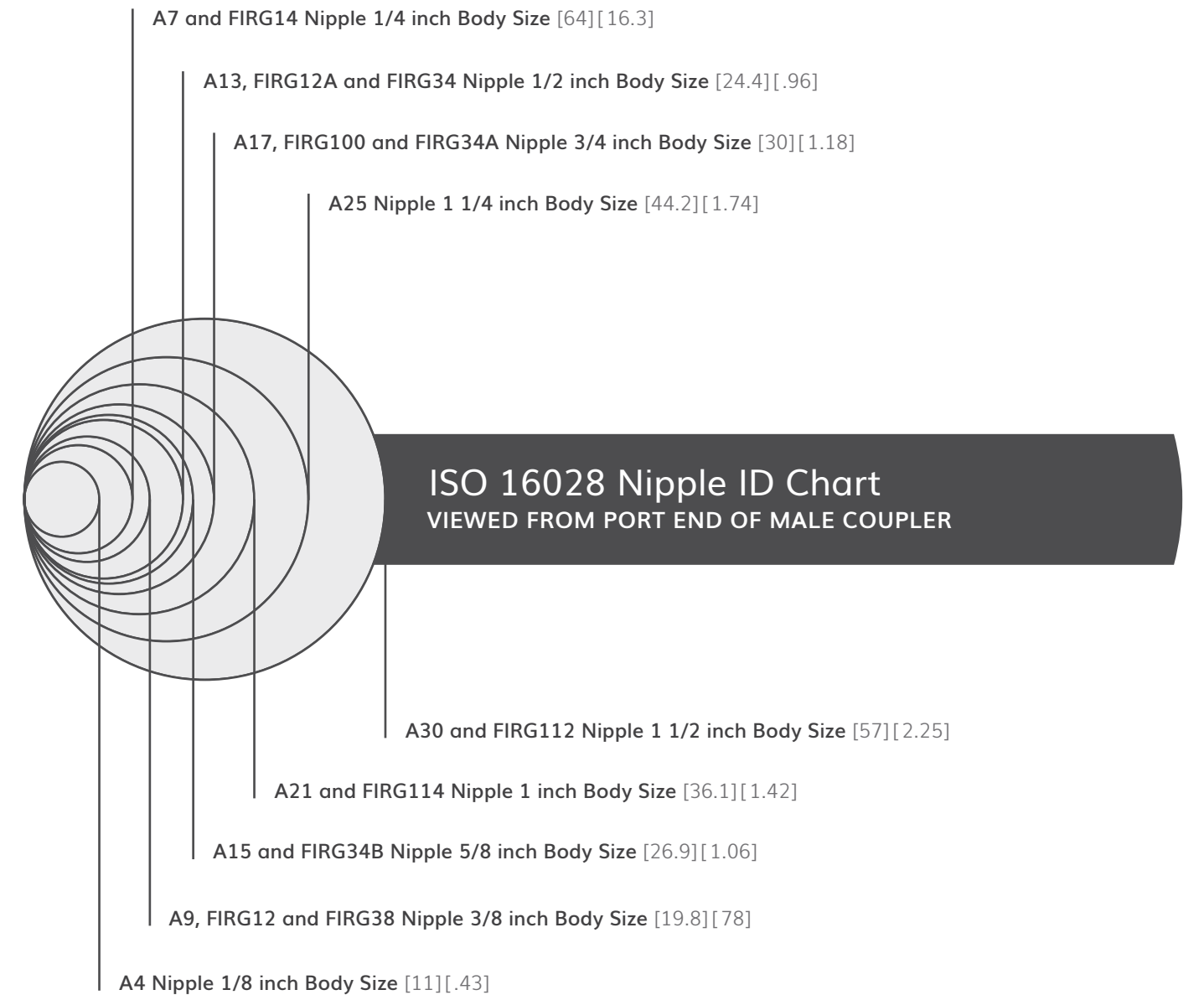
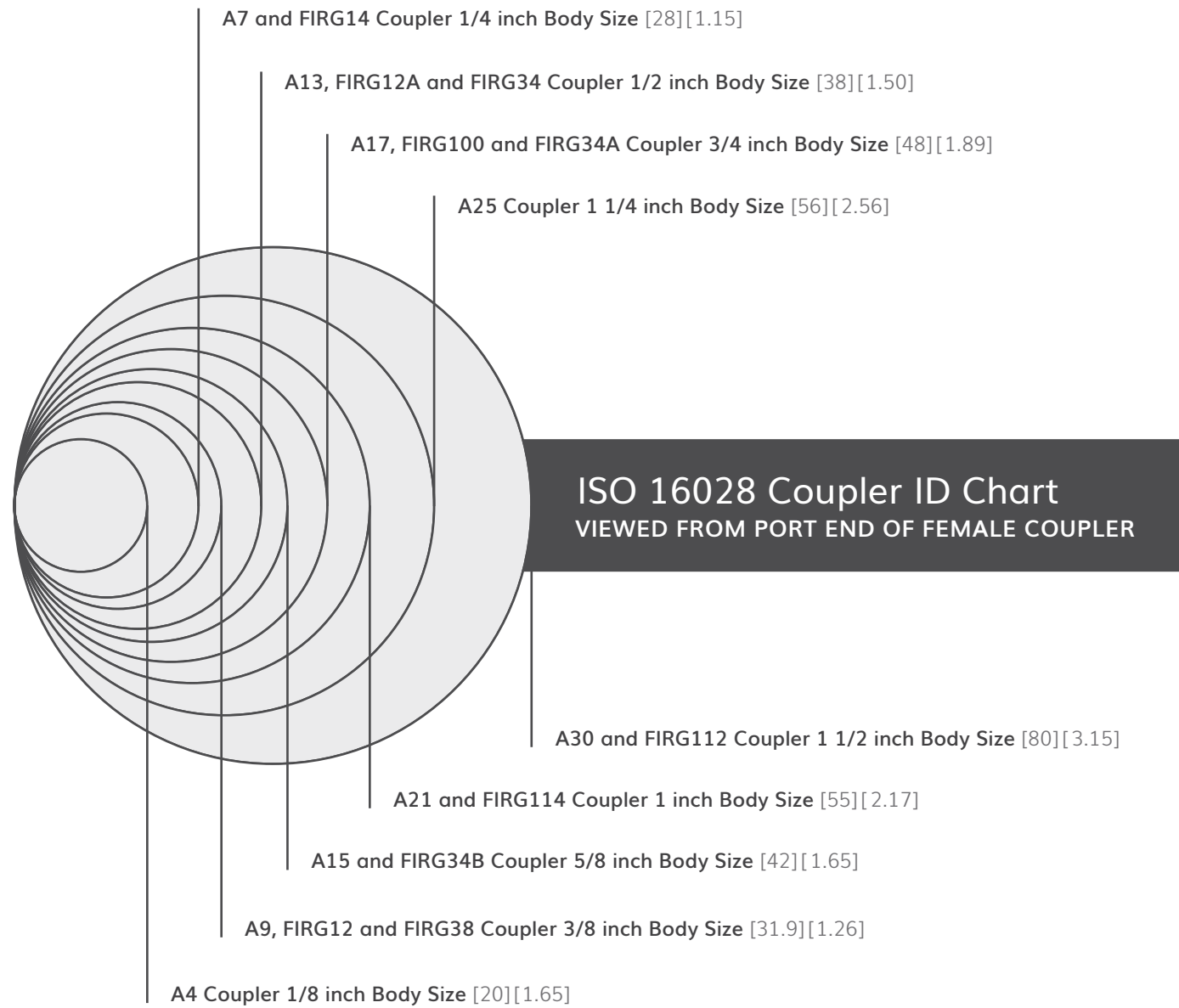
Saturn Block Display Unit



30' x 60' Canvas Banner

**Sales & Marketing Materials Available Displays & Collateral**

DESCRIPTION	ORDER CODE
MULTI-COUPLING PLATE & SATURN BLOCK DISPLAY UNIT	POPDEMO-DPSB
SATURN BLOCK DISPLAY UNIT	POP119SBC
POP COUNTER MAT & INSERTS	CM2017
30x60 INCH CANVAS BANNER	CB30X60
2018 FULL PRODUCT LINE CATALOG	CK201001





## YOUR NEXT GREAT SOLUTION

High-quality hydraulic quick disconnect solutions, with a wealth of design, engineering, and fabrication experience, backed by the Stucchi promise.

## YOUR TIME-SAVING PARTNER

Prompt, reliable delivery from our U.S.-based inventory is an essential part of our business. Stucchi, Inc. is committed to carrying large inventory levels in North America to serve our customers' needs promptly and efficiently.

## YOUR SOLUTION SOURCE

We're here to help—with the tools, expertise and problem-solving skills to get you the proper solution as quickly as possible. We know couplers like no one else and combine a painstaking interest in our products with our eagerness to solve your problems. That's why we also provide educational resources to help you succeed.

Check out our coupler ID charts, resource documents, demonstration videos, and new image uploader tool—all designed to help you find the right solution—at [stucchiusa.com](http://stucchiusa.com).

## CUSTOM SOLUTIONS


Sometimes, you need a solution that is a little outside the box. When you are faced with a unique situation involving a non-standard configuration, an unusual end-use application, or other challenges, we have the custom solutions to meet your needs and keep things moving.

## MANY HYDRAULIC QUICK COUPLERS LOOK ALIKE ON THE OUTSIDE...

but it's what you can't see, on the inside, that really matters—performance, ease of use, and overall reliability.

These can vary greatly between brands. If you haven't already, try Stucchi coupling products, compare us to your current suppliers, and see why Stucchi's first-to-market connection solutions are the choice of leading OEMs and distributors globally.

Thank you for considering Stucchi as your supplier of choice—and as for our existing customers, we genuinely appreciate your continued support.



Also email us at  
[goodyearrubberproducts.com](mailto:goodyearrubberproducts.com)

**GOODYEAR**  
RUBBER PRODUCTS, INC.

 **727-342-5088**

You can  
also call  
**GRP@**